Verified RealEstate™

Your trusted partner for buying, selling, and managing property, ensuring hassle-free service with 100% transparency.

3/350/2 Mettukuppam,
OMR Thoraipakkam,
Chennai, India

hello@verified.realestate
+91 9996 12 9996

Official Property Record

Digitally Verified Record - Powered by Verified RealEstate™

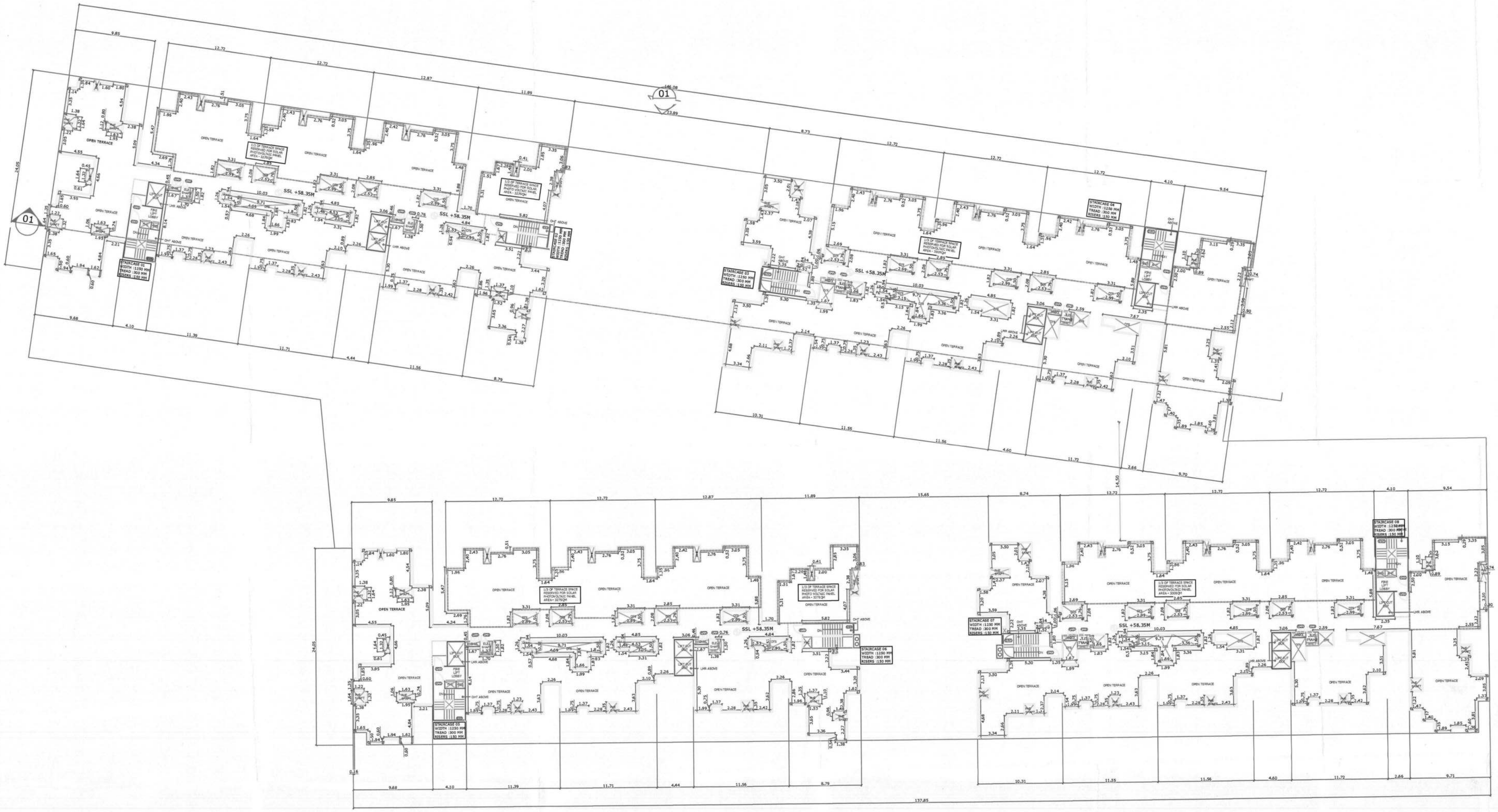

12 TERRACE FLOOR PLAN
SCALE: 1:200

KEYPLAN (NTS) :

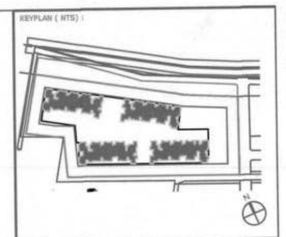

PROJECT
PLAN SHOWING THE PROPOSED HIGH RISE RESIDENTIAL DEVELOPMENT AT S. NO. 299/1A1, 299/1B, 299/2A1, 299/2B1, 299/3B1, 299/3C1, 299/4B, 301/1A, 301/2A, 301/3A OF SATTAN KUPPAM VILLAGE HAMLET OF PUDUPAKKAM),VANDALUR TALUK, CHENGALPATTU DISTRICT AND 6128/2 OF PADUR VILLAGE, THIRUPORUR TALUK, CHENGALPATTU DISTRICT."

GENERAL NOTES:

-ALL DIMENSIONS ARE IN METRES.

MATERIAL SPECIFICATIONS FOR PROPOSED WORK:

- SLAB WALL/BEAM SYSTEM FOR TOWERS
- SHEAR WALLS IN STILT BASED ON FUNCTIONAL & ECONOMICAL CONSIDERATIONS FOR SUPPORTING ABOVE FLOORS
- SHEAR WALLS ARE USED IN RESISTING LATERAL LOADS CAUSED BY WIND & EARTHQUAKE
- THE GRADE OF CONCRETE SHALL BE AS PER DESIGN REQUIREMENT & REINFORCEMENT SHALL BE WITH A YIELD STRESS OF 500 N/MM(SQR CONCRETE WITH STRENGTH OF 10 N/MM² (M-10) IS USED FOR LEVELING COURSE
- SHEAR WALL SHAPES SHALL BE RECTANGULAR AND THE SIZES SHALL DEPEND UPON THE DETAILED ANALYSIS & DESIGN, CONSIDERING THE OPTIMUM UTILIZATION OF STEEL & CONCRETE
- SUPER STRUCTURE OF THE BUILDING IS SLAB WALL/BEAM SYSTEM WITH COLUMNS, SHEAR AND LIFT CORES AS RCC WALLS
- THE BEAMS ARE ARRANGED BASED ON ARCHITECTURAL REQUIREMENT
- CONTINUITY OF SLABS ARE CONSIDERED WHEREVER POSSIBLE FOR THE DESIGN OF SLABS
- SLAB THICKNESS 125MM THICK MINIMUM AND 150MM THICK MAXIMUM
- MINIMUM GRADE OF CONCRETE USED IS M30 AS THE STRUCTURE LOCATED IN ZONE-3
- FOUNDATION IN R.C.C 1:3:6
- FOUNDATION WITH R.C.C COLUMNS
- FLOORING IN OPEN TERRACE 1:3:6 MIX IN UTILITY AREA
- VACUUM CONCRETING FLOOR IN PARKING AREAS
- INTERNAL PLASTERING OF 12MM THICK C.M 1:3
- EXTERNAL PLASTERING OF 18MM THICK CM. 1:6
- R.C.C ROOF SLAB OF M30 MIX WITH REQUIRED DEPTH
- R.C.C LINTEL OF M30 MIX WITH REQUIRED DEPTH
- WEATHERING COURSE PROVIDED OVER ROOF SLAB
- JIGNERY UPVC GLAZED DOOR CUM WINDOWS, WINDOWS & VENTILATORS

SCHEDULE OF OPENINGS:

SCHEDULE OF OPENINGS

NOMENCLATURE	TYPE	WIDTH (m)	LINTEL (m)	SILL (m)
SD1	SLIDING DOOR	1.8	2.4	0
SD2	SLIDING DOOR	2.1	2.4	0
SD3	SLIDING DOOR	1.5	2.4	0
SD4	GLAZED SWING DOOR	1.2	2.4	0
D1	MAIN DOOR	1.05	2.4	0
D2	BEDROOM DOOR	0.9	2.1	0
D3	TOILET DOOR	0.75	2.1	0
W1	WINDOW	1.2	2.4	0.1
W2	WINDOW	1.8	2.4	0.1
W3	WINDOW	1.5	2.4	0.1
W4	KITCHEN WINDOW	1.2	2.4	1.2
V1	VENT	0.6	2.1	0.9
V2	VENT	0.75	2.1	0.9
V3	VENT	0.7	2.1	0.9
FD1	FIRE DOOR	1.2	2.1	0
FD2	COM. SHAFT DOOR	1.05	2.1	0.45
FD3	ELECTRICAL SHAFT	0.75	2.1	0.45
SW1	STAIRCASE WINDOW	1.25	2.1	0.9
SW2	STAIRCASE WINDOW	2.8	2.1	0.9
SW3	STAIRCASE WINDOW	6.5	2.1	0.9
GL1	CORRIDOR DOOR	1.2	2.1	0
GL2	CORRIDOR DOORS	1.8	2.1	0
GL3	CORRIDOR DOORS	1.8	2.1	0
CW1	CORRIDOR WINDOW	1.5	2.4	0.9
CW2	CORRIDOR WINDOW	2.1	2.4	0.9

SHAFT NOMENCLATURE:

SHAFT NOMENCLATURE

NAME	DESCRIPTION
PHE	PUBLIC HEALTH ENGINEERING SHAFT
FHC	FIRE HOSE CABINET
ELEC	ELECTRICAL SHAFT
COMM.	COMMUNICATION SHAFT
OTS	OPEN TO SKY

OWNER'S SIGNATURE:

For PURAVANKARA LIMITED
Authorised Signatory
NAME:R CHOWDRY
Reg No: RD/18/10013

ARCHITECT SIGNATURE:

AR. ANUP NAIK
CA/96/20794

STRUCTURAL CONSULTANT'S SIGNATURE:

CLIENT : PURAVANKARA LIMITED

TITLE : TERRACE FLOOR PLAN

DRAWN BY: SM	CHECKED BY: MM	N
DATE: 14-12-2022	SCALE: AS MENTIONED @ A0	

DRAWING NO: PSB-SAN-12 | REV NO: R0

SHEET NO. 12 OF 14

திருப்பெரும்புதூர் ஒன்றியம்
திருப்பெரும்புதூர் வட்டம், செங்கல்பட்டு மாவட்டம்
ஒப்புதல் அளிக்கப்பட்டது
நி. எண். தேதி 202 நாள் 14.09.2023
ந.க. எண் 05 நாள் : 06.07.2024
தலைவர்
பதி வரைபடி
திருப்பெரும்புதூர் ஒன்றியம்

தலைவர், கோம்பாக்கம் வரைபடி மற்றும்
செ.மு.த.உ. எண் 12 /2024-25 நாள் 07.24
வரைபடி நிலை எண் 25 நாள் 05.07.2024 படி
கட்டு வரைபடம் அனுமதி ஒப்புதல் வழங்கப்பட்டது
தலைவர்
கோம்பாக்கம் வரைபடி
திருப்பெரும்புதூர் வரைபடி ஒன்றியம்
செங்கல்பட்டு மாவட்டம்

06 4TH FLOOR PLAN
SCALE: 1:200

KEYPLAN (NTS) :

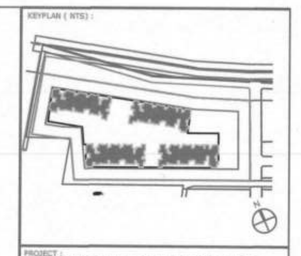

PROJECT :
PLAN SHOWING THE PROPOSED HIGH RISE RESIDENTIAL DEVELOPMENT AT S. NO. 299/1A1, 299/1B, 299/2A1, 299/2B1, 299/3B1, 299/3C1, 299/4B, 301/1A, 301/2A, 301/3A OF SATTAN KUPPAM VILLAGE(HAMLET OF PUDUPAKKAM),VANDALUR TALUK, CHENGALPATTU DISTRICT AND 6128/2 OF PADUR VILLAGE, THIRUPORUR TALUK, CHENGALPATTU DISTRICT"

GENERAL NOTES:

-ALL DIMENSIONS ARE IN METRES.

MATERIAL SPECIFICATIONS FOR PROPOSED WORK:

- SLAB WALL/BEAM SYSTEM FOR TOWERS
- SHEAR WALLS ARE ARRANGED BASED ON FUNCTIONAL & ECONOMICAL CONSIDERATIONS FOR SUPPORTING ABOVE FLOORS
- SHEAR WALLS ARE USED IN RESISTING LATERAL LOADS CAUSED BY WIND & EARTHQUAKE
- THE GRADE OF CONCRETE SHALL BE AS PER DESIGN REQUIREMENT & REINFORCEMENT STEEL SHALL BE WITH A YIELD STRESS OF 500 N/MMSAN CONCRETE WITH STRENGTH OF 10 N/MM² (M-10) SHALL BE USED FOR LEVELING COURSE
- SHEAR WALL SHAPES SHALL BE RECTANGULAR AND THE SIZES SHALL DEPEND UPON THE DETAILED ANALYSIS & DESIGN.
- SUPERSTRUCTURE OF THE BUILDING IS A COMBINATION OF STEEL & CONCRETE
- SUPERSTRUCTURE OF THE BUILDING IS A COMBINATION OF FRAME SYSTEM WITH COLUMNS, SHEAR AND LIFT CORES AS RCC WALLS
- THE BEAMS ARE ARRANGED BASED ON ARCHITECTURAL REQUIREMENT
- CONTINUITY OF SLABS ARE CONSIDERED WHEREVER POSSIBLE FOR DESIGN OF SLABS
- SLAB THICKNESS 125MM THICK MEANWHILE AND 150MM THICK MAXIMUM
- MINIMUM GRADE OF CONCRETE USED IS M30 AS THE STRUCTURE LOCATED IN ZONE-2
- FOUNDATION IN R.C.C 1:3:6
- FOUNDATION WITH R.C.C COLUMNS
- FLOORING IN CEMENT CONCRETE 1:3:6 MIX IN UTILITY AREA
- VACUUM DEWATERING FLOOR IN PARKING AREAS
- INTERNAL PLASTERING OF 12MM THICK C.M 1:3
- EXTERNAL PLASTERING OF 18MM THICK CM. 1:6
- R.C.C ROOF SLAB OF M30 MIX WITH REQUIRED DEPTH
- R.C.C LINTEL OF M30 MIX WITH REQUIRED DEPTH
- WATERPROOFING PROVIDED OVER ROOF SLAB
- JOINERY UPVC GLAZED DOOR CUM WINDOWS, WINDOWS & VENTILATORS

SCHEDULE OF OPENINGS:

SCHEDULE OF OPENINGS

NOMENCLATURE	TYPE	WIDTH (m)	LINTEL (m)	SILL (m)
SD1	SLIDING DOOR	1.8	2.4	0
SD2	SLIDING DOOR	3.1	2.4	0
SD3	SLIDING DOOR	1.5	2.4	0
SD4	GLAZED SWING DOOR	1.2	2.4	0
D1	MAIN DOOR	1.05	2.4	0
D2	BEDROOM DOOR	0.9	2.1	0
D3	TOILET DOOR	0.75	2.1	0
W1	WINDOW	1.2	2.4	0.1
W2	WINDOW	1.8	2.4	0.1
W3	WINDOW	3.5	2.4	0.1
W4	KITCHEN WINDOW	1.2	2.4	1.2
V1	VENT	0.6	2.1	0.9
V2	VENT	0.75	2.1	0.9
V3	VENT	0.7	2.1	0.9
FD1	FIRE DOOR	1.2	2.1	0
FD2	COM. SHAFT DOOR	1.05	2.1	0.45
FD3	ELECTRICAL SHAFT	0.75	2.1	0.45
SW1	STAIRCASE WINDOW	1.25	2.1	0.9
SW2	STAIRCASE WINDOW	2.8	2.1	0.9
SW3	STAIRCASE WINDOW	6.5	2.1	0.9
GL1	CORRIDOR DOOR	1.2	2.1	0
GL2	CORRIDOR DOORS	1.8	2.1	0
GL3	CORRIDOR DOORS	1.8	2.1	0
CW1	CORRIDOR WINDOW	1.2	2.4	0.9
CW2	CORRIDOR WINDOW	2.1	2.4	0.9

SHAFT NOMENCLATURE:

SHAFT NOMENCLATURE

NAME	DESCRIPTION
PHE	PUBLIC HEALTH ENGINEERING SHAFT
FHC	FIRE HOSE CABINET
ELEC	ELECTRICAL SHAFT
COMM.	COMMUNICATION SHAFT
OTS	OPEN TO SPY

OWNER'S SIGNATURE:

For PURAVANKARA LIMITED
Authorised Signatory
MANISH CHOKSEY
Reg No. AD/181/2013

ARCHITECT SIGNATURE:

AR. ANUP NAIK
CA/94/20734

STRUCTURAL CONSULTANT'S SIGNATURE:

APC

CLIENT : PURAVANKARA LIMITED

பெருர் ஊராட்சி மன்றம்
திருப்பொழுர் ஒன்றியம்
திருப்பொழுர் வட்டம், செங்கல்பட்டு மாவட்டம்
ஒப்புதல் அளிக்கப்பட்டது
த. எண். தேதி 208 / நாள் : 14.09.2024
ந.க. எண் 05 / நாள் : 06.09.2024
தலைவர்
பெருர் ஊராட்சி
திருப்பொழுர் ஒன்றியம்

தலைவர், செங்கல்பட்டு ஊராட்சி மன்றம்
பெ.ஊ.த.உ. எண் 12 / 2024-25 நாள் 01.07.24
ஊராட்சி திட்ட எண் 24 நாள் 01.07.2024 படி
மாநா. ஊராட்சி அலுவலர் ஒப்புதல் அளிக்கப்பட்டது
தலைவர்
செங்கல்பட்டு ஊராட்சி
திருப்பொழுர் ஊராட்சி ஒன்றியம்
செங்கல்பட்டு மாவட்டம்

TITLE : 4TH FLOOR PLAN

DRAWN BY: SM	CHECKED BY: HM	N
DATE: 29-05-2023	SCALE: AS MENTIONED @ A0	

DRAWING NO: PSB-SAN-06
REV NO: R0

SHEET NO. 06 OF 14

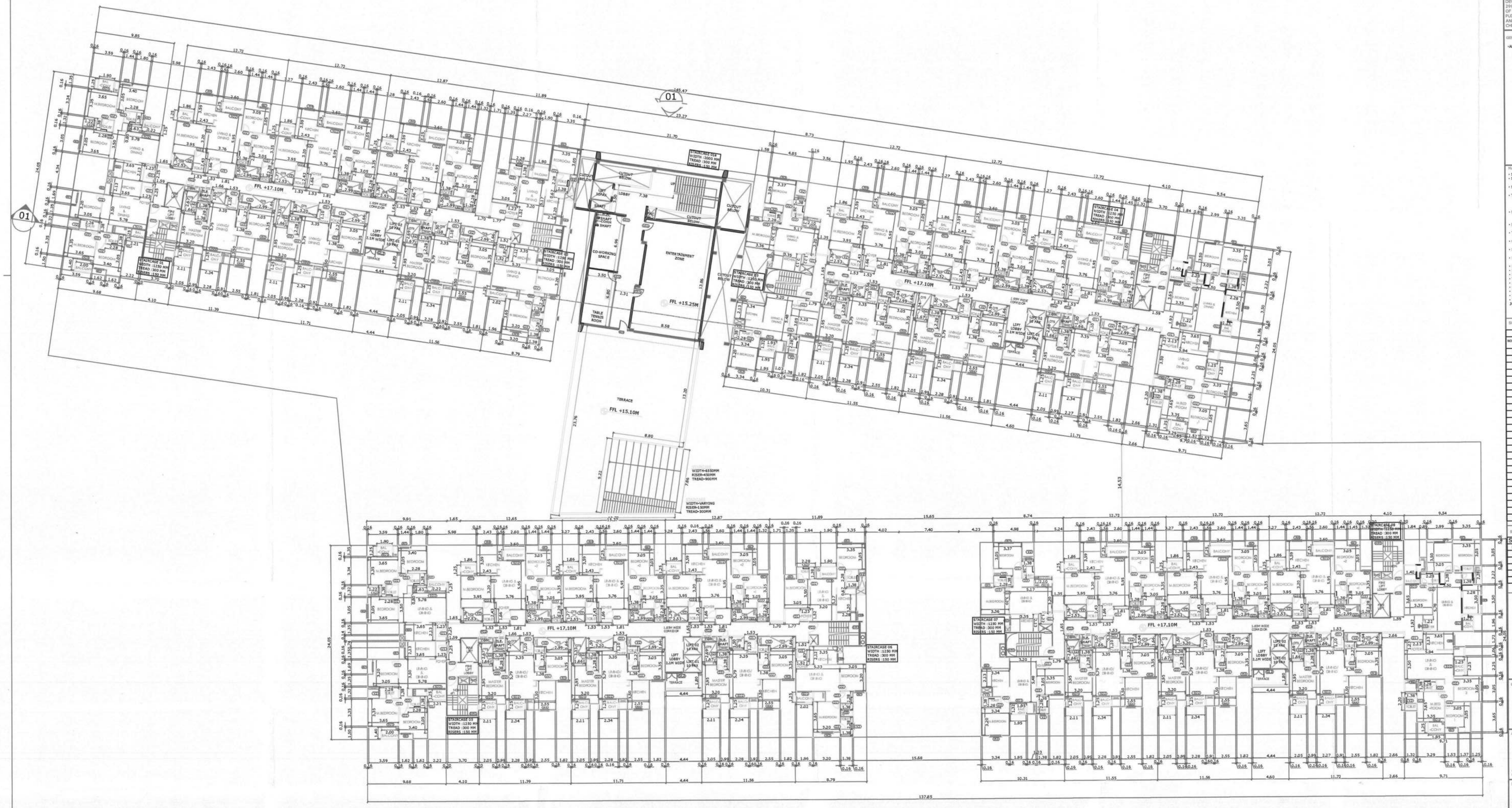

07 5TH FLOOR PLAN
SCALE: 1:200

KEYPLAN (NTS) :

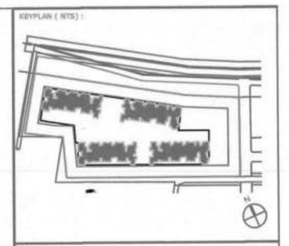

PROJECT :
PLAN SHOWING THE PROPOSED HIGH RISE RESIDENTIAL DEVELOPMENT AT S. NO. 299/1A1, 299/1B, 299/2A1, 299/2B1, 299/3B1, 299/3C1, 299/4B, 301/1A, 301/2A, 301/3A OF SATTAN KUPPAM VILLAGE(HAMLET OF PUDUPAKKAM),VANDALUR TALUK, CHENGALPATTU DISTRICT AND 6128/2 OF PADUR VILLAGE, THIRUPORUR TALUK, CHENGALPATTU DISTRICT".

GENERAL NOTES:

-ALL DIMENSIONS ARE IN METRES.

MATERIAL SPECIFICATIONS FOR PROPOSED WORK:

- SLAB WALL/BEAM SYSTEM FOR TOWERS
- SHEAR WALLS IN STILT BASED ON FUNCTIONAL & ECONOMICAL CONSIDERATIONS FOR SUPPORTING ABOVE FLOORS
- SHEAR WALLS ARE USED IN RESISTING LATERAL LOADS CAUSED BY WIND & EARTHQUAKE
- THE GRADE OF REINFORCEMENT STEEL SHALL BE AS PER DESIGN REQUIREMENT & REINFORCEMENT STEEL SHALL BE WITH A YIELD STRESS OF 500 N/MMLEAN CONCRETE WITH STRENGTH OF 10 N/MM² (M-10) SHALL BE USED FOR LEVELING COURSE
- SHEAR WALL SHAPES SHALL BE RECTANGULAR AND THE SIZES SHALL DEPEND UPON THE DETAILED ANALYSIS & DESIGN. CONSIDERING THE OPTIMUM UTILIZATION OF STEEL & CONCRETE
- SUPER STRUCTURE OF THE BUILDING IS SLAB WALL/BEAM SYSTEM WITH COLUMNS, SHEAR AND LIFT CORES AS RCC WALLS
- THE LAYOUT IS ARRANGED BASED ON ARCHITECTURAL REQUIREMENT
- CONTINUITY OF SLABS ARE CONSIDERED WHEREVER POSSIBLE FOR DESIGN OF SLABS
- SLAB THICKNESS 125MM THICK MINIMUM AND 150MM THICK MAXIMUM
- MINIMUM GRADE OF CONCRETE USED IS M30 AS THE STRUCTURE LOCATED IN ZONE-3
- FOUNDATION IN R.C.C 1:3:6
- PLINTH BEAM IN R.C.C 1:3:6 COLUMNS
- FLOORING IN CEMENT CONCRETE 1:3:6 MIX IN UTILITY AREA
- VACUUM DEWATERING FLOOR IN PARKING AREAS
- INTERNAL PLASTERING OF 12MM THICK C/M 1:3
- EXTERNAL PLASTERING OF 18MM THICK CM. 1:6
- R.C.C ROOF SLAB OF M30 MIX WITH REQUIRED DEPTH
- R.C.C LINTEL OF M30 MIX WITH REQUIRED DEPTH
- WEATHERING COURSE PROVIDED OVER ROOF SLAB
- JOINERY UPVC GLAZED DOOR CUM WINDOWS, WINDOWS & VENTILATORS

SCHEDULE OF OPENINGS:

SCHEDULE OF OPENINGS

NOMENCLATURE	TYPE	WIDTH (m)	LINTEL (m)	SILL (m)
SD1	SLIDING DOOR	1.8	2.4	0
SD2	SLIDING DOOR	2.1	2.4	0
SD3	SLIDING DOOR	1.5	2.4	0
SD4	GLAZED SWING DOOR	1.2	2.4	0
D1	MAIN DOOR	1.05	2.4	0
D2	BEDROOM DOOR	0.9	2.1	0
D3	TOILET DOOR	0.75	2.1	0
W1	WINDOW	1.2	2.4	0.1
W2	WINDOW	1.8	2.4	0.1
W3	WINDOW	1.5	2.4	0.1
W4	KITCHEN WINDOW	1.2	2.4	1.2
V1	VENT	0.6	2.1	0.9
V2	VENT	0.75	2.1	0.9
V3	VENT	0.7	2.1	0.9
FD1	FIRE DOOR	1.2	2.1	0
FD2	COM. SHAFT DOOR	1.05	2.1	0.45
FD3	ELECTRICAL SHAFT	0.75	2.1	0.45
SW1	STAIRCASE WINDOW	1.25	2.1	0.9
SW2	STAIRCASE WINDOW	2.8	2.1	0.9
SW3	STAIRCASE WINDOW	0.9	2.1	0.9
GL1	CORRIDOR DOOR	1.2	2.1	0
GL2	CORRIDOR DOORS	1.8	2.1	0
GL3	CORRIDOR DOORS	1.8	2.1	0
CW1	CORRIDOR WINDOW	1.5	2.4	0.9
CW2	CORRIDOR WINDOW	2.1	2.4	0.9

SHAFT NOMENCLATURE:

SHAFT NOMENCLATURE

NAME	DESCRIPTION
PHE	PUBLIC HEALTH ENGINEERING SHAFT
FHC	FIRE HOSE CABINET
ELEC	ELECTRICAL SHAFT
COMM.	COMMUNICATION SHAFT
DTS	DRY TO SPY

OWNER'S SIGNATURE:

For PURAVANKARA LIMITED
Authorised Signatory
NAME R CHOKSEY
Reg No: RD/1910/2013

ARCHITECT SIGNATURE:

AR. ANUP NAIK
CA/96/20794

STRUCTURAL CONSULTANT'S SIGNATURE:

CLIENT : PURAVANKARA LIMITED

TITLE : 5TH FLOOR PLAN

DRAWN BY:	CHECKED BY:	N
SM	MM	
DATE: 29-05-2023	SCALE: AS MENTIONED @ A0	

DRAWING NO: PSB-SAN-07 REV NO: R0

SHEET NO. 07 OF 14

பழுர் ஊராட்சி மன்றம்
திருப்பொழுர் ஒன்றியம்
திருப்பொழுர் வட்டம், செங்கல்பட்டு மாவட்டம்
ஒப்புதல் அளிக்கப்பட்டது
த. எண். தேதி. 2108. நாள்: 14.09.2024
ந.க. எண். 057/2024 நாள். 06.09.2024
தலைவர்
பழுர் ஊராட்சி
திருப்பொழுர் ஒன்றியம்

தலைவர், கோவிலம்பாக்கம் ஊராட்சி மன்றம்
செ.மு.ந.உ. எண் 12 / 2024 - 25 நாள் 05.08.24
ஊராட்சி திட்டமா எண் 25 நாள் 05.08.2024 படி
கட்டுட. வரைபடம் அனுமதி ஒப்புதல் அளிக்கப்பட்டது
தலைவர்
கோவிலம்பாக்கம் ஊராட்சி
திருப்பொழுர் ஒன்றியம்
செங்கல்பட்டு மாவட்டம்

08 6TH FLOOR PLAN
SCALE: 1:200

KEYPLAN (NTS) :

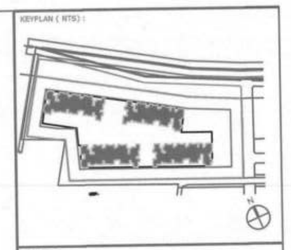

PROJECT
PLAN SHOWING THE PROPOSED HIGH RISE RESIDENTIAL DEVELOPMENT AT S. NO. 299/1A1, 299/1B, 299/2A1, 299/2B1, 299/3B1, 299/3C1, 299/4B, 301/1A, 301/2A, 301/3A OF SATTAN KUPPAM VILLAGE(HAMLET OF PUDUPAKKAM),VANDALUR TALUK, CHENGALPATTU DISTRICT AND 612B/2 OF PADUR VILLAGE, THIRUPORUR TALUK, CHENGALPATTU DISTRICT.

GENERAL NOTES:

-ALL DIMENSIONS ARE IN METRES.

MATERIAL SPECIFICATIONS FOR PROPOSED WORK:

- SLAB WALL/BEAM SYSTEM FOR TOWERS
- SHEAR WALLS IN STILT BASED ON FUNCTIONAL & ECONOMICAL CONSIDERATIONS FOR SUPPORTING ABOVE FLOORS
- SHEAR WALLS ARE USED IN RESISTING LATERAL LOADS CAUSED BY WIND & EARTHQUAKE
- THE GRADE OF CONCRETE USED SHALL BE AS PER DESIGN REQUIREMENT
- THE REINFORCEMENT STEEL SHALL BE WITH A YIELD STRESS OF 500 N/MM2IN CONCRETE WITH STRENGTH OF 10 N/MM2 (M-10) SHALL BE USED FOR LEVELING COURSE
- SHEAR WALL SHAPES SHALL BE RECTANGULAR AND THE SIZES SHALL DEPEND UPON THE DETAILED ANALYSIS & DESIGN CONSIDERING THE OPTIMUM UTILIZATION OF STEEL & CONCRETE
- SUPER STRUCTURE OF THE BUILDING IS SLAB WALL/BEAM SYSTEM WITH COLUMNS, SHEAR AND LIFT CORES AS CARRY WALLS
- THE BEAMS ARE ARRANGED BASED ON ARCHITECTURAL CONSIDERATIONS
- CONTINUITY OF SLABS ARE CONSIDERED WHENEVER POSSIBLE FOR DESIGN OF SLABS
- SLAB THICKNESS 125MM THICK MINIMUM AND 150MM THICK MAXIMUM
- MINIMUM GRADE OF CONCRETE USED IS M30 AS THE STRUCTURE LOCATED IN ZONE-3
- FOUNDATION IN R.C.C 1:3:6
- FOUNDATION WITH R.C.C COLUMNS
- FOUNDATION WITH PLAIN CONCRETE 1:3:6 MIX IN UTILITY AREA
- VACUUM DEWATERING FLOOR IN PARKING AREAS
- INTERNAL PLASTERING OF 12MM THICK C/M 1:3
- EXTERNAL PLASTERING OF 18MM THICK C/M 1:3
- R.C.C ROOF SLAB OF M30 MIX WITH REQUIRED DEPTH
- R.C.C LINTEL OF M30 MIX WITH REQUIRED DEPTH
- WEATHERING COURSE PROVIDED OVER ROOF SLAB
- ZOINERY UPVC GLAZED DOOR CUM WINDOWS, WINDOWS & VENTILATORS

SCHEDULE OF OPENINGS:

SCHEDULE OF OPENINGS

NOMENCLATURE	TYPE	WIDTH (m)	LINTEL (m)	SILL (m)
SD1	SLIDING DOOR	1.8	2.4	0
SD2	SLIDING DOOR	2.1	2.4	0
SD3	SLIDING DOOR	1.5	2.4	0
SD4	GLAZED SWING DOOR	1.2	2.4	0
D1	MAIN DOOR	1.05	2.4	0
D2	BEDROOM DOOR	0.9	2.1	0
D3	TOILET DOOR	0.75	2.1	0
W1	WINDOW	1.2	2.4	0.1
W2	WINDOW	1.8	2.4	0.1
W3	WINDOW	1.5	2.4	0.1
W4	KITCHEN WINDOW	1.2	2.4	1.2
V1	VENT	0.6	2.1	0.9
V2	VENT	0.75	2.1	0.8
V3	VENT	0.7	2.1	0.8
FD1	FIRE DOOR	1.2	2.1	0
FD2	COM. SHAFT DOOR	1.05	2.1	0.45
FD3	ELECTRICAL SHAFT	0.75	2.1	0.45
SW1	STAIRCASE WINDOW	1.25	2.1	0.8
SW2	STAIRCASE WINDOW	2.8	2.1	0.8
SW3	STAIRCASE WINDOW	6.5	2.1	0.8
GL1	CORRIDOR DOOR	1.2	2.1	0
GL2	CORRIDOR DOORS	1.8	2.1	0
GL3	CORRIDOR DOORS	1.8	2.1	0
CW1	CORRIDOR WINDOW	1.5	2.4	0.8
CW2	CORRIDOR WINDOW	2.1	2.4	0.8

SHAFT NOMENCLATURE

SHAFT NOMENCLATURE

NAME	DESCRIPTION
PHE	PUBLIC HEALTH ENGINEERING SHAFT
FHC	FIRE HOSE CABINET
ELEC	ELECTRICAL SHAFT
COMM.	COMMUNICATION SHAFT
OTS	OPEN TO SKY

OWNER'S SIGNATURE:

For PURAVANKARA LIMITED
Authorised Signatory
NAM R CHORSEY
Reg No. RD/NR/2013

ARCHITECT SIGNATURE:

AR. ANUP NAIK
CA/96/20794

STRUCTURAL CONSULTANT'S SIGNATURE:

APC

CLIENT : PURAVANKARA LIMITED

பதிர் ஊராட்சி மன்றம்
திருப்பொருர் ஒன்றியம்
திருப்பொருர் வட்டம், செங்கல்பட்டு மாவட்டம்
ஒப்புதல் அளிக்கப்பட்டது
த. எண். தேதி 2023 மே மாதம் 14.03.2024
ந.க. எண் 05 மாவட்ட 06.07.2024
தலைவர்
பதிர் ஊராட்சி
திருப்பொருர் ஒன்றியம்

தலைவர், கோவிலம்பாக்கம் ஊராட்சி மன்றம்
செ.மு.ந.ச. எண் 12 / 2024 - 25 நாள் 25.07.2024
ஊராட்சி நிர்வாக எண் 25 நாள் 25.07.2024ன் படி
கட்டிட வரைபடம் அனுமதி ஒன்றும் அளிக்கப்பட்டது
தலைவர்
கோவிலம்பாக்கம் ஊராட்சி
திருப்பொருர் ஊராட்சி ஒன்றியம்
செங்கல்பட்டு மாவட்டம்

TITLE : 6TH FLOOR PLAN

DRAWN BY: SM	CHECKED BY: MM
DATE: 29-05-2023	SCALE: AS MENTIONED @ A0

DRAWING NO: PSB-SAN-08
REV NO: R0

SHEET NO. 08 OF 14

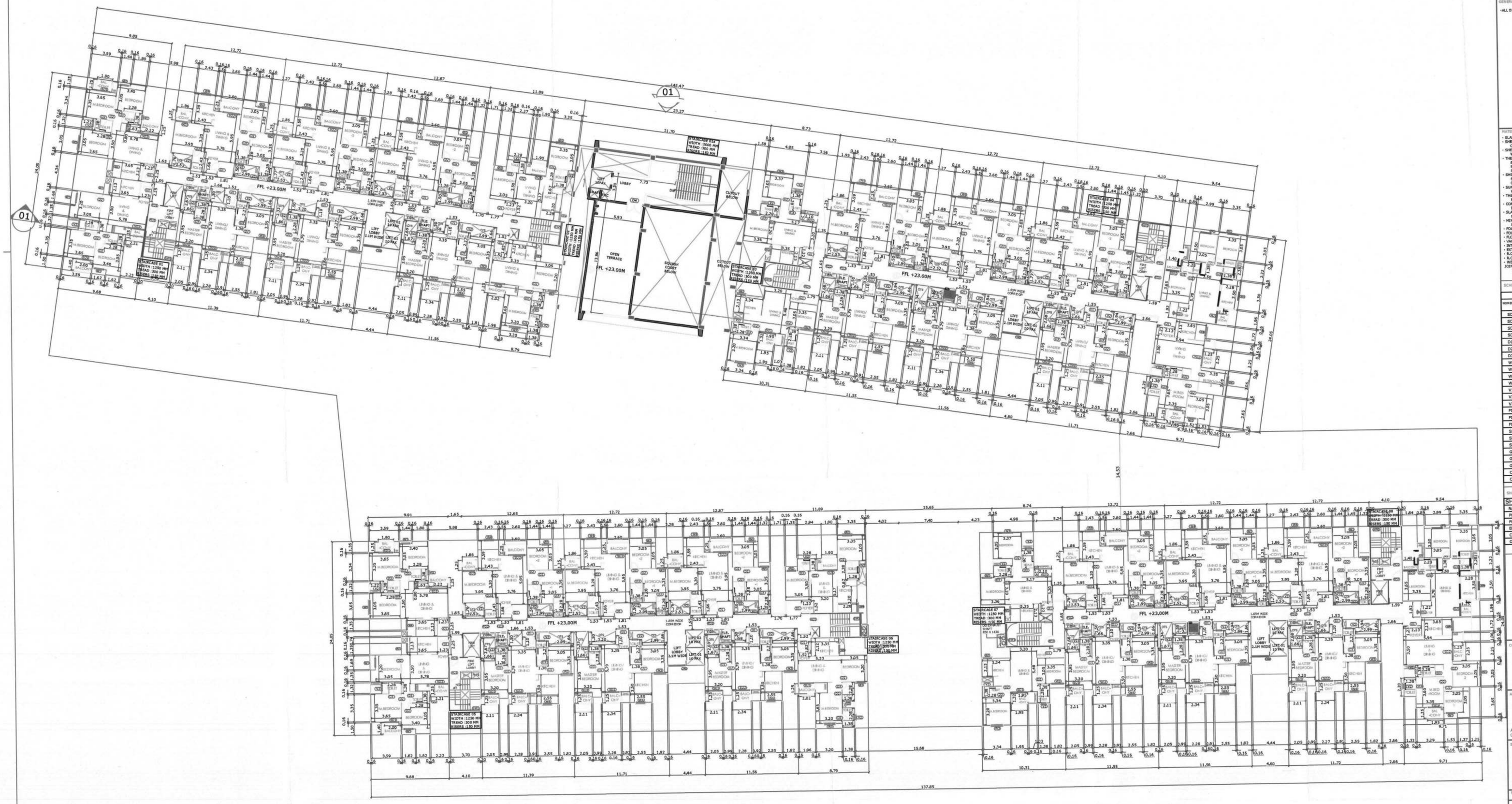
FFL +23.00M
OPEN TERRACE
FFL +23.00M
STAIRCASE 01
WIDTH : 1200 MM
TREAD : 300 MM
RISERS : 150 MM
STAIRCASE 02
WIDTH : 1200 MM
TREAD : 300 MM
RISERS : 150 MM
STAIRCASE 03
WIDTH : 1200 MM
TREAD : 300 MM
RISERS : 150 MM
STAIRCASE 04
WIDTH : 1200 MM
TREAD : 300 MM
RISERS : 150 MM
STAIRCASE 05
WIDTH : 1200 MM
TREAD : 300 MM
RISERS : 150 MM
STAIRCASE 06
WIDTH : 1200 MM
TREAD : 300 MM
RISERS : 150 MM
STAIRCASE 07
WIDTH : 1200 MM
TREAD : 300 MM
RISERS : 150 MM
LIFT LOBBY 3.5M WIDE
LIFT LOBBY 3.5M WIDE
LIFT LOBBY 3.5M WIDE

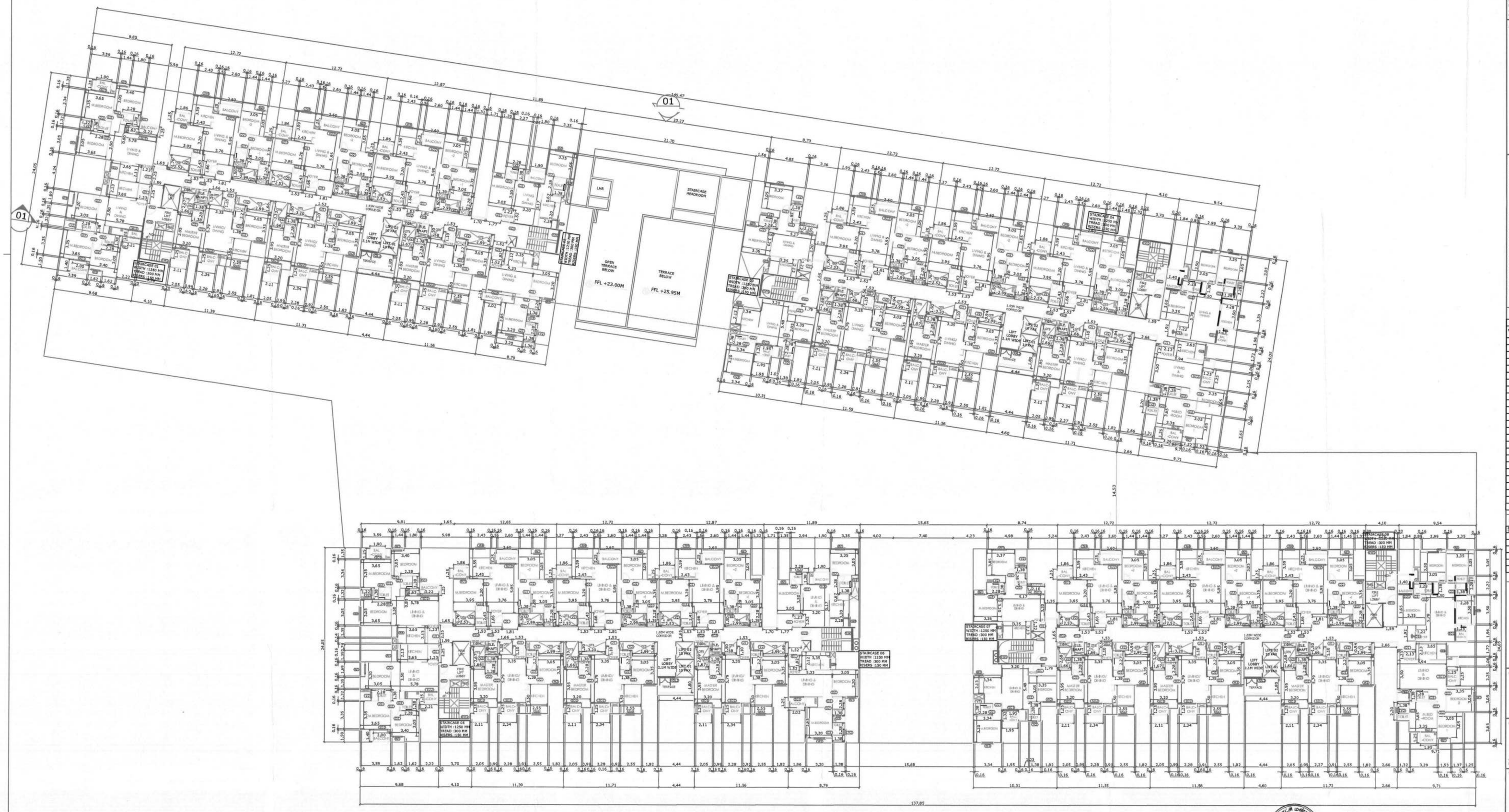
01
01
OPEN TERRACE BELOW
FFL +23.00M
TERRACE BELOW
FFL +25.95M
STAIRCASE TO TERRACE
STAIRCASE 01
WIDTH -1230 MM
TREAD -300 MM
RISERS -150 MM
LIFT LOBBY 2.1M WIDE
LIFT LOBBY 1.5M WIDE
LIFT LOBBY 1.2

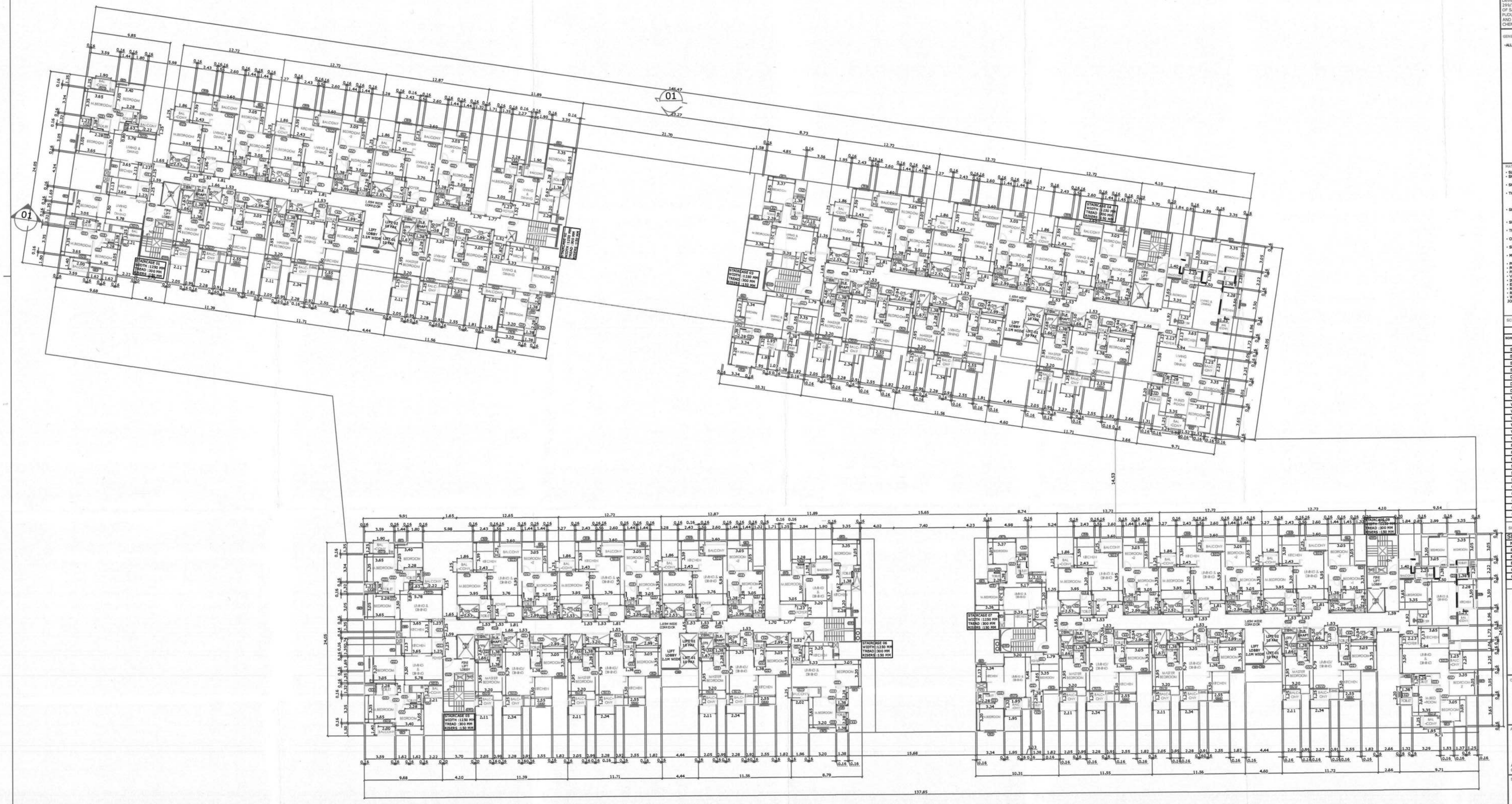

11 TYPICAL FLOOR PLAN

SCALE: 1:200

9TH,10TH,12TH,13TH,15TH,16TH,18TH FLOOR PLAN

KEYPLAN (NTS) :

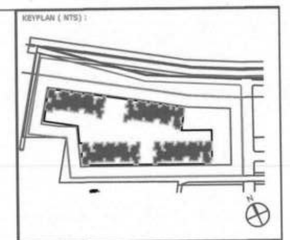

PROJECT:

PLAN SHOWING THE PROPOSED HIGH RISE RESIDENTIAL DEVELOPMENT AT S. NO. 299/1A1, 299/1B, 299/2A1, 299/2B1, 299/3B1, 299/3C1, 299/4B, 301/1A, 301/2A, 301/3A OF SATTAN KUPPAM VILLAGE, HAMLET OF PUDUPAKKAM),VANDALLIR TALUK, CHENGALPATTU DISTRICT AND 612B/2 OF PADUR VILLAGE, THIRUPORUR TALUK, CHENGALPATTU DISTRICT.

GENERAL NOTES:

-ALL DIMENSIONS ARE IN METRES.

MATERIAL SPECIFICATIONS FOR PROPOSED WORK:

- SLAB WALL/BEAM SYSTEM FOR TOWERS
- SHEAR WALLS IN STILT BASED ON FUNCTIONAL & ECONOMICAL CONSIDERATIONS FOR SUPPORTING ABOVE FLOORS
- SHEAR WALLS ARE USED IN RESISTING LATERAL LOADS CAUSED BY WIND & SEISMIC FORCES
- THE GRADE OF CONCRETE SHALL BE AS PER DESIGN REQUIREMENT & REINFORCEMENT STEEL SHALL BE WITH A YIELD STRESS OF 500 N/MM2.RMC CONCRETE WITH STRENGTH OF 10 N/MM² (M-10) SHALL BE USED FOR LEVELING COURSE
- SHEAR WALL SHAPES SHALL BE RECTANGULAR AND THE SIZES SHALL DEPEND UPON THE DETAILED ANALYSIS & DESIGN CONSIDERED THE OPTIMIZED ECONOMICAL USE OF CONCRETE
- SUPER STRUCTURE OF THE BUILDINGS SLAB WALL/BEAM SYSTEM
- THE SLABS, BEAMS, SHEAR AND LIFT CORES AS RCC WALLS
- THE BEAMS ARE ARRANGED BASED ON ARCHITECTURAL REQUIREMENT
- CONTINUITY OF SLABS ARE CONSIDERED WHEREVER POSSIBLE FOR DESIGN OF SLABS
- SLAB THICKNESS 125MM THICK MINIMUM AND 150MM THICK MAXIMUM
- MINIMUM GRADE OF CONCRETE USED IS M30 AS THE STRUCTURE LOCATED IN ZONE-3
- FOUNDATION WITH R.C.C 1:3:6
- FOUNDATION WITH R.C.C COLUMNS
- FLOORING IN CEMENT CONCRETE 1:3:6 MIX IN UTILITY AREA
- VACUUM DEWATERING FLOOR IN PARKING AREAS
- INTERNAL PLASTERING OF 12MM THICK C/M 1:3
- EXTERNAL PLASTERING OF 18MM THICK C/M, 1:6
- R.C.C ROOF SLAB OF M30 MIX WITH REQUIRED DEPTH
- R.C.C LINTEL OF M30 MIX WITH REQUIRED DEPTH
- WEATHERING COURSE PROVIDED OVER ROOF SLAB
- JOINERY UPVC GLAZED DOOR CUM WINDOWS, WINDOWS & VENTILATORS

SCHEDULE OF OPENINGS:

SCHEDULE OF OPENINGS

MARK(CLAYUR)	TYPE	WIDTH (m)	LINTEL (m)	SILL (m)
SD1	SLIDING DOOR	1.8	2.4	0
SD2	SLIDING DOOR	2.1	2.4	0
SD3	SLIDING DOOR	1.5	2.4	0
SD4	GLAZED SWING DOOR	1.2	2.4	0
D1	MAIN DOOR	1.05	2.4	0
D2	BEDROOM DOOR	0.9	2.1	0
D3	TOILET DOOR	0.75	2.1	0
W1	WINDOW	1.2	2.4	0.1
W2	WINDOW	1.8	2.4	0.1
W3	WINDOW	1.5	2.4	0.1
W4	KITCHEN WINDOW	1.2	2.4	1.2
V1	VENT	0.6	2.1	0.9
V2	VENT	0.75	2.1	0.9
V3	VENT	0.7	2.1	0.9
FD1	FIRE DOOR	1.2	2.1	0
FD2	COM. SHAFT DOOR	1.05	2.1	0.45
FD3	ELECTRICAL SHAFT	0.75	2.1	0.45
SW1	STAIRCASE WINDOW	1.25	2.1	0.8
SW2	STAIRCASE WINDOW	2.8	2.1	0.9
SW3	STAIRCASE WINDOW	6.5	2.1	0.9
GL1	CORRIDOR DOOR	1.2	2.1	0
GL2	CORRIDOR DOORS	1.8	2.1	0
GL3	CORRIDOR DOORS	1.8	2.1	0
CW1	CORRIDOR WINDOW	1.5	2.4	0.9
CW2	CORRIDOR WINDOW	2.1	2.4	0.9

SHAFT NOMENCLATURE

SHAFT NOMENCLATURE

NAME	DESCRIPTION
PHE	PUBLIC HEALTH ENGINEERING
FHC	FIRE HOSE CABINET
ELEC	ELECTRICAL SHAFT
COMM.	COMMUNICATION SHAFT
OTS	OPEN TO SKY

OWNER'S SIGNATURE:

For PURAVANKARA LIMITED

Authorised Signatory
NAMIN R CHOKSEY
Reg No. RD/19/12013

ARCHITECT SIGNATURE:

AR. ANUP NAIK
CA/96/20794

STRUCTURAL CONSULTANT'S SIGNATURE:

APC

CLIENT : PURAVANKARA LIMITED

TITLE : 9TH, 10TH, 12TH , 13TH 15TH , 16TH , 18TH FLOOR PLAN

DRAWN BY: SM	CHECKED BY: RM	N
DATE: 29-05-2023	SCALE: AS MENTIONED @ A0	

DRAWING NO: PSB-SAN-11

REV NO: R0

SHEET NO. 11 OF 14

பறர் ஊராட்சி மன்றம்
திருப்பெரும் ஒன்றியம்
திருப்பெரும் வட்டம், செங்கல்பட்டு மாவட்டம்
ஒப்புதல் அளிக்கப்பட்டது
த. எண். தேதி 208. நாள் : 14.08.2024
ந.க. எண் 75. நாள் : 06.09.2024
தலைவர்
பறர் ஊராட்சி
திருப்பெரும் ஒன்றியம்

தலைவர், கோவிலம்பாக்கம் ஊராட்சி மன்றம்
செ.மு.ப.எ.ஊ. எண் 12/2024, நாள் 05.07.24
ஊராட்சி நிர்வாக எண் 25 நாள் 05.07.2024-ன் படி
மற்று வரைபடம் அனுமதி ஒப்புதல் அளிக்கப்பட்டது
தலைவர்
கோவிலம்பாக்கம் ஊராட்சி
திருப்பெரும்புதூர் ஒன்றியம்
செங்கல்பட்டு மாவட்டம்

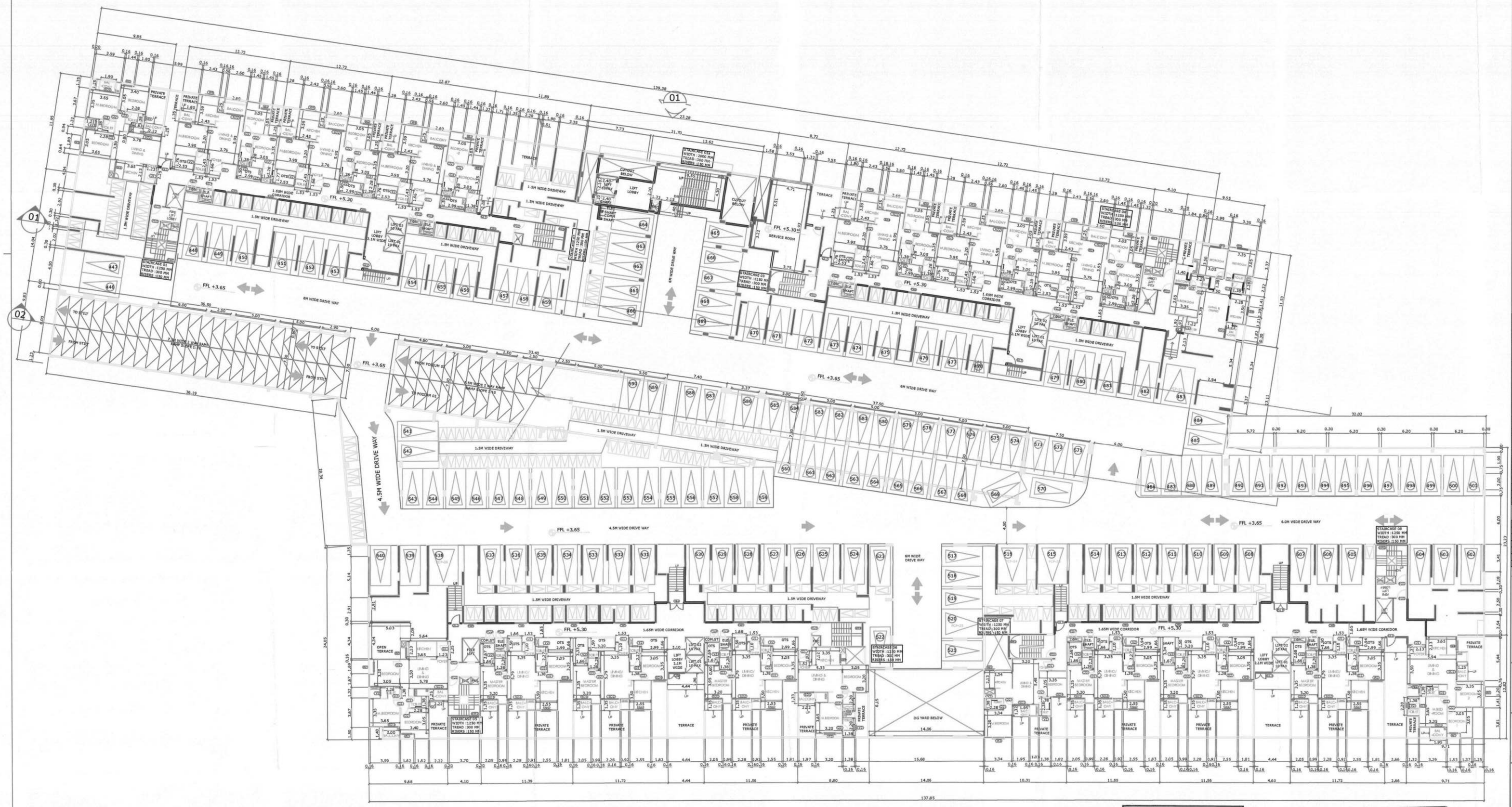

03 PODIUM 01 FLOOR PLAN
SCALE: 1:175

பருர் ஊராட்சி மன்றம்
திருப்போரூர் ஒன்றியம்
திருப்போரூர் வட்டம், செங்கல்பட்டு மாவட்டம்
ஒப்புதல் அளிக்கப்பட்டது
தி. எண். தேதி: 08 நாள்: 14.08.2024
ந.க. எண்: 05 நாள்: 06.07.2024
தலைவர்
பருர் ஊராட்சி
திருப்போரூர் ஒன்றியம்

தலைவர், ஊராட்சிக் ஊராட்சி மன்றம்
செ.மு.ச.ப. எண் 12 / 2024 - 26 நாள் 05.07.24
ஊராட்சி நிரவை எண் 26 நாள் 05.07.2024 படி
மாநில ஊரமைப்பு அலுவலர் ஒப்புதல் அளிக்கப்பட்டது
தலைவர்
கோயம்பாக்கம் ஊராட்சி
திருப்போரூர் ஊராட்சி ஒன்றியம்
செங்கல்பட்டு மாவட்டம்

KEYPLAN (NTS) :

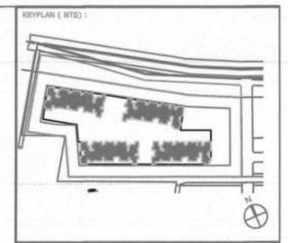

PROJECT :
PLAN SHOWING THE PROPOSED HIGH RISE RESIDENTIAL DEVELOPMENT AT S. NO. 299/1A1, 299/1B, 299/2A1, 299/2B1, 299/3B1, 299/3C1, 299/4B, 301/1A, 301/2A, 301/3A OF SATTAN KUPPAM VILLAGE(HAMLET OF PUDUPAKKAM),VANDALUR TALUK, CHENGALPATTU DISTRICT AND 613B/2 OF PADUR VILLAGE, THIRUPORUR TALUK, CHENGALPATTU DISTRICT.

GENERAL NOTES:

-ALL DIMENSIONS ARE IN METRES.

MATERIAL SPECIFICATIONS FOR PROPOSED WORKS:

- SLAB WALL/BEAM SYSTEM FOR TOWERS
- SHEAR WALLS IN STILT BASED ON FUNCTIONAL & ECONOMICAL CONSIDERATIONS FOR SUPPORTING ABOVE FLOORS
- SHEAR WALLS ARE USED IN RESISTING LATERAL LOADS CAUSED BY WIND & EARTHQUAKE
- THE GRADE OF CONCRETE SHALL BE AS PER DESIGN REQUIREMENT & REINFORCEMENT STEEL SHALL BE WITH A YIELD STRESS OF 500 N/MM2AN CONCRETE WITH STRENGTH OF 10 N/MM² (M-10) SHALL BE USED FOR LEVELING COURSE
- SHEAR WALL SHAPED SHALL BE RECTANGULAR AND THE SIZES ARE DECIDED BASED ON ARCHITECTURAL ANALYSIS & DESIGN CONSIDERING THE OPTIMUM UTILIZATION OF STEEL & CONCRETE
- SUPER STRUCTURE OF THE BUILDING IS SLAB WALL/BEAM SYSTEM WITH COLUMN, SHEAR AND LIFT CORES AS RCC WALLS
- THE BEAMS ARE ARRANGED BASED ON ARCHITECTURAL REQUIREMENT
- CONTINUITY OF SLABS ARE CONSIDERED WHEREVER POSSIBLE FOR DESIGN OF SLABS
- SLAB THICKNESS 125MM THICK MINIMUM AND 150MM THICK MAXIMUM
- MINIMUM GRADE OF CONCRETE USED IS M30 AS THE STRUCTURE LOCATED IN ZONE-3
- FOUNDATION IN R.C.C 1:3:6
- FOUNDATION WITH R.C.C COLUMNS
- FLOORING IN CEMENT CONCRETE 1:3:6 MIX IN UTILITY AREA
- VACUUM DEWATERING FLOOR IN PARKING AREAS
- INTERNAL PLASTERING OF 12MM THICK C.M 1:3
- EXTERNAL PLASTERING OF 18MM THICK C.M. 1:4
- R.C.C. COLUMN OF M30 MIX WITH REQUIRED DEPTH
- R.C.C LINTEL OF M30 MIX WITH REQUIRED DEPTH
- WEATHERING COURSE PROVIDED OVER ROOF SLAB
- 3GENSER UPVC GLAZED DOOR CUM WINDOWS, WINDOWS & VENTILATORS

SCHEDULE OF OPENINGS:

SCHEDULE OF OPENINGS

NOMENCLATURE	TYPE	WIDTH (m)	LINTEL (m)	SILL (m)
SD1	SLIDING DOOR	1.8	2.4	0
SD2	SLIDING DOOR	2.1	2.4	0
SD3	SLIDING DOOR	1.5	2.4	0
SD4	GLAZED SWING DOOR	1.2	2.4	0
D1	MAIN DOOR	1.05	2.4	0
D2	BEDROOM DOOR	0.9	2.1	0
D3	TOILET DOOR	0.75	2.1	0
W1	WINDOW	1.2	2.4	0.1
W2	WINDOW	1.8	2.4	0.1
W3	WINDOW	1.5	2.4	0.1
W4	KITCHEN WINDOW	1.2	2.4	1.2
V1	VENT	0.6	2.1	0.9
V2	VENT	0.75	2.1	0.9
V3	VENT	0.7	2.1	0.9
FD1	FIRE DOOR	1.2	2.1	0
FD2	COM. SHAFT DOOR	1.05	2.1	0.45
FD3	ELECTRICAL SHAFT	0.75	2.1	0.45
SW1	STAIRCASE WINDOW	1.25	2.1	0.9
SW2	STAIRCASE WINDOW	2.8	2.1	0.9
SW3	STAIRCASE WINDOW	6.5	2.1	0.9
GL1	CORRIDOR DOOR	1.2	2.1	0
GL2	CORRIDOR DOORS	1.8	2.1	0
GL3	CORRIDOR DOORS	1.8	2.1	0
CW1	CORRIDOR WINDOW	1.5	2.4	0.9
CW2	CORRIDOR WINDOW	2.1	2.4	0.9

SHAFT NOMENCLATURE:

SHAFT NOMENCLATURE

NAME	DESCRIPTION
PHE	PLUMBING & ENGINEERING SHAFT
FHC	FIRE HOSE CABINET
ELEC	ELECTRICAL SHAFT
COMM.	COMMUNICATION SHAFT
OFS	OPEN TO SKY

OWNER'S SIGNATURE:

For PURAVANKARA LIMITED
Nani R Chokshey
Authorised Signatory
NANI R CHOKSHEY
Reg No. RD/18/0013

ARCHITECT SIGNATURE:

AR. ANUP NAIK
CA/96/20794

STRUCTURAL CONSULTANT'S SIGNATURE:

APC

CLIENT : PURAVANKARA LIMITED

TITLE : PODIUM 01 FLOOR PLAN

DRAWN BY: SM	CHECKED BY: MM	N
DATE: 29-05-2022	SCALE: AS MENTIONED @A0	

DRAWING NO: PSB-SAN-03 REV NO: R0

SHEET NO. 03 OF 14

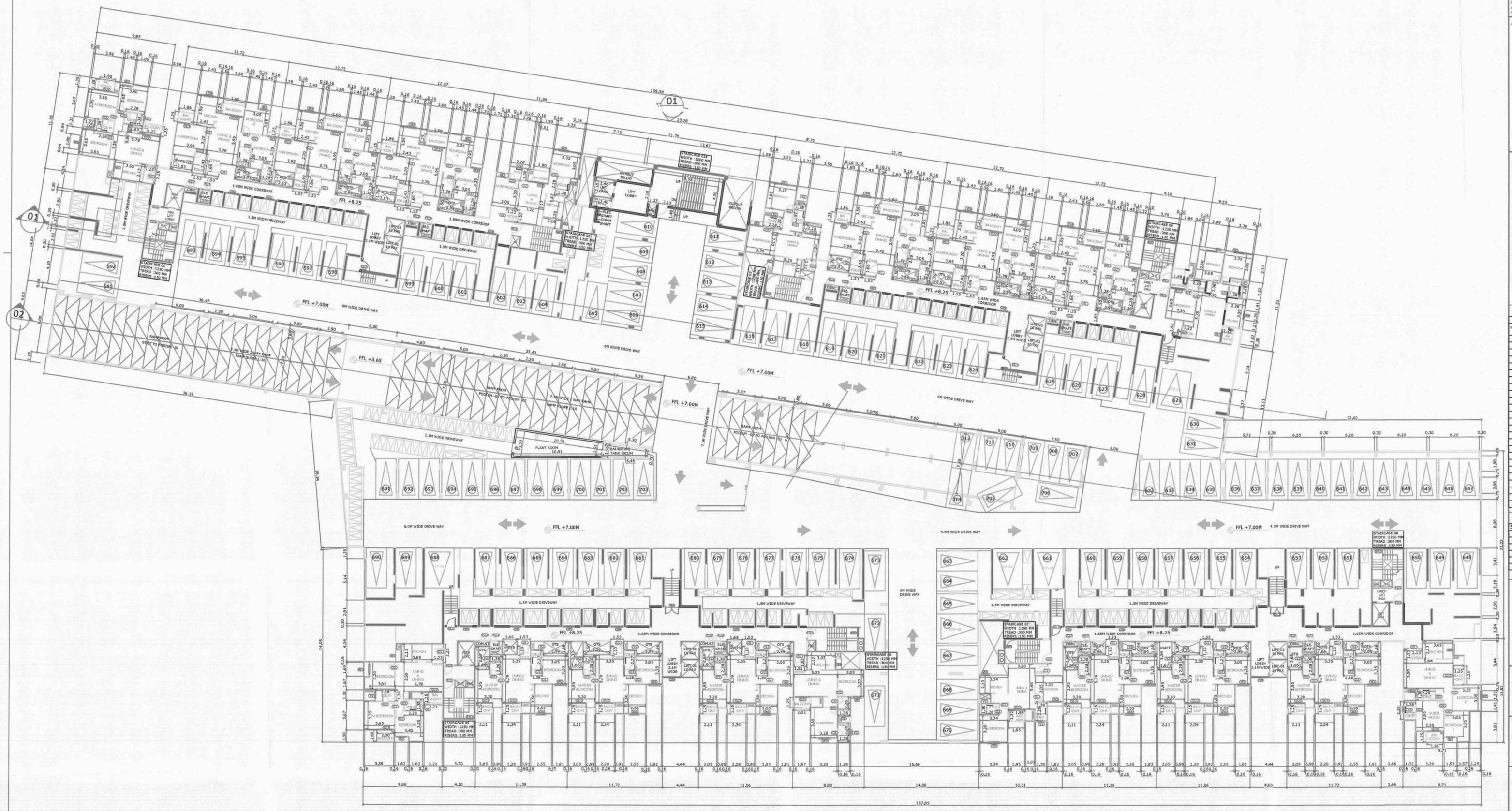

04 PODIUM 02 FLOOR PLAN
SCALE: 1:200

KEYPLAN (NTS) :

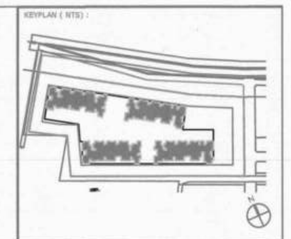

PROJECT :
PLAN SHOWING THE PROPOSED HIGH RISE RESIDENTIAL DEVELOPMENT AT S. NO. 299/1A1, 299/1B, 299/2A1, 299/2B1, 299/3B1, 299/3C1, 299/4B, 301/1A, 301/2A, 301/3A OF SATTAN KUPPAM VILLAGE& HAMLET OF PUDUPAKKAM),VANDALUR TALUK, CHENGALPATTU DISTRICT AND 812B/2 OF PADUR VILLAGE, THIRUPORUR TALUK, CHENGALPATTU DISTRICT.

GENERAL NOTES:

- ALL DIMENSIONS ARE IN METRES.

MATERIAL SPECIFICATIONS FOR PROPOSED WORK:

- SLAB WALL/BEAM SYSTEM FOR TOWERS.
- SHEAR WALLS IN STILT BASED ON FUNCTIONAL & ECONOMICAL CONSIDERATIONS FOR SUPPORTING ABOVE FLOORS
- SHEAR WALLS ARE USED IN RESISTING LATERAL LOADS CAUSED BY WIND & EARTHQUAKE
- THE GRADE OF CONCRETE SHALL BE AS PER DESIGN REQUIREMENT OF STRUCTURAL ELEMENTS. PLAIN CONCRETE OF 10 N/MM² (M-10) SHALL BE USED FOR LEVELING COURSE
- SHEAR WALL SHAPES SHALL BE RECTANGULAR AND THE SIZES SHALL DEPEND UPON THE DETAILED ANALYSIS & DESIGN. CONSIDERING THE OPTIMUM UTILIZATION OF STEEL & CONCRETE
- SUPER STRUCTURE OF THE BUILDING IS SLAB WALL/BEAM SYSTEM WITH COLUMNS. SHEAR AND LIFT CORES AS RCC WALLS
- THE BEAMS ARE ARRANGED BASED ON ARCHITECTURAL REQUIREMENTS
- CONTINUITY OF SLABS ARE CONSIDERED WHEREVER POSSIBLE FOR DESIGN OF SLABS
- SLAB THICKNESS 125MM THICK MINIMUM AND 150MM THICK MAXIMUM
- MINIMUM GRADE OF CONCRETE USED IS M30 AS THE STRUCTURE LOCATED IN ZONE-3
- FOUNDATION IN R.C.C 1:3:6
- FOUNDATION WITH R.C.C COLUMNS
- PLAIN CONCRETE IN MIX CONCRETE 1:3:6 MIX IN UTILITY AREA
- VACUUM DEWATERING FLOOR IN PARKING AREAS
- INTERNAL PLASTERING OF 12MM THICK C/M 1:3
- EXTERNAL PLASTERING OF 18MM THICK C/M. 1:5
- R.C.C ROOF SLAB OF M30 MIX WITH REQUIRED DEPTH
- R.C.C LINTEL OF M30 MIX WITH REQUIRED DEPTH
- WEATHERING COURSE PROVIDED OVER ROOF SLAB
- ZOINERY UPVC GLAZED DOOR CUM WINDOWS, WINDOWS & VENTILATORS

SCHEDULE OF OPENINGS:

SCHEDULE OF OPENINGS

NOMENCLATURE	TYPE	WIDTH (m)	LINTEL (m)	SILL (m)
SD1	SLIDING DOOR	1.8	2.4	0
SD2	SLIDING DOOR	2.1	2.4	0
SD3	SLIDING DOOR	1.5	2.4	0
SD4	GLAZED SWING DOOR	1.2	2.4	0
D1	MAIN DOOR	1.05	2.4	0
D2	BEDROOM DOOR	0.9	2.1	0
D3	TOILET DOOR	0.75	2.1	0
W1	WINDOW	1.2	2.4	0.1
W2	WINDOW	1.8	2.4	0.1
W3	WINDOW	1.5	2.4	0.1
W4	KITCHEN WINDOW	1.2	2.4	1.2
V1	VENT	0.6	2.1	0.9
V2	VENT	0.75	2.1	0.9
V3	VENT	0.7	2.1	0.9
FD1	FIRE DOOR	1.2	2.1	0
FD2	COM. SHAFT DOOR	1.05	2.1	0.45
FD3	ELECTRICAL SHAFT	0.75	2.1	0.45
SW1	STAIRCASE WINDOW	1.25	2.1	0.9
SW2	STAIRCASE WINDOW	2.8	2.1	0.9
SW3	STAIRCASE WINDOW	6.5	2.1	0.9
GL1	CORRIDOR DOOR	1.2	2.1	0
GL2	CORRIDOR DOORS	1.8	2.1	0
GL3	CORRIDOR DOORS	1.8	2.1	0
CW1	CORRIDOR WINDOW	1.5	2.4	0.9
CW2	CORRIDOR WINDOW	2.1	2.4	0.9

SHAFT NOMENCLATURE:

SHAFT NOMENCLATURE

NAME	DESCRIPTION
PHE	PLUMBING & SANITARY SHAFT
FHC	FIRE HOSE CABINET
ELEC	ELECTRICAL SHAFT
COMM.	COMMUNICATION SHAFT
OTS	OPEN TO SKY

OWNER'S SIGNATURE:

For PURAVANKARA LIMITED
Authorised Signatory
NAME R CHOKSEY
Reg No. IN/PA-1001013

ARCHITECT SIGNATURE:

AR. ANUP NAIK
CA/96/20794

STRUCTURAL CONSULTANT'S SIGNATURE:

CLIENT : PURAVANKARA LIMITED

TITLE : PODIUM 02 FLOOR PLAN

DRAWN BY: SM	CHECKED BY: HM	N
DATE: 29-05-2023	SCALE: AS MENTIONED @ A0	

DRAWING NO: PSB-SAN-04 | REV NO: R0

SHEET NO. 04 OF 14

பசுர் ஊராட்சி மன்றம்
திருப்பொழுர் ஒன்றியம்
திருப்பொழுர் வட்டம், செங்கல்பட்டு மாவட்டம்
ஒப்புதல் அளிக்கப்பட்டது
தீ. எண். தேதி: 14.09.2024
ந.க. எண் 05. தேதி: 06.07.2024
தலைவர்
பசுர் ஊராட்சி
திருப்பொழுர் ஒன்றியம்

தலைவர், சென்னைக்கு ஊரமைப்பு மன்றம்
செ.மு.ந.உ. எண் 12 / 2024-26 நாள் 05.07.2024
ஊரமைப்பு திட்ட எண் 26 நாள் 05.07.2024 க்குள் பெறப்பட்ட வரைபடம் அனுமதி ஒப்புதல் அளிக்கப்பட்டது
தலைவர்
சென்னைக்கு ஊரமைப்பு
திருப்பொழுர் ஊராட்சி ஒன்றியம்
செங்கல்பட்டு மாவட்டம்

05 PODIUM | 3RD FLOOR PLAN
SCALE: 1:200

KEYPLAN (NTS) :

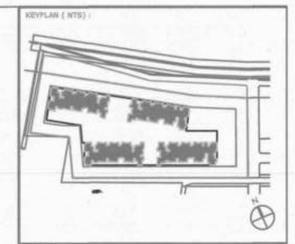

PROJECT :
PLAN SHOWING THE PROPOSED HIGH RISE RESIDENTIAL DEVELOPMENT AT S. NO. 299/1A1, 299/1B, 299/2A1, 299/2B1, 299/3B1, 299/3C1, 299/4B, 301/1A, 301/2A, 301/3A OF SATTAN KUPPAM VILLAGE, HAMLET OF PUDUPAKKAM),VANDALUR TALUK, CHENGALPATTU DISTRICT AND 612B/2 OF PADUR VILLAGE, THIRUPORUR TALUK, CHENGALPATTU DISTRICT.

GENERAL NOTES:

- ALL DIMENSIONS ARE IN METRES.

MATERIAL SPECIFICATIONS FOR PROPOSED WORK:

- SLAB WALL/BEAM SYSTEM FOR TOWERS
- SHEAR WALLS IN STILT BASED ON FUNCTIONAL & ECONOMICAL CONSIDERATIONS FOR SUPPORTING ABOVE FLOORS
- SHEAR WALLS ARE USED IN RESISTING LATERAL LOADS CAUSED BY WIND & EARTHQUAKE
- THE GRADE OF CONCRETE SHALL BE AS PER DESIGN REQUIREMENT
- THE REINFORCEMENT STEEL SHALL BE WITH A YIELD STRESS OF 500 N/MM2,FOR CONCRETE WITH STRENGTH OF 10 N/MM² (M-10) SHALL BE USED FOR LEVELING COURSE
- SHEAR WALL SHAPES SHALL BE RECTANGULAR AND THE SIZES SHALL DEPEND UPON THE DETAILED ANALYSIS & DESIGN. CONSIDERING THE OPTIMUM UTILIZATION OF STEEL & CONCRETE
- SUPER STRUCTURE OF THE BUILDING IS SLAB WALL/BEAM SYSTEM WITH COLUMNS, SHEAR AND LIFT CORES AS RCC WALLS
- THE BEAMS ARE ARRANGED BASED ON ARCHITECTURAL REQUIREMENTS
- CONTINUITY OF SLABS ARE CONSIDERED WHENEVER POSSIBLE FOR DESIGN OF SLABS
- SLAB THICKNESS 125MM THICK MINIMUM AND 150MM THICK MAXIMUM
- MINIMUM GRADE OF CONCRETE USED IS M30 AS THE STRUCTURE LOCATED IN ZONE-3
- FOUNDATION IN R.C.C 1:3:6
- FOUNDATION WITH RCC COLUMNS
- PLUMBING WORK CEMENT CONCRETE 1:3:6 MIX IN UTILITY AREA
- VACUUM DEWATERING FLOOR IN PARKING AREAS
- INTERNAL PLASTERING OF 12MM THICK C/M 1:3
- EXTERNAL PLASTERING OF 15MM THICK CM, 1:6
- R.C.C ROOF SLAB OF M30 MIX WITH REQUIRED DEPTH
- R.C.C LINTEL OF M30 MIX WITH REQUIRED DEPTH
- WEATHERING COURSE PROVIDED OVER ROOF SLAB
- JOINERY UPVC GLAZED DOOR CUM WINDOWS, WINDOWS & VENTILATORS

SCHEDULE OF OPENINGS:

SCHEDULE OF OPENINGS

NOMENCLATURE	TYPE	WIDTH (m)	LINTEL (m)	SILL (m)
SD1	SLIDING DOOR	1.8	2.4	0
SD2	SLIDING DOOR	2.1	2.4	0
SD3	SLIDING DOOR	1.5	2.4	0
SD4	GLAZED SWING DOOR	1.2	2.4	0
D1	MAIN DOOR	1.05	2.4	0
D2	BEDROOM DOOR	0.9	2.1	0
D3	TOILET DOOR	0.75	2.1	0
W1	WINDOW	1.2	2.4	0.1
W2	WINDOW	1.8	2.4	0.1
W3	WINDOW	1.5	2.4	0.1
W4	KITCHEN WINDOW	1.2	2.4	1.2
V1	VENT	0.6	2.1	0.9
V2	VENT	0.75	2.1	0.9
V3	VENT	0.7	2.1	0.9
FD1	FIRE DOOR	1.2	2.1	0
FD2	COM. SHAFT DOOR	1.05	2.1	0.45
FD3	ELECTRICAL SHAFT	0.75	2.1	0.45
SW1	STAIRCASE WINDOW	1.25	2.1	0.9
SW2	STAIRCASE WINDOW	2.8	2.1	0.9
SW3	STAIRCASE WINDOW	6.5	2.1	0.9
GL1	CORRIDOR DOOR	1.2	2.1	0
GL2	CORRIDOR DOORS	1.8	2.1	0
GL3	CORRIDOR DOORS	1.8	2.1	0
CW1	CORRIDOR WINDOW	1.5	2.4	0.9
CW2	CORRIDOR WINDOW	2.1	2.4	0.9

SHAFT NOMENCLATURE:

SHAFT NOMENCLATURE	
NAME	DESCRIPTION
PHE	PUBLIC HEALTH ENGINEERING SHAFT
FHC	FIRE HOSE CABINET
ELEC	ELECTRICAL SHAFT
COMM.	COMMUNICATION SHAFT
OTS	OPEN TO SKY

OWNER'S SIGNATURE:

For PURAVANKARA LIMITED
Authorised Signatory
NAME R CHOKKEY
Reg No: RD/18/18013

ARCHITECT SIGNATURE:

AR. ANUP NAIK
CA/96/28794

STRUCTURAL CONSULTANT'S SIGNATURE:

CLIENT : PURAVANKARA LIMITED

TITLE :
PODIUM/3RD FLOOR PLAN

DRAWN BY:	CHECKED BY:
SM	MM
DATE: 29-05-2023	SCALE: AS MENTIONED @ A0

DRAWING NO: PSB-SAN-05
REV NO: R0

SHEET NO. 05 OF 14

பெருர் ஊராட்சி மன்றம்
திருப்போரூர் ஒன்றியம்
திருப்போரூர் வட்டம், செங்கல்பட்டு மாவட்டம்
ஒப்புதல் அளிக்கப்பட்டது
த. எண். நாள் 208 / தேதி: 14.09.2024
ந.க. எண் 05 / தேதி: 06.07.2024
தலைவர்
பெருர் ஊராட்சி
திருப்போரூர் ஒன்றியம்

தலைவர், கோவிலம்பாக்கம் ஊராட்சி மன்றம்
செ.மு.த.ச. எண் 12 / 2024-25 நாள் 26.09.24
ஊராட்சி திட்ட எண் 25 நாள் 06.09.2024 ன் படி
வரைபட அனுமதி ஆணைத் தங்களுக்கு வழங்கப்படுகிறது
தலைவர்
கோவிலம்பாக்கம் ஊராட்சி
திருப்போரூர் ஊராட்சி ஒன்றியம்
செங்கல்பட்டு மாவட்டம்

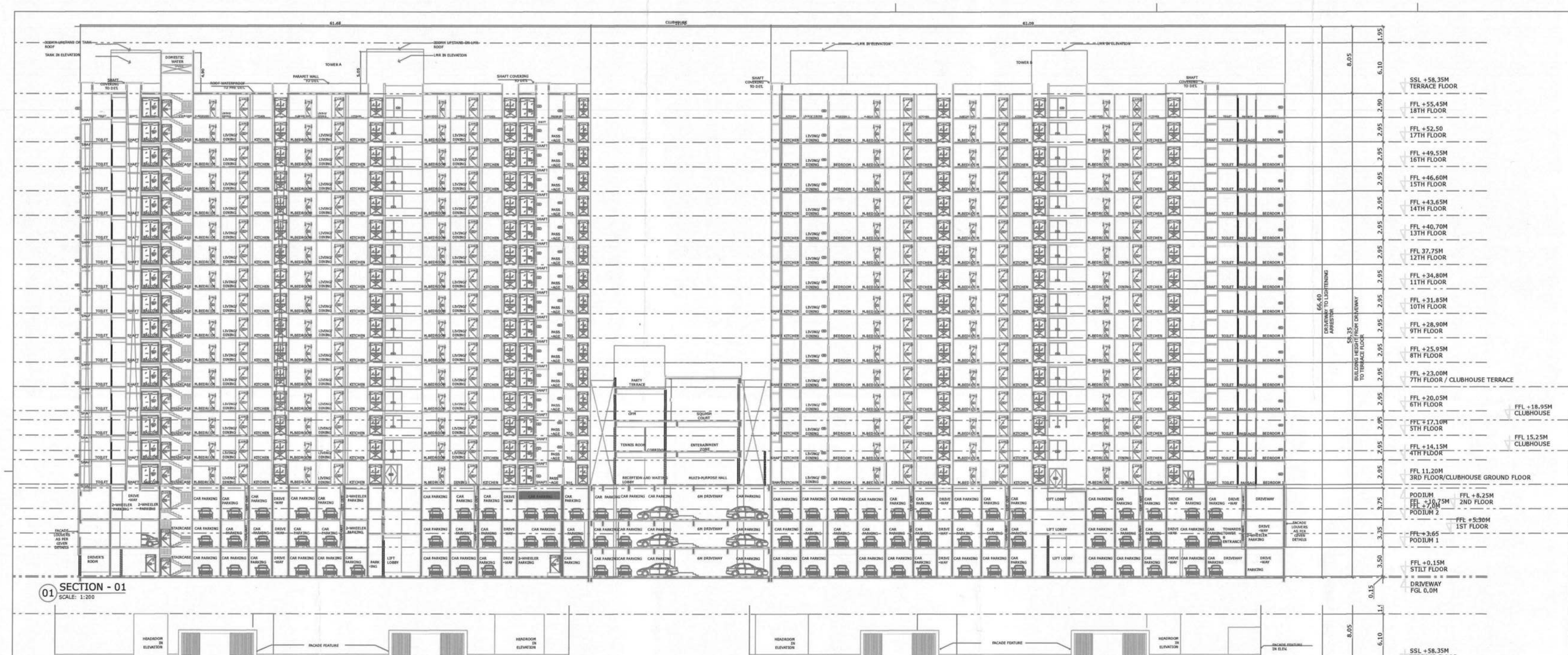

01 SECTION - 01
SCALE: 1:200

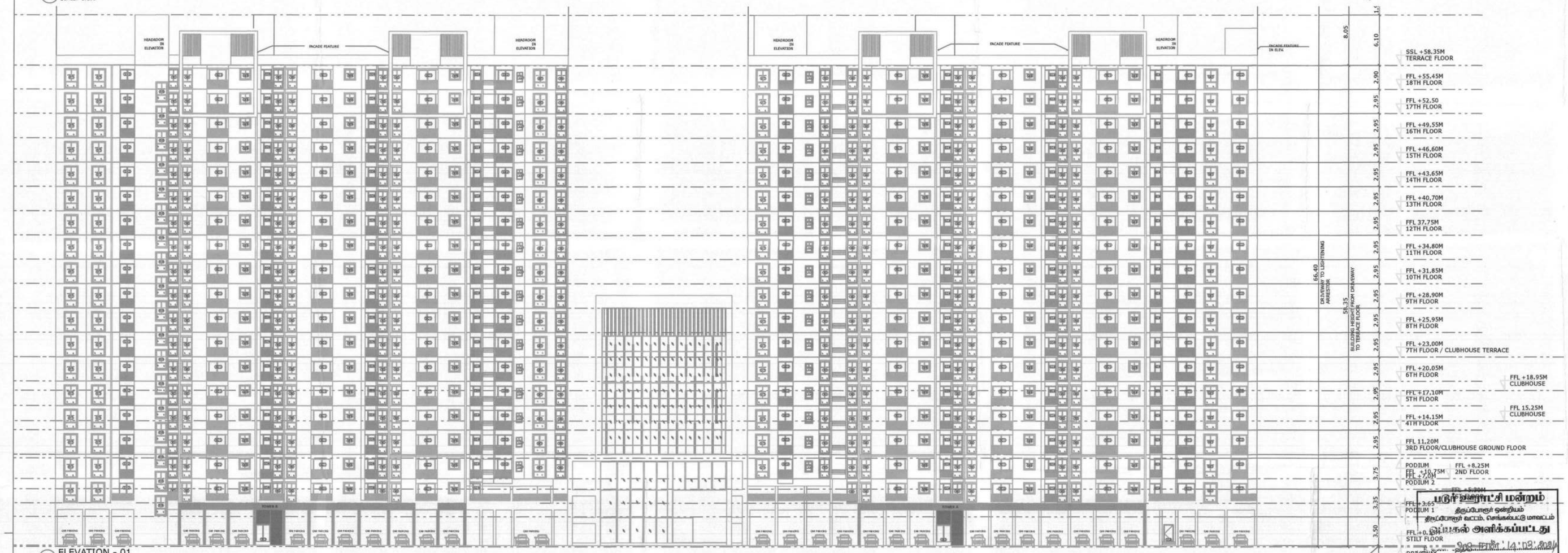

02 ELEVATION - 01
SCALE: 1:200

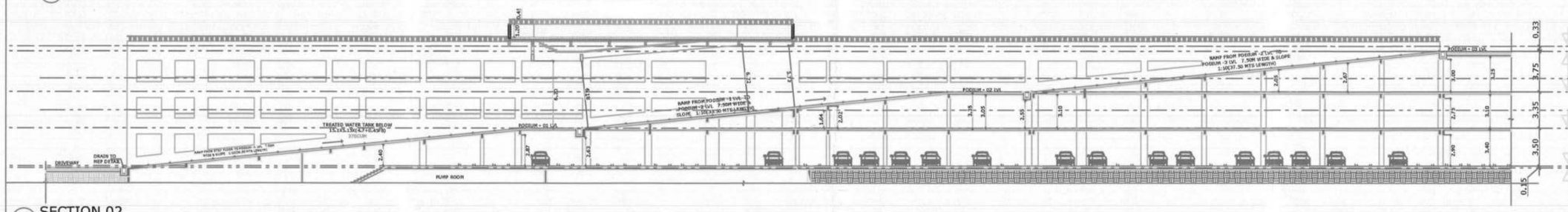

03 SECTION 02
SCALE: NTS

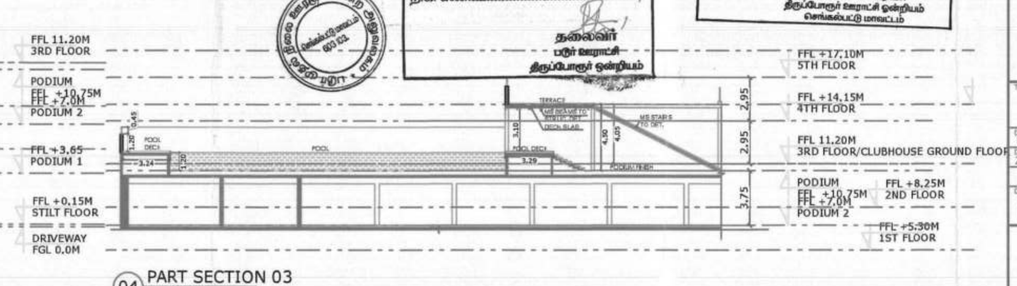

04 PART SECTION 03
SCALE: 1:200

VICINITY PLAN (NTS) :

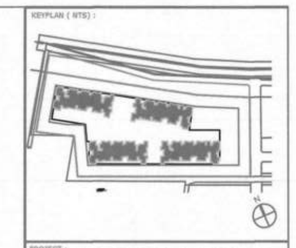

PROJECT :
PLAN SHOWING THE PROPOSED HIGH RISE RESIDENTIAL DEVELOPMENT AT S. NO. 299/1A1, 299/1B, 299/2A1, 299/2B1, 299/3B1, 299/3C1, 299/4B, 301/1A, 301/2A, 301/3A OF SATTAN KUPPAM VILLAGE HAMLET OF PUDUPAKKAM),VANDALUR TALUK, CHENGALPATTU DISTRICT AND 612B/3 OF PAZUR VILLAGE, THIRUPORUR TALUK, CHENGALPATTU DISTRICT".

GENERAL NOTES:

- ALL DIMENSIONS ARE IN METRES.

MATERIAL SPECIFICATIONS FOR PROPOSED WORK:

- SLAB WALL/BEAM SYSTEM FOR TOWERS
- SHEAR WALLS IN STILT BASED ON FUNCTIONAL & ECONOMICAL CONSIDERATIONS FOR SUPPORTING ABOVE FLOORS
- SHEAR WALLS ARE USED IN RESISTING LATERAL LOADS CAUSED BY WIND & EARTHQUAKE
- THE MINIMUM REINFORCEMENT SHALL BE AS PER DESIGN REQUIREMENT
- 8. REINFORCEMENT STEEL SHALL BE WITH A YIELD STRESS OF 500 N/MMLEAN CONCRETE WITH STRENGTH OF 10 N/MM² (M-10) SHALL BE USED FOR LEVELING COURSE
- SHEAR WALL SHAPES SHALL BE RECTANGULAR AND THE SIZES SHALL DEPEND UPON THE DETAILED ANALYSIS & DESIGN, CONSIDERING THE OPTIMUM UTILIZATION OF STEEL & CONCRETE
- SUPER STRUCTURE OF THE BUILDING IS SLAB WALL/BEAM SYSTEM WITH COLUMNS, SHEAR AND LIFT CORES AS RCC WALLS
- THE SLABS ARE ARRANGED BASED ON ARCHITECTURAL REQUIREMENTS
- CONTINUITY OF SLABS ARE CONSIDERED WHEREVER POSSIBLE FOR DESIGN OF SLABS
- SLAB THICKNESS 125MM THICK MEDIUM AND 150MM THICK MAXIMUM
- MINIMUM GRADE OF CONCRETE USED IS M30 AS THE STRUCTURE LOCATED IN ZONE-3
- FOUNDATION IN R.C.C 1:3:6
- FOUNDATION IN CEMENT CONCRETE 1:3:6 MIX IN UTILITY AREA
- FLOORING IN CEMENT CONCRETE 1:3:6 MIX IN UTILITY AREA
- VACUUM DEWATERING FLOOR IN PARKING AREAS
- INTERNAL PLASTERING OF 12MM THICK C/M 1:3
- EXTERNAL PLASTERING OF 18MM THICK CM. 1:6
- R.C.C ROOF SLAB OF M30 MIX WITH REQUIRED DEPTH
- R.C.C LINTEL OF M30 MIX WITH REQUIRED DEPTH
- WEATHERING COURSE PROVIDED OVER ROOF SLAB
- JOINERY UPVC GLAZED DOOR CUM WINDOWS, WINDOWS & VENTILATORS

SCHEDULE OF OPENINGS:

SCHEDULE OF OPENINGS

NOMENCLATURE	TYPE	WIDTH (m)	LINTEL (m)	SILL (m)
SD1	SLIDING DOOR	1.8	2.4	0
SD2	SLIDING DOOR	3.1	2.4	0
SD3	SLIDING DOOR	1.5	2.4	0
SD4	GLAZED SWING DOOR	1.2	2.4	0
D1	MAIN DOOR	1.05	2.4	0
D2	BEDROOM DOOR	0.9	2.1	0
D3	TOILET DOOR	0.75	2.1	0
W1	WINDOW	1.2	2.4	0.1
W2	WINDOW	1.8	2.4	0.1
W3	WINDOW	1.5	2.4	0.1
W4	KITCHEN WINDOW	1.2	2.4	1.2
V1	VENT	0.6	2.1	0.9
V2	VENT	0.75	2.1	0.9
V3	VENT	0.7	2.1	0.9
FD1	FIRE DOOR	1.2	2.1	0
FD2	COM. SHAFT DOOR	1.05	2.1	0.45
FD3	ELECTRICAL SHAFT	0.75	2.1	0.45
SW1	STAIRCASE WINDOW	1.15	2.1	0.9
SW2	STAIRCASE WINDOW	2.8	2.1	0.9
SW3	STAIRCASE WINDOW	6.5	2.1	0.9
GL1	CORRIDOR DOOR	1.2	2.1	0
GL2	CORRIDOR DOORS	1.8	2.1	0
GL3	CORRIDOR DOORS	1.8	2.1	0
CW1	CORRIDOR WINDOW	1.5	2.4	0.9
CW2	CORRIDOR WINDOW	2.1	2.4	0.9

SHAFT NOMENCLATURE

SHAFT NOMENCLATURE

NAME	DESCRIPTION
PHE	PUBLIC HEALTH ENGINEERING SHAFT
FHC	FIRE HOSE CABINET
ELEC	ELECTRICAL SHAFT
COMM.	COMMUNICATION SHAFT
OTS	OPEN TO SKY

OWNER'S SIGNATURE:
For PURAVANKARA LIMITED
Authorised Signatory
NIRAJ R CHOKSEY
Reg No. RD/181/98/13

ARCHITECT SIGNATURE:
AR. ANUP NAIK
CA/94/20794

STRUCTURAL CONSULTANT'S SIGNATURE:

CLIENT : PURAVANKARA LIMITED

TITLE : SECTION & ELEVATION

DRAWN BY: SM	CHECKED BY: HM	N
DATE: 24-05-2023	SCALE: AS MENTIONED @ A0	

DRAWING NO: PSB-SAN-13
REV NO: R0

SHEET NO. 13 OF 14

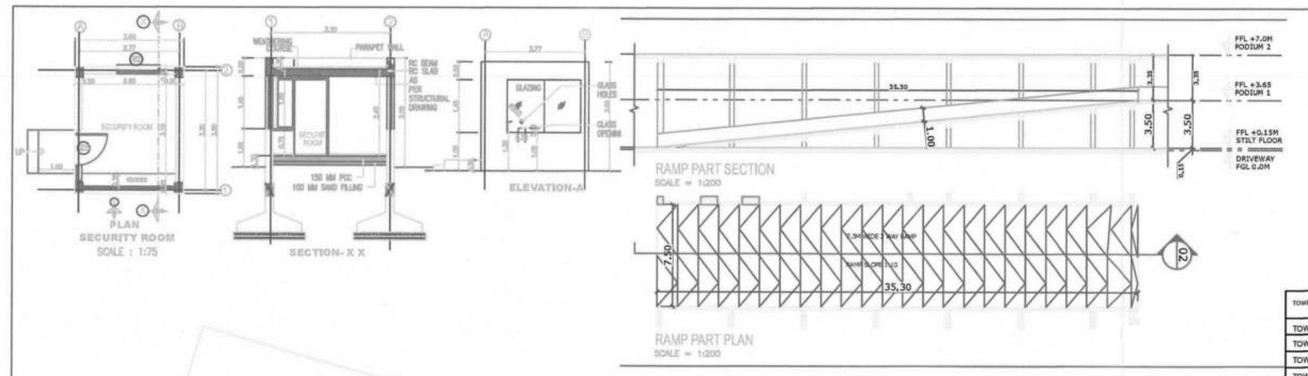

AREA STATEMENT

SITE AREA	23371	SQM			
BLOCK NAME	BUILDING CATEGORY	TOTAL NUMBER OF FLOORS	TOTAL AREA IN ALL FLOORS		TOTAL FSI AREA IN ALL FLOORS
OTHERS	HIGH RISE BUILDINGS	STILT + 2 PODIUMS + 16 FLOORS	93561.64		73937.24

TOWER NAME	NO. OF DWELLING UNITS WITH FLOOR AREA ABOVE 50 SQ.M AND UPTO 75 SQ.M	NO. OF DWELLING UNITS WITH FLOOR AREA ABOVE 75 SQ.M	TOTAL CAR PARKING REQUIRED	TOTAL TW PARKING REQUIRED
TOWER A	33	136	68	169
TOWER B	33	136	68	169
TOWER C	33	136	68	169
TOWER D	34	135	68	169
TOTAL	133	543	272	676

PATTA AREA		
S.NO.	SURVEY NO.	AREA IN (SQM) AS PER PATTA
1	299 / 1A1	1172
2	299 / 2A1	140
3	299 / 1B	2430
4	299 / 281	5146
5	299 / 3B1	1162
6	299 / 4B	5100
7	299 / 3C1	3190
8	301 / 1A	1600
9	301 / 2A	2296
10	301 / 3A	550
11	612B/2	565
GRAND TOTAL		23371

FLOOR WISE BREAKUP

SNO.	FLOOR NAME	GROSS AREA (SQM)	NON FSI AREA (SQM) PARKING AREAS	DEDUCTION OTS	DEDUCTION DRIVERS ROOM	BUILTUP AREA (SQM)	NET FSI AREA (SQM)
1	STILT FLOOR	9851.91	8028.57	0.00	76.71	9851.91	1746.63
2	PODIUM 01/1STFLOOR	8863.41	5914.91	403.73	0.00	8459.68	2544.77
3	PODIUM 02/2ND FLOOR	8548.89	5604.21	306.16	0.00	8240.73	2636.52
4	3RD FLOOR	4861.82	0.00	438.50	0.00	4423.32	4423.32
5	4TH FLOOR	4509.94	0.00	393.82	0.00	4116.12	4116.12
6	5TH FLOOR	4897.89	0.00	452.75	0.00	4445.14	4445.14
7	6TH FLOOR	4826.74	0.00	421.70	0.00	4405.04	4405.04
8	7TH FLOOR	4614.09	0.00	421.56	0.00	4192.53	4192.53
9	8TH FLOOR	4545.14	0.00	394.07	0.00	4151.07	4151.07
10	9TH FLOOR	4509.94	0.00	393.82	0.00	4116.12	4116.12
11	10TH FLOOR	4509.94	0.00	393.82	0.00	4116.12	4116.12
12	11TH FLOOR	4545.14	0.00	394.07	0.00	4151.07	4151.07
13	12TH FLOOR	4509.94	0.00	393.82	0.00	4116.12	4116.12
14	13TH FLOOR	4509.94	0.00	393.82	0.00	4116.12	4116.12
15	14TH FLOOR	4545.14	0.00	394.07	0.00	4151.07	4151.07
16	15TH FLOOR	4509.94	0.00	393.82	0.00	4116.12	4116.12
17	16TH FLOOR	4509.94	0.00	393.82	0.00	4116.12	4116.12
18	17TH FLOOR	4545.14	0.00	394.07	0.00	4151.07	4151.07
19	18TH FLOOR	4509.94	0.00	393.82	0.00	4116.12	4116.12
20	SECURITY ROOM	10.05	0.00	0.00	0.00	10.05	10.05
		100732.88				93561.64	73937.24

PROPOSED FSI AREA	73937.24	SQM	
FSI ACHIEVED	TOTAL FSI AREA	73937.24	3.16
	SITE AREA	23371	
	PERMISSIBLE PLOT COVERAGE	50%	
	ACHIEVED PLOT COVERAGE	42.15%	

PARKING STATEMENT

CAR PARKING REQUIRED	NOS
For residents	272
Club (1 car for every 100 sqm of BUA)	9
visitors 10% of sanction requirement	27
TOTAL CAR PARKING REQUIRED	**308**
CAR PARKING ACHIEVED	**CARS**
SURFACE	206
STILT 01	239
PODIUM 01	145
PODIUM 02	122
TOTAL CAR PARKING ACHIEVED	**712**

2 WHEELERS REQUIRED	NOS
Residential	676
club	9
visitor 10%	68
TOTAL 2 WHEELER PARKING REQUIRED	**753**

2 WHEELER PARKING ACHIEVED	NOS
SURFACE	5
STILT 01	325
PODIUM 01	237
PODIUM 02	186
TOTAL 2 WHEELER PARKING ACHIEVED	**753**

KEYPLAN (NTS) :

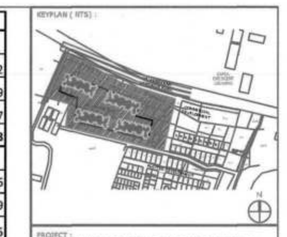

PROJECT :
PLAN SHOWING THE PROPOSED HIGH RISE RESIDENTIAL DEVELOPMENT AT S. NO. 299/1A1, 299/2B, 299/2A1, 299/2B1, 299/3B1, 299/3C1, 299/4B, 301/1A, 301/2A, 301/3A OF SATTAN KUPPAM VILLAGE(HAMLET OF PUDUPAKKAM), VANDALUR TALUK ,CHENGALPATTU DISTRICT AND 612B/2 OF PADUR VILLAGE, THIRUPORUR TALUK, CHENGALPATTU DISTRICT.

GENERAL NOTES:
•ALL DIMENSIONS ARE IN METRES.

MATERIAL SPECIFICATIONS FOR PROPOSED WORK:
- SLAB WALL/BEAM SYSTEM FOR TOWERS
- SHEAR WALLS IN STILT BASED ON FUNCTIONAL & ECONOMICAL CONSIDERATIONS FOR SUPPORTING ABOVE FLOORS
- EQ SHEAR WALLS ARE USED IN RESISTING LATERAL LOADS CAUSED BY WIND & EARTHQUAKE
- THE GRADE OF CONCRETE SHALL BE AS PER DESIGN REQUIREMENT & REINFORCEMENT STEEL SHALL BE WITH A YIELD STRESS OF 500 N/MM2.M CONCRETE WITH STRENGTH OF 10 N/MM² (M-10) SHALL BE USED IN PLAIN CONCRETE WORK
- SHEAR WALL SHAPES SHALL BE RECTANGULAR AND THE SIZES SHALL DEPEND UPON THE DETAILED ANALYSIS & DESIGN, CONSIDERING THE OPTIMUM UTILIZATION OF STEEL & CONCRETE
- SUPER STRUCTURE OF THE BUILDING IS SLAB WALL/BEAM SYSTEM
- THE SLAB THICKNESS IS 125MM THICK MINIMUM AND 150MM THICK
- THE BEAMS ARE ARRANGED BASED ON ARCHITECTURAL REQUIREMENT
- CONTINUITY OF SLABS ARE CONSIDERED WHEREVER POSSIBLE FOR DESIGN OF SLABS
- THE WALL THICKNESS 125MM THICK MINIMUM AND 150MM THICK
- MINIMUM GRADE OF CONCRETE USED IS M30 AS THE STRUCTURE LOCATED IN ZONE-3
- FOUNDATION IN RC.C 1:3:6
- PLINTH BEAM IN RC.C 1:2:4 MIX
- FLOORING IN CEMENT CONCRETE 1:3:6 MIX IN UTILITY AREA
- VACUUM DEWATERING FLOOR IN PARKING AREAS
- INTERNAL PLASTERING OF 12MM THICK C/M 1:3
- EXTERNAL PLASTERING OF 18MM THICK CM. 1:3
- R.C.C WATER TANK WITH 2 COMPARTMENTS OF 1.5M DEPTH
- R.C.C SEPTIC TANK FOR PEB WITH REQUIRED DEPTH
- WEATHERING COURSE PROVIDED OVER ROOF SLAB
- JOINERY UPVC GLAZED DOOR CUM WINDOWS, WINDOWS & VENTILATORS

SHAFT NOMENCLATURE

SHAFT NOMENCLATURE	
NAME	DESCRIPTION
RHE	RAIN WATER HARVESTING SHAFT
PAC	PAC FIRE CABINET
ELEC	ELECTRICAL SHAFT
COMM.	COMMUNICATION SHAFT
OTS	OPEN TO SKY

01 SITE PLAN
SCALE: 1:250

LEGEND:
PROPOSAL
BOUNDARY
ROAD

OWNER'S SIGNATURE:
For PURAVANKARA LIMITED
Authorised Signatory
ARAV R CHOKSEY
Reg No. RD/19/2015

ARCHITECT SIGNATURE:
AR. ANUP NAIK
CA/96/10794

STRUCTURAL CONSULTANT'S SIGNATURE:

CLIENT : PURAVANKARA LIMITED

TITLE : SANCTION - SITE PLAN

DRAWN BY: SH	CHECKED BY: HH	N
DATE: 31-05-2023	SCALE: AS MENTIONED @A0	

DRAWING NO: PSB-SAN-01 | REV NO: R0

SHEET NO. 01 OF 14

தலைவர், சென்னைக்கடல் வளாச்சி மன்றம்
செ.மு.க.எ. எண் 12 / 2024 - 26 நாள் 05.07.2024
வரைபட நிராகரண எண் 25 நாள் 05.07.2024 படி
வரைபட அனுமதி ஆணைத் ஒப்புதல் அளிக்கப்பட்டது
தலைவர்
சென்னைக்கடல் வளாச்சி
திருப்பணிகள் வளாச்சி ஒன்றியம்
சென்னைக்கடல் மாவட்டம்

பெருநகர் வளாச்சி மன்றம்
திருப்பணிகள் ஒன்றியம்
திருப்பணிகள் கட்டிடம், சென்னைக்கடல் மாவட்டம்
ஒப்புதல் அளிக்கப்பட்டது
த. எண். 2024/B/3 தேதி 16/02/2024
ந.க. எண் 05 / 2024 / 06/07/2024
உதவி இயக்குனர்
பெருநகர் வளாச்சி
திருப்பணிகள் ஒன்றியம்

Signature valid
Signed by: Assistant Director
Location:Chengalpattu
Date:2024.01.30 17:16:22

Document certified by B.Ganesan
Location:
Date 2023.

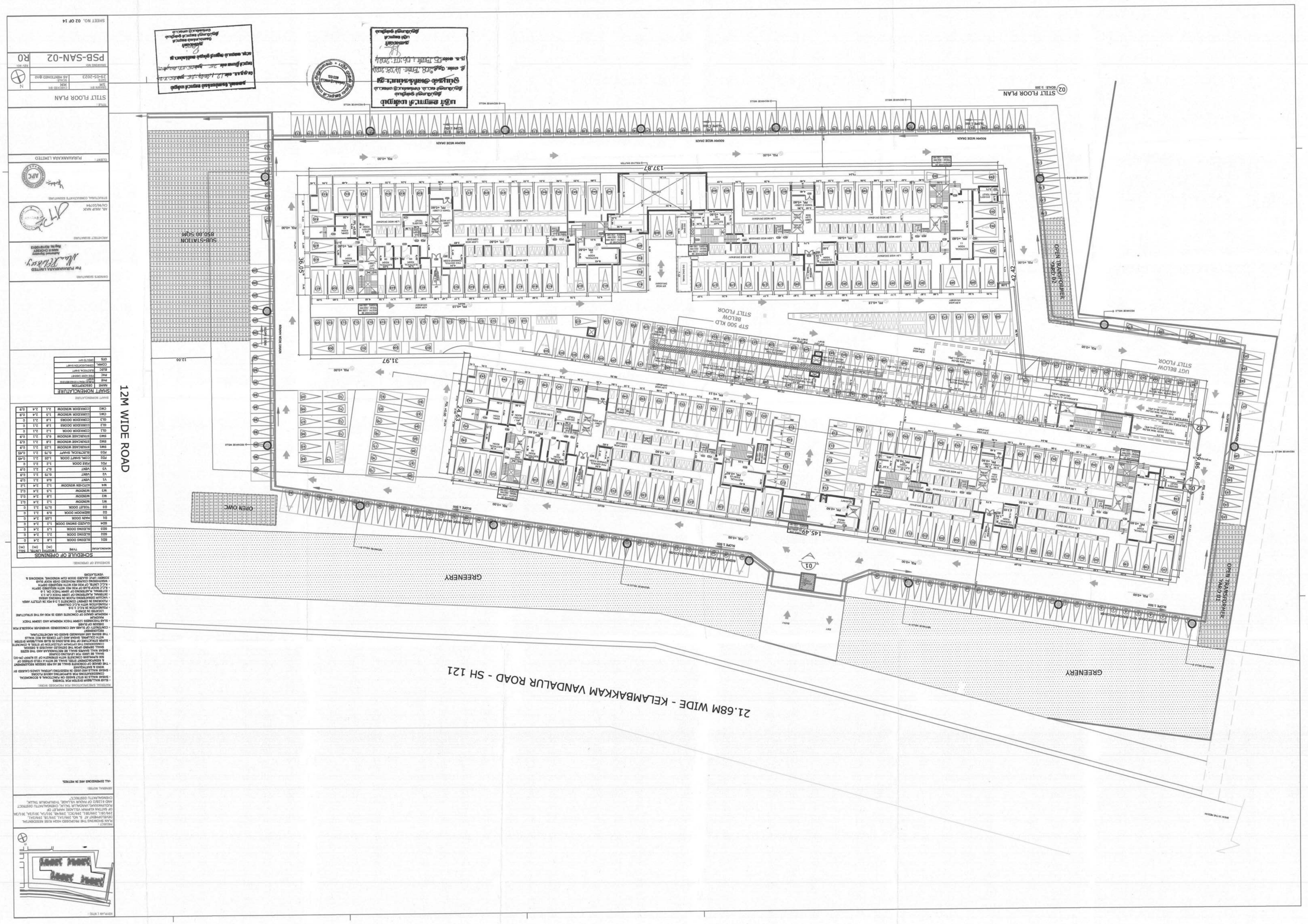
21.68M WIDE - KELAMBAKKAM VANDALUR ROAD - SH 121
12M WIDE ROAD
GREENERY
GREENERY
OPEN OWC
SUB-STATION
850.00 SQMT
UGT BELOW STILT FLOOR
STP 500 KLD BELOW STILT FLOOR
ZONE TRANSFORMER YARD 2
ZONE TRANSFORMER YARD 1
02 STILT FLOOR PLAN
SCALE 1:200
01
SCHEDULE OF OPENINGS
SHEET NO. 02 OF 14
PSB-SAN-02
R0
STILT FLOOR PLAN
PURAVANKARA LIMITED
AR. ANUP NAIR
C/96/2012/94
SHAFT NOMENCLATURE
GENERAL NOTES:
ALL DIMENSIONS ARE IN METRES.
KEYPLAN (NTS)

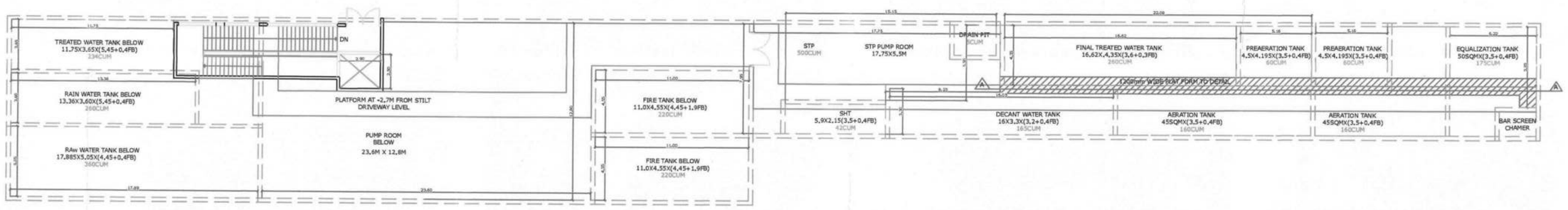

PLAN @ PLAT FORM LEVEL

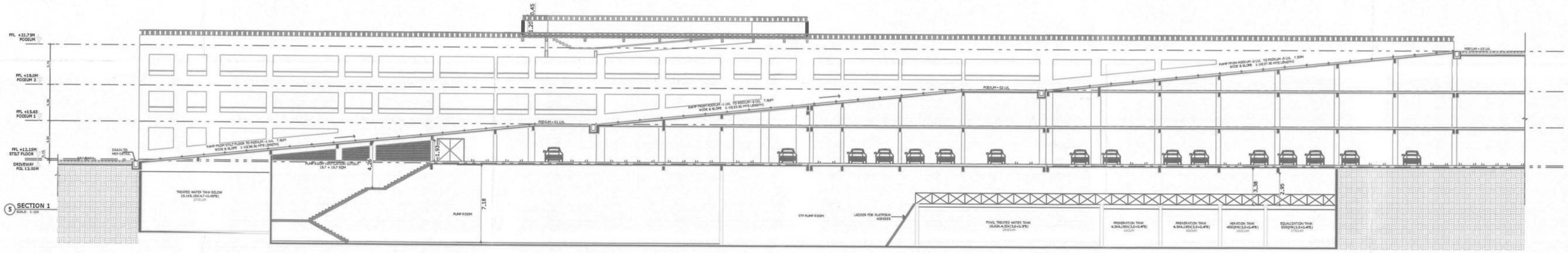

SECTION A-A

SEWAGE TREATMENT PLANT 500KLD CAPACITY

மதுரை மாநகராட்சி மன்றம்
திருப்பரங்குன்றம் ஒன்றியம்
திருப்பரங்குன்றம் வட்டம், செங்கல்பட்டு மாவட்டம்
ஒப்புதல் அளிக்கப்பட்டது
தி. எண். தேதி 2024 நாள் : 14.08.2024
ந.க. எண் 05 நாள் : 06.07.2024
தலைவர்
மதுரை மாநகராட்சி
திருப்பரங்குன்றம் ஒன்றியம்

தலைவர், கோம்பாக்கம் மாநகராட்சி மன்றம்
செ.ஆ.க.ர. எண் 12/2024 நாள் 08.07.24
மாநாட்டு தீர்மான எண். 96 நாள் 08.07.2024 ன் படி
கட்டிட வரைபடம் அனுமதி ஒப்புதல் அளிக்கப்பட்டது
தலைவர்
கோம்பாக்கம் மாநகராட்சி
திருப்பரங்குன்றம் ஒன்றியம்
செங்கல்பட்டு மாவட்டம்

KEYPLAN (NTS) :

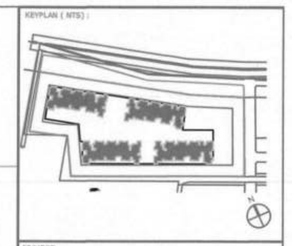

PROJECT :
PLAN SHOWING THE PROPOSED HIGH RISE RESIDENTIAL DEVELOPMENT AT S. NO. 299/1A1, 299/1B, 299/2A1, 299/2B1, 299/3B1, 299/2C1, 299/4B, 301/1A, 301/3A, 301/3A OF SATTAN KUPPAM VILLAGE[HAMLET OF PUDURAKKAM],VANDALUR TALUK, CHENGALPATTU DISTRICT AND 612B/2 OF PADUR VILLAGE, THIRUPORUR TALUK, CHENGALPATTU DISTRICT.

GENERAL NOTES:

-ALL DIMENSIONS ARE IN METRES.

MATERIAL SPECIFICATIONS FOR PROPOSED WORK:

- SLAB WALL/BEAM SYSTEM FOR TOWERS
- SHEAR WALLS IN STILT BASED ON FUNCTIONAL & ECONOMICAL CONSIDERATIONS FOR SUPPORTING ABOVE FLOORS
- SHEAR WALLS ARE USED IN RESISTING LATERAL LOADS CAUSED BY WIND & EARTHQUAKE
- THE GRADE OF CONCRETE SHALL BE AS PER DESIGN REQUIREMENT & REINFORCEMENT STEEL SHALL BE WITH A YIELD STRESS OF 415 N/MM2 (FE-415) AND A MINIMUM THICKNESS OF 10 N/MM2 (M-10) SHALL BE USED FOR LEVELING COURSE
- SHEAR WALL SHAPES SHALL BE RECTANGULAR AND THE SIZES SHALL DEPEND UPON THE DETAILED ANALYSIS & DESIGN, CONSIDERING THE OPTIMUM UTILIZATION OF STEEL & CONCRETE
- SUPER STRUCTURE OF THE BUILDING IS SLAB WALL/BEAM SYSTEM WITH COLUMNS, SHEAR AND LIFT CORES AS RCC WALLS
- THE BEAMS ARE ARRANGED BASED ON ARCHITECTURAL REQUIREMENT
- CONCRETE FLAT SLABS ARE CONSIDERED WHEREVER POSSIBLE FOR DESIGN OF SLABS
- SLAB THICKNESS 125MM THICK MINIMUM AND 150MM THICK MAXIMUM
- MINIMUM GRADE OF CONCRETE USED IS M30 AS THE STRUCTURE LOCATED IN ZONE-3
- FOUNDATION IN R.C.C 1:3:6
- FOUNDATION WITH R.C.C COLUMNS
- FLOORING IN CEMENT CONCRETE 1:2:4 MIX IN UTILITY AREA
- FLOORING IN VITRIFIED TILES IN OTHER AREAS
- INTERNAL PLASTERING OF 12MM THICK C.M 1:3
- EXTERNAL PLASTERING OF 18MM THICK CM. 1:6
- R.C.C ROOF SLAB OF M30 MIX WITH REQUIRED DEPTH
- R.C.C LINTEL OF M30 MIX WITH REQUIRED DEPTH
- WEATHERING COURSE PROVIDED OVER ROOF SLAB
- JOINERY UPVC GLAZED DOOR CUM WINDOWS, WINDOWS & VENTILATORS

SCHEDULE OF OPENINGS:

SCHEDULE OF OPENINGS

NOMENCLATURE	TYPE	WIDTH ((m)	HEIGHT ((m)	SILL (m)
SD1	SLIDING DOOR	1.8	2.4	0
SD2	SLIDING DOOR	3.1	2.4	0
SD3	SLIDING DOOR	1.5	2.4	0
SD4	GLAZED SWING DOOR	1.2	2.4	0
D1	MAIN DOOR	1.05	2.4	0
D2	BEDROOM DOOR	0.9	2.1	0
D3	TOILET DOOR	0.75	2.1	0
W1	WINDOW	1.2	2.4	0.1
W2	WINDOW	1.8	2.4	0.1
W3	WINDOW	1.5	2.4	0.1
W4	KITCHEN WINDOW	1.2	2.4	1.2
V1	VENT	0.6	2.1	0.9
V2	VENT	0.75	2.1	0.9
V3	VENT	0.7	2.1	0.9
FD1	FIRE DOOR	1.2	2.1	0
FD2	COM. SHAFT DOOR	1.05	2.1	0.45
FD3	ELECTRICAL SHAFT	0.75	2.1	0.45
SW1	STAIRCASE WINDOW	1.25	2.1	0.9
SW2	STAIRCASE WINDOW	2.8	2.1	0.9
SW3	STAIRCASE WINDOW	6.5	2.1	0.9
GL1	CORRIDOR DOOR	1.2	2.1	0
GL2	CORRIDOR DOORS	1.8	2.1	0
GL3	CORRIDOR DOORS	1.8	2.1	0
CW1	CORRIDOR WINDOW	1.5	2.4	0.9
CW2	CORRIDOR WINDOW	3.1	2.4	0.9

SHAFT NOMENCLATURE

SHAFT NOMENCLATURE

NAME	DESCRIPTION
PHE	PUBLIC HEALTH ENGINEERING SHAFT
FHC	FIRE HOSE CABINET
ELEC	ELECTRICAL SHAFT
COMM.	COMMUNICATION SHAFT
OTS	OPEN TO SKY

OWNER'S SIGNATURE:

For PURAVANKARA LIMITED
Authorised Signatory
NAME R CHOISEY
Reg No. ID/1910/013

ARCHITECT SIGNATURE:

AR. ANUP NAIK
CA/96/20794

STRUCTURAL CONSULTANT'S SIGNATURE:

CLIENT : PURAVANKARA LIMITED

TITLE :
STP LAYOUT AND SECTION

DRAWN BY: SM	CHECKED BY: MM	N
DATE: 24-05-2023	SCALE: AS MENTIONED @ A0	

DRAWING NO: PSB-SAN-14

REV NO: R0

SHEET NO. 14 OF 14

our services doesn't just end there

Buying & Selling Services

Property Buying Assistance, Property Selling Support, Market Price Analysis, Owner Outreach and Negotiation.

Legal & Documentation Services

Certified EC, Patta, legal opinions, property verification, due diligence, litigation solutions, and legal heir certificates.

Property Development & Approvals

Building plan approvals, construction, layout and sub-division approvals, zone conversion, and occupancy certification.

NRI & Investment Services

Escrow Services, Rentals, Litigation Solutions, Property Valuation and Property Management

Compliance & Special Services

Demolition, Vaasthu checks, regularization of unauthorized buildings, and office space solutions.



empowering your real estate decisions with smart tools

Property Valuation & Cost Estimation

Guideline Value, Apartment Composite Value, Stamp Duty & Registration Fees Calculator, Building Value Calculator, Capital Gains Calculator, Area Unit Converter, Length Unit Converter

Ownership, Compliance & Legal Verification

Encumbrance Certificate (EC) Search, Find Your SRO, Temple Property Check, WAQF Property Check, View Patta/Chitta, View FMB, Patta Analyzer, EC Analyzer

Zoning & Land Use Analysis

Land Use Zone Finder, CRZ Zone Check, Aquifer Zone Check, CBA Check, EWS Check, Road Width Check, Proposed Road Widening Check, FSI Calculator

Property Documentation & Workflow Tools

Forms & Templates, Document Generator, Document Translation, Dictionary

Vastu & Property Management Tools

Home Vastu Shastra, Plot Vastu Shastra, Property Management

Verified RealEstate™

We're honored to be part of your
real estate journey

3/350/2 Mettukuppam,
OMR Thoraipakkam,
Chennai, India

hello@verified.realestate
+91 9996 12 9996
www.verified.realestate