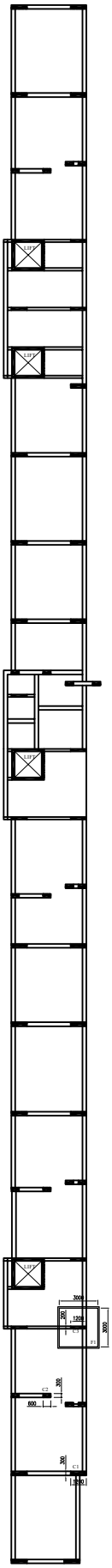

DETAIL OF FOUNDATION & PLINTH BEAM LAYOUT

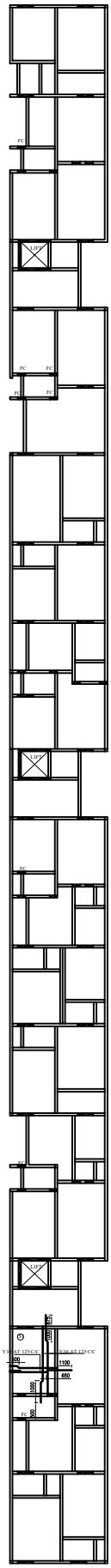

LAYOUT OF ROOF BEAM

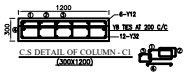

C.S DETAIL OF COLUMN - C1
(300X1200)

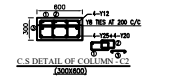

C.S DETAIL OF COLUMN - C2
(300X600)

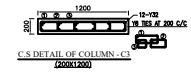

C.S DETAIL OF COLUMN - C3
(200X1200)

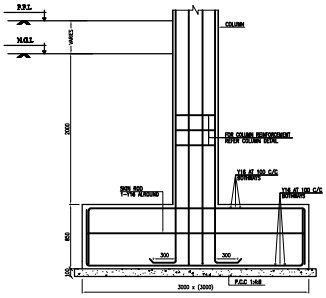

C.S DETAIL OF FOOTING - F1
(SCALE 1:25)

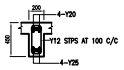

C.S DETAIL OF PLINTH BEAM
PB1- (200 X 450)

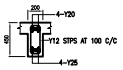

C.S DETAIL OF ROOF BEAM
RB1- (200 X 450)

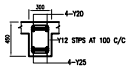

C.S DETAIL OF PLINTH BEAM
PB2- (300 X 450)

SUBMISSION DRAWING

NOTES:

- CONCRETE MIX SHOULD BE M-20
- CLEAR COVER TO THE MAIN REINFORCEMENT FOR COLUMN-40, BEAM-30, SLAB-25, R.C.WALL-30
- STEEL SHOULD BE OF GRADE Fe500
- LAP LENGTH FOR REBARS-50d
- NOT MORE THAN 50% OF BARS LAPPED AT ONE POINT
- CONDUIT PIPES SHOULD NOT GO THROUGH COLUMNS
- FOUNDATION DESIGNED FOR SEISMIC ZONE-II
- REFER SOIL REPORT FOR SUGGESTED PRECAUTIONS
- FOUNDATION DESIGNED FOR S+5 UPPER FLOORS

TITLE:

PLAN SHOWING THE PROPOSED
CONSTRUCTION OF STILT FLOOR+5 FLOORS
RESIDENTIAL BUILDING WITH 20 DWELLING
UNITS + GYM AND MULTIPURPOSE HALL IN 1ST FLOOR(18.20
M) AT NELLORE MANGUNAM ROAD, COMPRISED IN S.NO 6/1 ,2/2
& 6/2 AND AS PER PATTA PRESENT
T.S.NO-4/4,4/10,4/11,4/12, BLOCK NO-7,VADA AGARAM
VILLAGE, ANNANAGAR TALUK,CHENNAI-600 026.
WITHIN THE LIMITS OF GREATER CHENNAI CORPORATION.
DIVISION:107,ZONE:VIII.

LAYOUT & DETAIL OF FOUNDATION,
PLINTH & ROOF BEAMS

NORTH POINT	DATE: 02-07-2025
	DESIGN: S.RAJSEKAR / DRAWN: [illegible]
	SCALE: 1:100 ,25
	SHEET NO: 1

STRUCTURAL ENGINEER