PLAN SHOWING THE PROPOSED CONSTRUCTION OF STILT FLOOR (PARKING) + 3 FLOORS (HEIGHT - 14.00M) RESIDENTIAL BUILDING WITH 15 DWELLING UNITS AT ANNAI INDIRA NAGAR, MEDAVAKKAM, CHENNAI - 600 100. COMPRISED IN OLD S.NO: 206/8 (AS PER DOCUMENT) NEW S.NO: 206/8A, 8B & 8C (AS PER PATTA) OF MEDAVAKKAM VILLAGE WITHIN THE LIMITS OF ST.THOMAS MOUNT PANCHAYAT UNION.

| A) AREA STATEMENT | SQ.M. |
|---|---|
| AREA AS PER PATTA | 600.00 |
| AREA AS PER DOCUMENT | 605.39 |
| AREA CONSIDERED FOR FSI | 600.00 |
| STREET ALIGNMENT/ROAD WIDENING/LINK ROAD | 0.00 |
| OSR AREA | 0.00 |
| TOTAL FSI AREA | 1199.94 |
| FSI FACTOR | 2.000 |
| COVERAGE AREA (PERCENTAGE %) | NA |

A) PARKING STATEMENT

| VEHICLE | REQUIRED | PROVIDED |
|---|---|---|
| LORRY | - | - |
| CAR | 3 | 13 |
| TWO WHEELER | 17 | 17 |
| CYCLE | - | - |

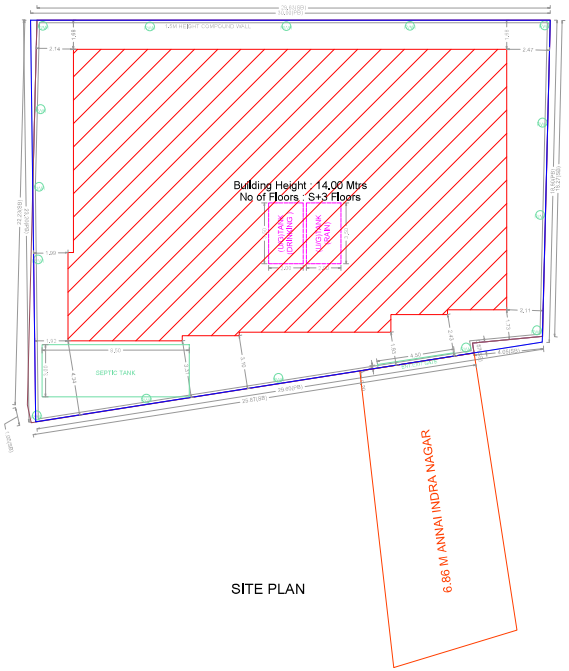


SITE PLAN

ELEVATION

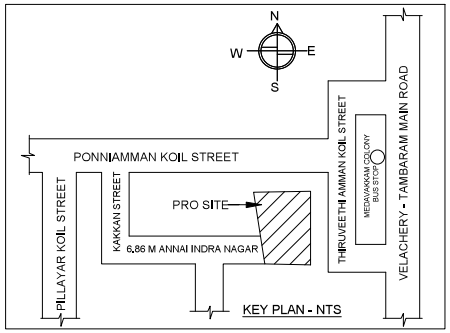


Location plan (Taken as per User Inputs)

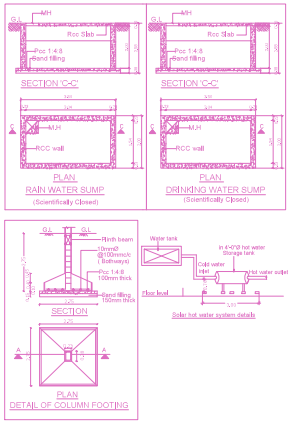

SECTION-AA

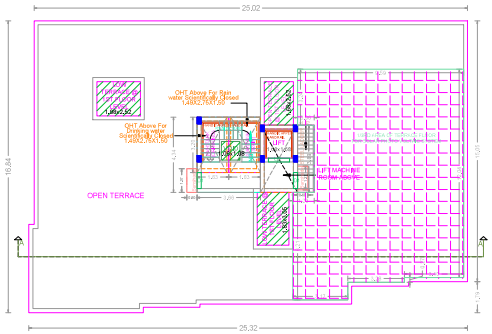


TERRACE FLOOR PLAN

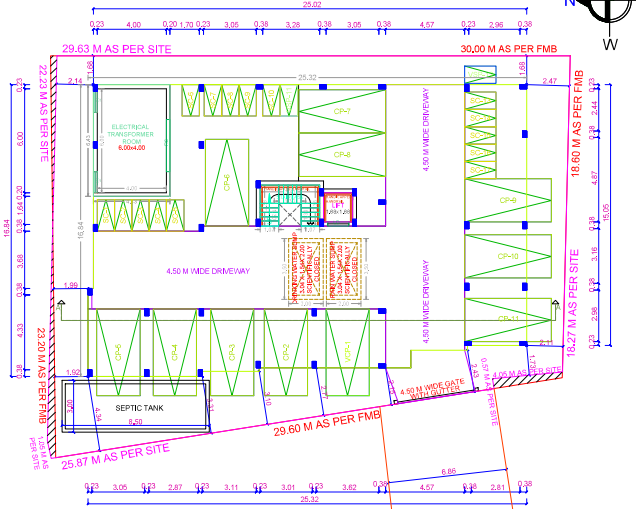


SITE CUM STILT FLOOR PLAN

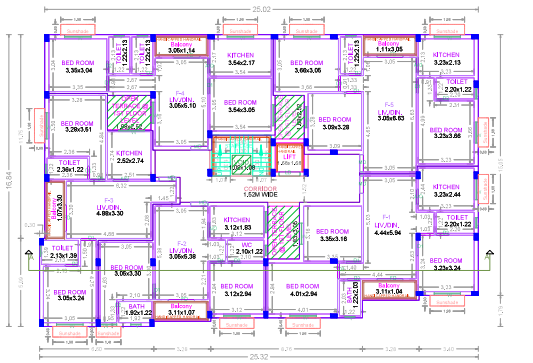


FIRST FLOOR PLAN

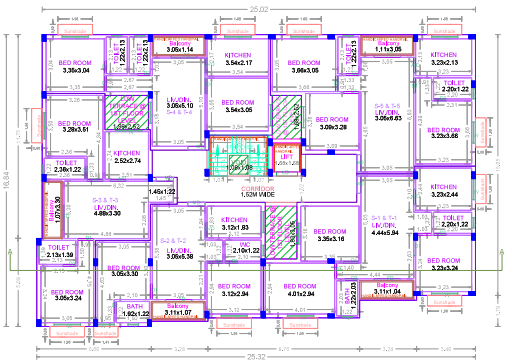


TYPICAL - 2 & 3 FLOOR PLAN

DESIGN OF SEPTIC TANK WITH UPFLOW FILTER FOR 15 DWELLINGS

NO. OF FLATS OR DWELLINGS - 15
ASSUMING 5 PERSONS FOR FLATS - 15X5=75
NO. OF PERSONS - 75
NO OF USERS ASSUMING 2 FIXTURES PER FLAT - 75X2=150NTS.
PER HOUR DISCHARGE - 150X6=900 LPM.

SEPTIC TANK

SURFACE AREA NEEDED - 900X0.93/10 =82.80 SAY 100M

VOLUME OF SEDIMENTATION:

ASSUMING 0.30M DEPTH FOR DIGESTION - 82.80X0.30M = 24.84M³
24.84X100.0/32 = 0.78M³
FOR SLUDGE STORAGE - 0.0002X365X75 = 5.47M
FREE BOARD FOR SLUDGE - 5X0.3M = 1.50M³

DEPTH = VOLUME / VOLUME = 7 / 5 = 1.40M

SIZE OF SEPTIC TANK 8.50X3.00X2.00

UPFLOW FILTER

LIQUID DEPTH OF SEPTIC TANK = 1.70M

UPFLOW FILTER DEPTH
ALLOWING 0.33M FREE BOARD 1.4 - 0.3 = 1.10M

AREA NEEDED = 1.10 / 1.10 = 1.0M

SIZE OF UPFLOW FILTER 1.50X1.50
UPFLOWNO =1 = 0.91X1.50X1.36M
UPFLOWNO =2 = 0.91X1.50X1.36M

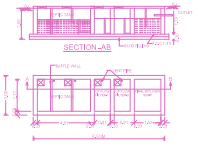


SEPTIC TANK WITH UPFLOW FILTER DETAILS

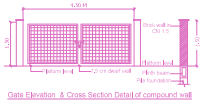

Gate Elevation & Cross Section Detail of compound wall

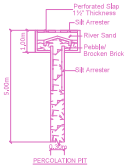

Proposed RAIN Systems
Provided as per CMDA Master Drawing No 34
Not To Scale

BUILDING WISE FSI STATEMENT

| BUILDING | NO OF SAME BUILDING | FSI AREA COMM. | FSI AREA RESI. | FSI AREA IND. | FSI AREA INST. | DU | TOTAL FSI AREA |
|---|---|---|---|---|---|---|---|
| A-1 (ANNAI ...) | | 0.00 | 1199.94 | 0.00 | 0.00 | 15 | 1199.94 |
| Total | | 0.00 | 1199.94 | 0.00 | 0.00 | 15 | 1199.94 |

FLOOR WISE FSI STATEMENT: A (ANNAI INDRA NAGAR)

| FLOORS | FSI AREA COMM. | FSI AREA RESI. | FSI AREA IND. | FSI AREA INST. | DU | TOTAL FSI AREA |
|---|---|---|---|---|---|---|
| STILT PARKING FLOOR | 0.00 | 28.47 | 0.00 | 0.00 | 0 | 28.47 |
| FIRST FLOOR | 0.00 | 390.49 | 0.00 | 0.00 | 5 | 390.49 |
| SECOND FLOOR | 0.00 | 390.49 | 0.00 | 0.00 | 5 | 390.49 |
| THIRD FLOOR | 0.00 | 390.49 | 0.00 | 0.00 | 5 | 390.49 |
| Terrace | 0.00 | 0.00 | 0.00 | 0.00 | 0 | 0.00 |
| Total | 0.00 | 1199.94 | 0.00 | 0.00 | 15 | 1199.94 |

APPROVAL CONDITION

SCALE 1:100

CMDA

CHENNAI METROPOLITAN DEVELOPMENT AUTHORITY

SUBJECT TO THE CONDITIONS MENTIONED IN THIS OFFICE

This Building Permission issued under Rule 9 of the Rules and Bye-laws to the Local Author of the MCA, MCC, for plinth or 20% and G+4F (MCC, Ma, PCK & MM) or 25% &

For Director / Member / Chief Planner / Member-Secretary
Inspection Building / non inspection Building
This building permission or high rise building Permit issued by the commission Letter No.

Signature valid

Signature valid
Digitally Signed
Parameswari Chandrasekaran Divesh
Kumar N
Sign Date: 04-06-2023 23:33:32 PM

Applicants ( Owner / Developer / Power of Attorney )

QR CODE

This is a system generated drawing as per the soft copy submitted by the Architect/ License Engineer

Signature valid
Digitally signed by Vinoth Kumar
Date: 2023.06.04 23:33:32 IST
Reason: SignerDoc
Location: Chennai

ARCH_E_(36.00_x_48.00_Inches)