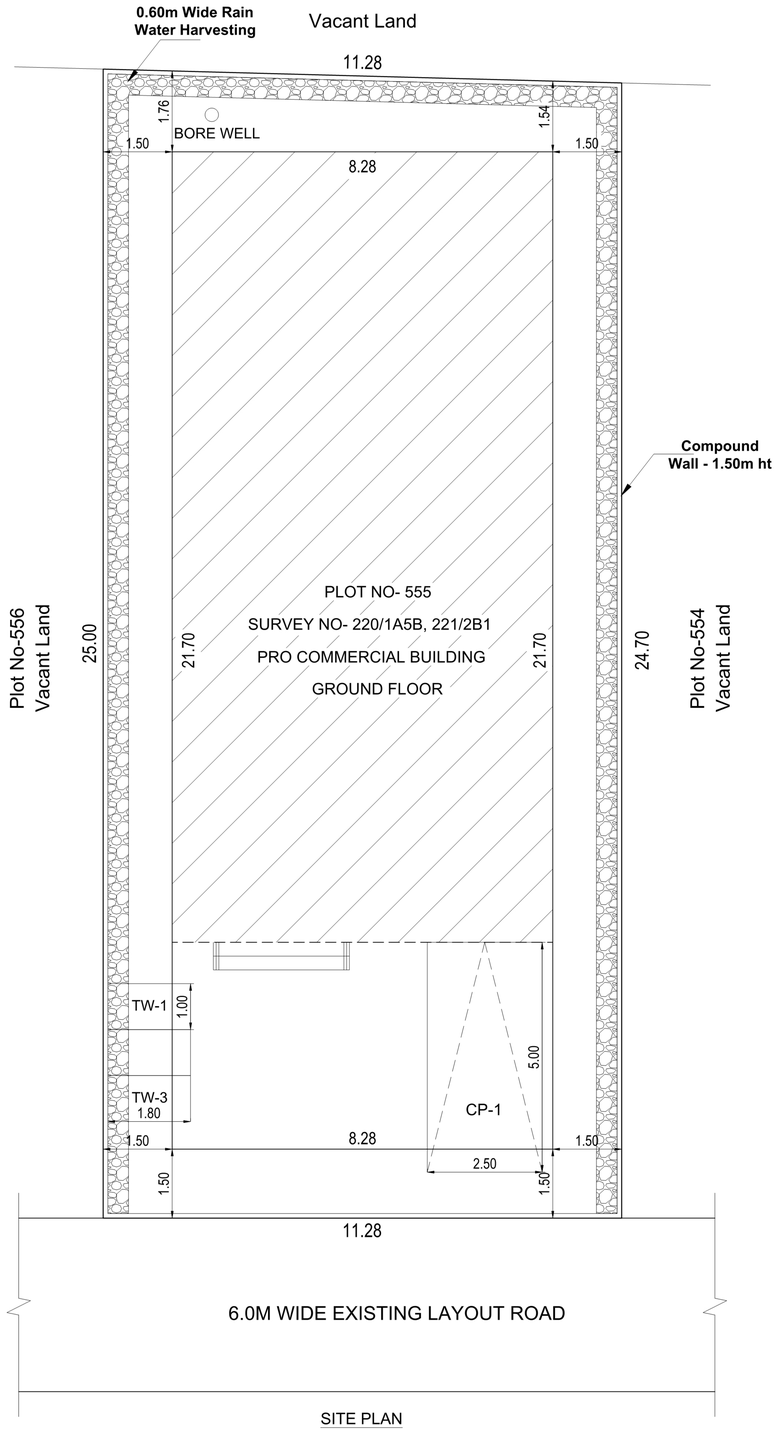

SITE PLAN
SCALE-1:100

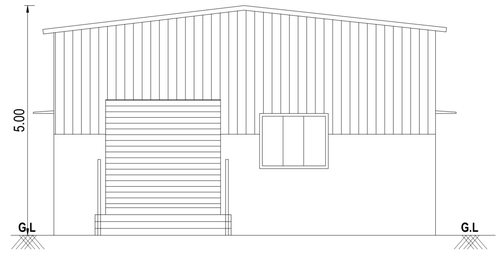

FRONT ELEVATION

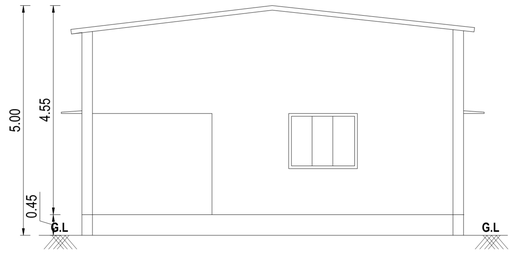

CROSS SECTION

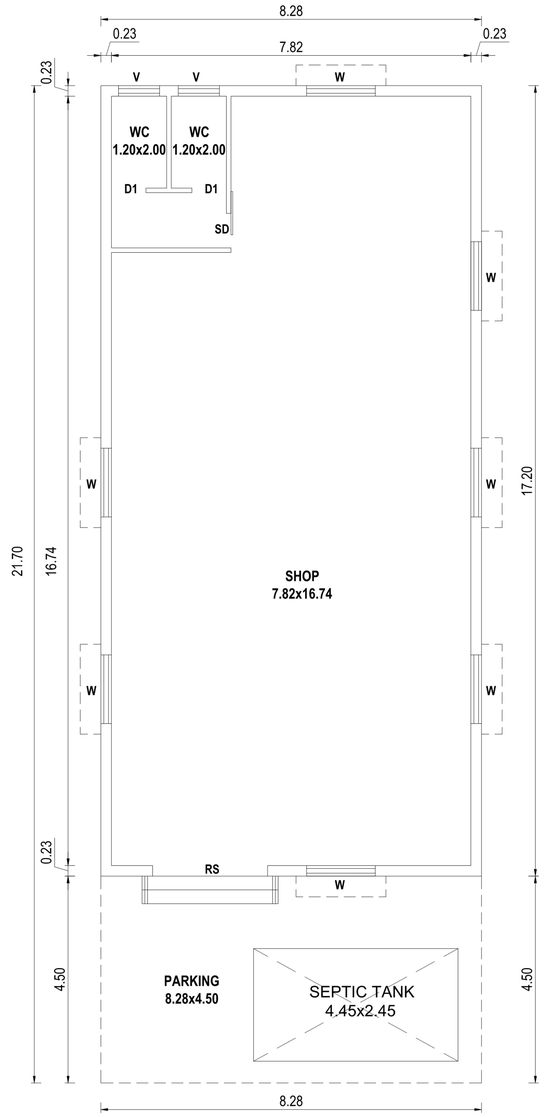

PRO. GROUND FLOOR



PRO. ROOF PLAN

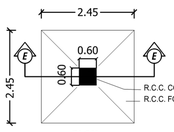

PLAN

DETAILS OF COLUMN FOOTING

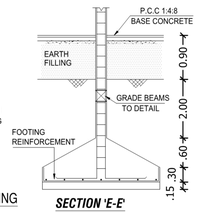

SECTION 'E-E'

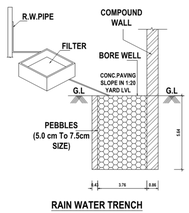

RAIN WATER TRENCH

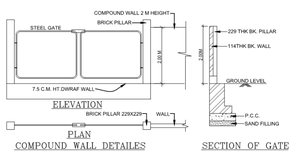

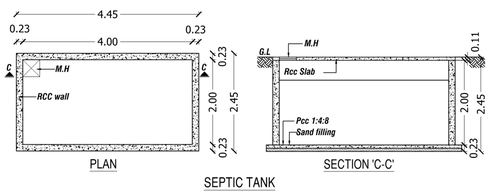

SEPTIC TANK

PLAN SHOWING THE PROPOSED CONSTRUCTION OF COMMERCIAL SHOP BUILDING IN PLOT NO-555, S.NO:220/1A5B & 221/2B1 AT SALAMANGALAM VILLAGE & PANCHAYAT AND KUNDRATHUR TALUK, KANCHEPURAM DISTRICT. KUNDRATHUR PANCHAYAT UNION LIMIT.

DOCUMENT EXTENT - 3015.0 Sq.ft / 280.10 Sq.mt

AS PER PATTA EXTENT - 226.00 Sq.mt

AREA STATEMENT OF THE PROPOSED BUILDING DETAIL :-

SL.NO	DESCRIPTION	FSI AREA. SQ.M	NON FSI AREA. SQ.M	TOTAL BUILD-UP AREA. SQ.M
1.	PRO. COMMERCIAL SHOP BUILDING GROUND FLOOR	179.68	-	179.68
	TOTAL EXTENT	179.68	-	179.68

Floor Space Index :- $\frac{179.68}{226.00}$ FSI ARCHIVED = 0.795

PARKING DESCRIPTION	REQUIRED	PROVIDED
Lorry Parking- Shop Area/100 = 179.68/100 = 1.796	1 Nos	1 Nos
Two Wheeler Parking- Shop Area/50 = 179.68/50 = 3.593	03 Nos	03 Nos

SOLAR HOT WATER SYSTEM DETAIL :

NO OF WORKERS - MALE	: 07 Nos
NO OF WORKERS - FEMALE	: 03 Nos
TOTAL NO OF WORKERS (07+03 = 10)	: 10 Nos
WATER CONSUMPTION @ 80 Lit / Person/Day	
TOTAL CONSUMPTION (10 X 80)	: 800Lits
NO OF SWHS (2000 lit Capacity)	: 1 No

N

SCALE. 1:100

Sanitary Requirements As Per TNCBDR-2019

DESCRIPTION	REQUIRED	PROVIDED
WATER CLOSET	01	02
URINAL	01	01
WASH TAPS	02	
DRINKER WATER FOUNTAINS	01	

SCHEDULE OF JOINERY

TYPE	DESCRIPTION	SIZE
RS	ROLLING SHUTTER	2.50 x 3.00
D1	DOOR - 1	0.75 x 2.20
SD	SLIDING DOOR	0.75 x 2.20
W1	WINDOW -1	1.50 x 1.20
V	VENTILATOR	0.60 x 0.90

ALL DIMENSIONS ARE IN METER

D. Sumathy

APPLICANT SIGNATURE :-

Er R. MUNUSAMY DCE.,B.Tech.,(Civil).,MIE.,
DARSHAN CONSTRUCTION / GSTIN:33AYZPM1619E1Z9
DTCP Registered Engineer Grade - I (RE)Reg No: RE/GR4/2022/07/011
Villivakkam, Chennai - 600 049
Phone: 9841607687 Email: smc1984@gmail.com

REGISTERED ENGINEER :-