PLAN SHOWING THE PROPOSED CONSTRUCTION OF RESIDENTIAL BUILDING G.F+F.F WITH TWO DWELLING UNITS AT PLOT NO: 11,SHANTHI NAGAR, SURVEY NO: 93/1A PT, (AS PER PATTA NO: 6602, SURVEY NO:93/1A24) MEVALURKUPPAM VILLAGE 'A' VILLAGE, SRIPERUMBUDUR TALUK, KANCHIPURAM DISTRICT .

LAYOUT APPROVED BY CSAR/DTCP NO: M1321/1989

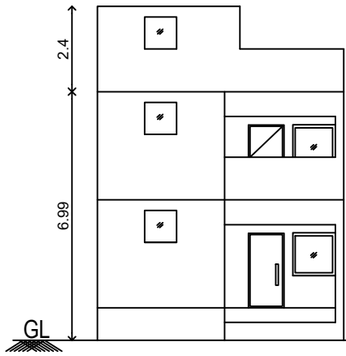

FRONT ELEVATION

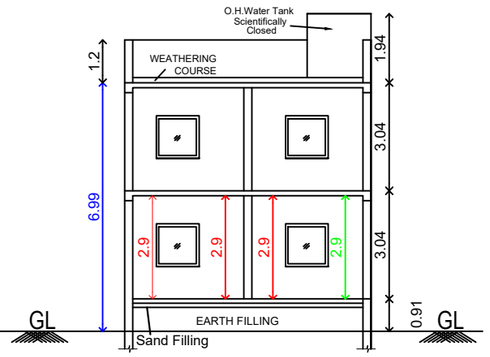

SECTION ON AA'

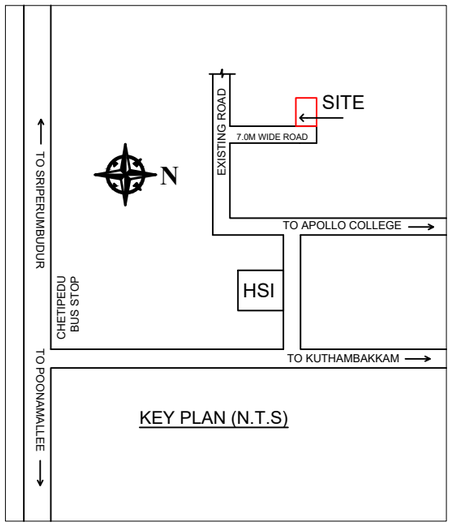

KEY PLAN (N.T.S)

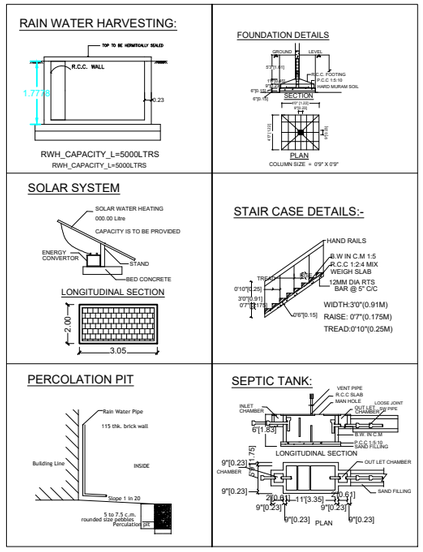

SCHEDULE OF JOINERY

TYPE	DESCRIPTION	SIZE
MD	MAIN DOOR	1.00 X2.13
D	DOOR	0.91X2.13
D1	DOOR	0.76X2.13
W	WINDOW	1.21X1.37
W1	WINDOW	0.91X1.37
J	JALLY	0.91X1.37
V	VENTILATOR	0.91X0.61

SPECIFICATIONS

R.C.C IN 1:2:4 FOR COLUMN FOOTING
COLUMN AND PLINTH BEAM.
P.C.C IN 1:4:8 FOR FOUNDATION BASE AND FLOOR BASE
CERAMIC TILES FLOOR FINISHING
SUPERSTRUCTURE BRICK WORK IN CM 1:6 9" THK.
R.C.C 1:2:4 FOR LINTEL SUNSHADE ROOF SLAB BEAMS.
CEILING PLASTERING IN CM 1:3 AND 1:5 FOR WALLS.
COUNTRY WOOD DOORS AND WINDOWS.
2 COATS OF CEMENT PAINTING FOR WALLS AND CEILING.
2 COATS OF ENAMEL PAINTING FOR WOOD WORK.
PARAPET WALL IN B.W. 1:6 9" THK. 3'0' HT.
WEATHERING COURSE IN BJL CONC. OVER ROOF SLAB

AREA STATEMENT

DESCRIPTION	AREA (SQ.M.)	AREA (SQ.FT.)
PLOT AREA(as per document)	125.70	1353
PLOT AREA(as per PATTA)	100.00	-
GROUND FLOOR	74.98	807.0
FIRST FLOOR	74.98	807.0
TOTAL	149.96	1614.0
HEADROOM	8.26	88.9
F.S.I	1.19	

OWNER: J.DURAIRAJ

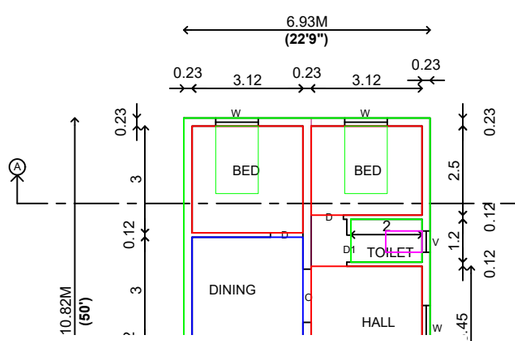

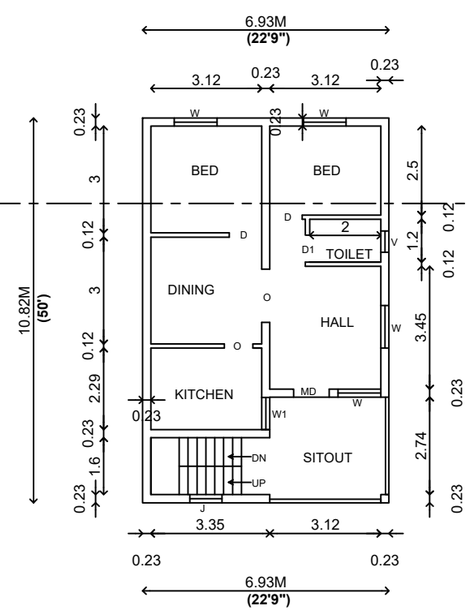

FIRST FLOOR PLAN

1:100

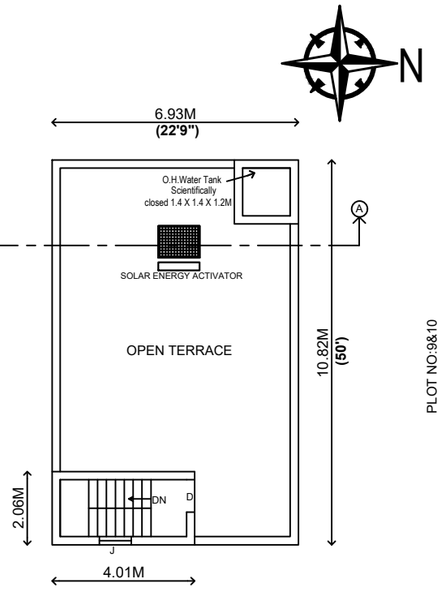

TERRACE FLOOR PLAN

1:100

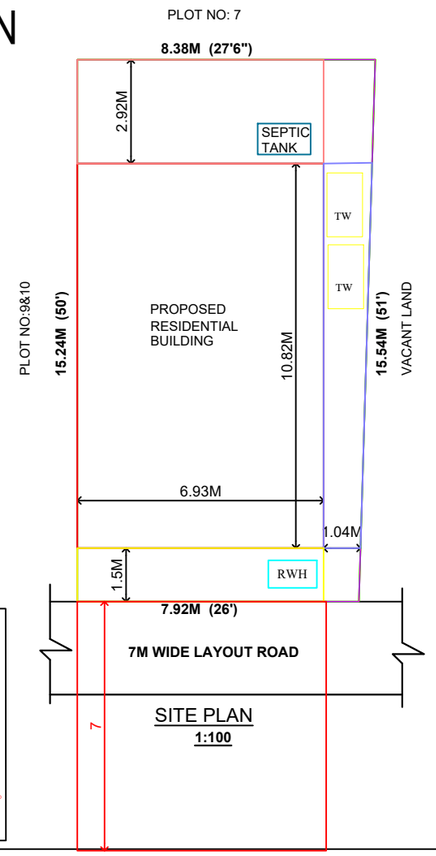

SITE PLAN

1:100

Signature Not Verified
Signed by Village Panchayat President
Location:Kancheepuram
Date:2024.11.19 17:59:57

O.RAJASEKAR D.C.E.,
Regn.No:010/LS/2020/00005
Registered Engineer-Grade-III
POONAMALLEE MUNICIPALITY
CREATIVE ENGINEERS
Cell : 9840617141