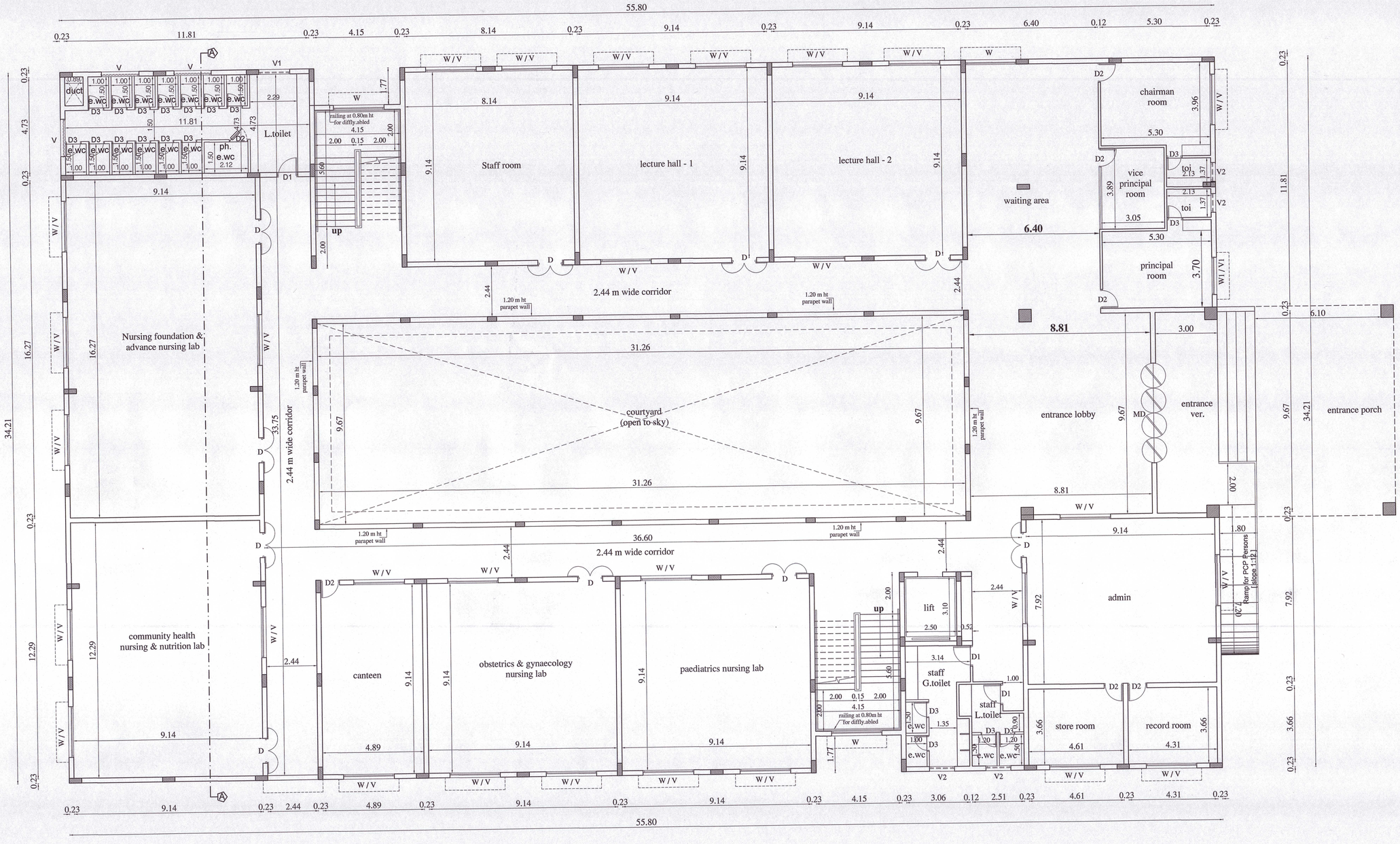

GROUND FLOOR PLAN

COLLEGE BLOCK - 1

⊗ - FIRE EXTINGUISHER

SHEET NO : 2 / 9

PLAN SHOWING THE PROPOSED NURSING COLLEGE IN SURVEY Nos : 64/13, 14, 18, 19, 20A, 20B, 21, 73/1, 2, 3, 4, 5, 8, 9, 74/6, 7, 8, 9, 10, 11, 12, 13, 14, 15, 16, 17 & 75/12 OF PERUVOYAL VILLAGE, GUMMIDIPOONDI TALUK, THIRUVALLUR DISTRICT.

AREA STATEMENTS	SQ.M
SUPERIMPOSED AREA	13045.85
PATTA AREA	13400.00
DOCUMENT AREA	13314.05

COLLEGE BLOCK - 1	BUILT-UP AREA	NON F.S.I DEDUCTION	F.S.I AREA
GROUND FLOOR AREA	1980.44	302.41	1678.03
FIRST FLOOR AREA	1894.28	302.41	1591.87
SECOND FLOOR AREA	1692.26	302.41	1389.85
TOTAL	5566.98	907.23	4659.75
HEAD ROOM AREA	84.51	84.51	
TOTAL AREA	5651.46	991.74	

SCHEDULE OF JOINERY :-

TYPE	DESCRIPTION	SIZE
D	DOOR	1.20 x 2.40
D1	DOOR	1.00 x 2.40
D2	DOOR	0.90 x 2.40
D3	DOOR	0.90 x 2.13
D4	DOOR	0.76 x 2.13
W	WINDOW	2.40 x 1.70
W /V	WINDOW/VENTILATOR	2.40 x 1.70 / 2.40 x 0.61
W1/V	WINDOW/VENTILATOR	1.80 x1.70 / 1.80 x 0.61
V	VENTILATOR	1.80 x 0.90
V1	VENTILATOR	1.50 x 0.90
V2	VENTILATOR	1.20 x 0.90

SPECIFICATIONS :-

1. R.C.C FOOTING & COLUMN IN CONCRETE M25
2. SUPER STRUCTURE :BRICKWORK SET IN cm 1:5
3. R.C.C M20 FOR LINTELS,BEAMS &SLABS
4. P.C.C 1:4:8 FOR FLOOR LEVELLING COURSE
5. P.C.C 1:5:10 IN BASEMENT FOR FOUNDATION
6. JOINERY WITH T.W FLUSH DOORS & T.W GLAZED WINDOWS & VENTILATORS
7. 3 COATS OF CEMENT PAINT TO INSIDE & OUT SIDE WALLS
8. 2 COATS OF ENAMEL PAINTS OVER ONE COAT OF PRIMER FOR JOINERY, GRILL WORK,ETC
9. WEATHERING COURSE OVER ROOF SLAB 3" THICK WITH BRICK JELLY LIME CONCRETE AND ONE LAYER OF PRESSED TILES ON TOP

SCALE : 1:100

N

COLOUR INDEX

PROPOSED

APPLICANT'S SIGNATURE

For Veeras Trust

Managing Trustee / Trustee

STRUCTURAL ENGINEER

C. KANNAN, B.E.,M.E., (Structure)
Structural Engineer,
DTCP Reg. No. CGLRCNSE/E-1/19/05/002
Door No: 21, 4th Main Road,
Indira Nagar, Chennai - 600 020.

ARCHITECT

R.SATHYANARAYANA, b.arch, a.i.i.a .,

R. SATHYANARAYANA, B.ARCH, A.I.I.A
REGISTERED ARCHITECT
COUNCIL OF ARCHITECTURE
CA/86/9895
No:55 (OLD U-12) 4th MAIN ROAD,
ANNA NAGAR, CHENNAI - 600 040

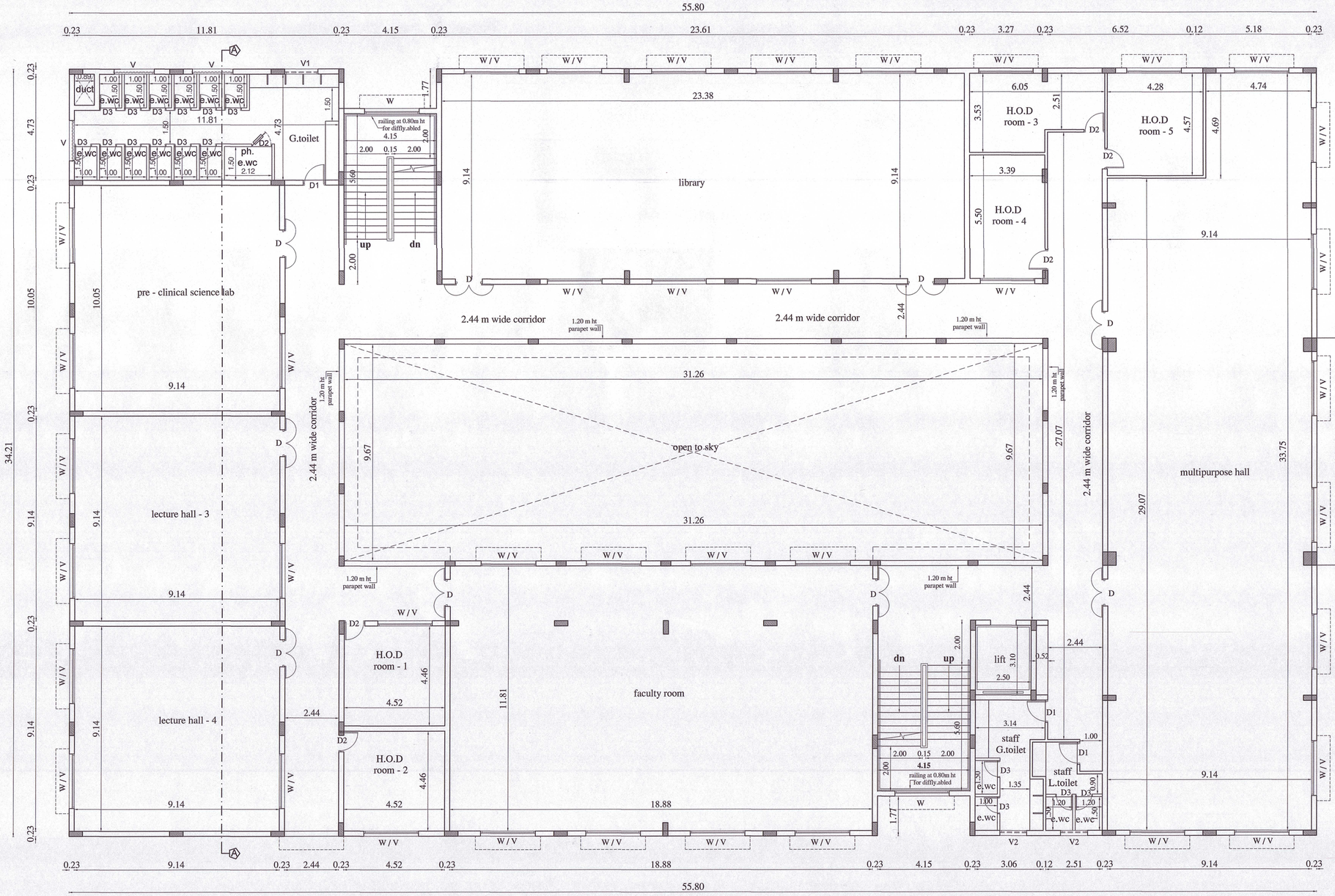

FIRST FLOOR PLAN

COLLEGE BLOCK - 1

⊗ - FIRE EXTINGUISHER

SHEET NO : 3 / 9

PLAN SHOWING THE PROPOSED NURSING COLLEGE IN SURVEY Nos : 64/13, 14, 18, 19, 20A, 20B, 21, 73/1, 2, 3, 4, 5, 8, 9, 74/6, 7, 8, 9, 10, 11, 12, 13, 14, 15, 16, 17 & 75/12 OF PERUVOYAL VILLAGE, GUMMIDIPOONDI TALUK, THIRUVALLUR DISTRICT.

AREA STATEMENTS	SQ.M
SUPERIMPOSED AREA	13045.85
PATTA AREA	13400.00
DOCUMENT AREA	13314.05

COLLEGE BLOCK - 1	BUILT-UP AREA	NON F.S.I DEDUCTION	F.S.I AREA
GROUND FLOOR AREA	1980.44	302.41	1678.03
FIRST FLOOR AREA	1894.28	302.41	1591.87
SECOND FLOOR AREA	1692.26	302.41	1389.85
TOTAL	5566.98	907.23	4659.75
HEAD ROOM AREA	84.51	84.51	
TOTAL AREA	5651.46	991.74	

SCHEDULE OF JOINERY :-

TYPE	DESCRIPTION	SIZE
D	DOOR	1.20 x 2.40
D1	DOOR	1.00 x 2.40
D2	DOOR	0.90 x 2.40
D3	DOOR	0.90 x 2.13
D4	DOOR	0.76 x 2.13
W	WINDOW	2.40 x 1.70
W /V	WINDOW/VENTILATOR	2.40 x 1.70 / 2.40 x 0.61
W1/V	WINDOW/VENTILATOR	1.80 x1.70 / 1.80 x 0.61
V	VENTILATOR	1.80 x 0.90
V1	VENTILATOR	1.50 x 0.90
V2	VENTILATOR	1.20 x 0.90

SPECIFICATIONS :-

1. R.C.C FOOTING & COLUMN IN CONCRETE M25
2. SUPER STRUCTURE :BRICKWORK SET IN cm 1:5
3. R.C.C M20 FOR LINTELS,BEAMS &SLABS
4. P.C.C 1:4:8 FOR FLOOR LEVELLING COURSE
5. P.C.C 1:5:10 IN BASEMENT FOR FOUNDATION
6. JOINERY WITH T.W FLUSH DOORS & T.W GLAZED WINDOWS & VENTILATORS
7. 3 COATS OF CEMENT PAINT TO INSIDE & OUT SIDE WALLS
8. 2 COATS OF ENAMEL PAINTS OVER ONE COAT OF PRIMER FOR JOINERY, GRILL WORK,ETC
9. WEATHERING COURSE OVER ROOF SLAB 3" THICK WITH BRICK JELLY LIME CONCRETE AND ONE LAYER OF PRESSED TILES ON TOP

SCALE : 1:100

N

COLOUR INDEX

PROPOSED

APPLICANT'S SIGNATURE

For Veeras Trust

Managing Trustee / Trustee

STRUCTURAL ENGINEER

C. KANNAN, B.E., M.E., (Structure)
Structural Engineer,
DTCP Reg. No. CGLRONSE/G-1/19/05/002
Door No: 21, 4th Main Road,
Indira Nagar, Chennai - 600 020.

ARCHITECT

R.SATHYANARAYANA, b.arch, a.i.i.a .,

R. SATHYANARAYANA, B.ARCH., A.I.I.A
REGISTERED ARCHITECT
COUNCIL OF ARCHITECTURE
CA/86/9895
No:55 (OLD U-12) 4th MAIN ROAD,
ANNA NAGAR, CHENNAI - 600 040

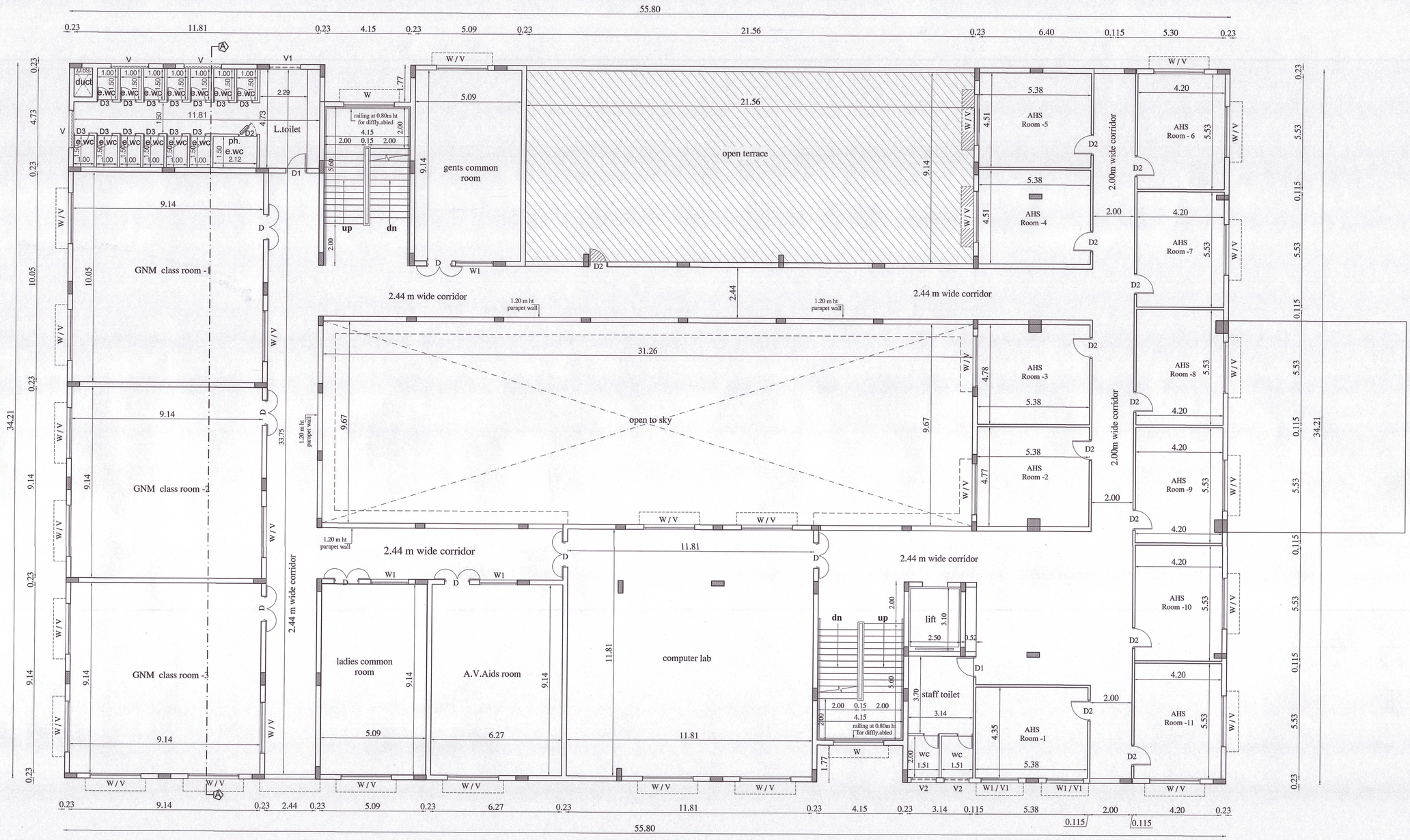

SECOND FLOOR PLAN

COLLEGE BLOCK - 1

⊗ - FIRE EXTINGUISHER

SHEET NO : 4 / 9

PLAN SHOWING THE PROPOSED NURSING COLLEGE IN SURVEY Nos : 64/13, 14, 18, 19, 20A, 20B, 21, 73/1, 2, 3, 4, 5, 8, 9, 74/6, 7, 8, 9, 10, 11, 12, 13, 14, 15, 16, 17 & 75/12 OF PERUVOYAL VILLAGE, GUMMIDIPOONDI TALUK, THIRUVALLUR DISTRICT.

AREA STATEMENTS		SQ.M	
SUPERIMPOSED AREA		13045.85	
PATTA AREA		13400.00	
DOCUMENT AREA		13314.05	
COLLEGE BLOCK - 1	BUILT-UP AREA	NON F.S.I DEDUCTION	F.S.I AREA
GROUND FLOOR AREA	1980.44	302.41	1678.03
FIRST FLOOR AREA	1894.28	302.41	1591.87
SECOND FLOOR AREA	1692.26	302.41	1389.85
TOTAL	5566.98	907.23	4659.75
HEAD ROOM AREA	84.51	84.51	
TOTAL AREA	5651.46	991.74	

SCHEDULE OF JOINERY :-

TYPE	DESCRIPTION	SIZE
D	DOOR	1.20 x 2.40
D1	DOOR	1.00 x 2.40
D2	DOOR	0.90 x 2.40
D3	DOOR	0.90 x 2.13
D4	DOOR	0.76 x 2.13
W	WINDOW	2.40 x 1.70
W / V	WINDOW/VENTILATOR	2.40 x 1.70 / 2.40 x 0.61
W1/V	WINDOW/VENTILATOR	1.80 x1.70 / 1.80 x 0.61
V	VENTILATOR	1.80 x 0.90
V1	VENTILATOR	1.50 x 0.90
V2	VENTILATOR	1.20 x 0.90

SPECIFICATIONS :-

1. R.C.C FOOTING & COLUMN IN CONCRETE M25
2. SUPER STRUCTURE :BRICKWORK SET IN cm 1:5
3. R.C.C M20 FOR LINTELS,BEAMS &SLABS
4. P.C.C 1:4:8 FOR FLOOR LEVELLING COURSE
5. P.C.C 1:5:10 IN BASEMENT FOR FOUNDATION
6. JOINERY WITH T.W FLUSH DOORS & T.W GLAZED WINDOWS & VENTILATORS
7. 3 COATS OF CEMENT PAINT TO INSIDE & OUT SIDE WALLS
8. 2 COATS OF ENAMEL PAINTS OVER ONE COAT OF PRIMER FOR JOINERY, GRILL WORK,ETC
9. WEATHERING COURSE OVER ROOF SLAB 3" THICK WITH BRICK JELLY LIME CONCRETE AND ONE LAYER OF PRESSED TILES ON TOP

SCALE : 1:100

N

COLOUR INDEX

PROPOSED

APPLICANT'S SIGNATURE

For Veeras Trust

Managing Trustee / Trustee

STRUCTURAL ENGINEER

C. KANNAN, B.E., M.E., (Structure)
Structural Engineer,
DTCP Reg. No. CGLRGN/SE/Gr.I/19/05/002
Door No: 21, 4th Main Road,
Indira Nagar, Chennai - 600 020.

ARCHITECT

R.SATHYANARAYANA, b.arch, a.i.i.a .,

R. SATHYANARAYANA, B.ARCH., A.I.I.A
REGISTERED ARCHITECT
COUNCIL OF ARCHITECTURE
CA/86/9895
No:55 (OLD U-12) 4th MAIN ROAD,
ANNA NAGAR, CHENNAI - 600 040



EAST ELEVATION

COLLEGE BLOCK - 1

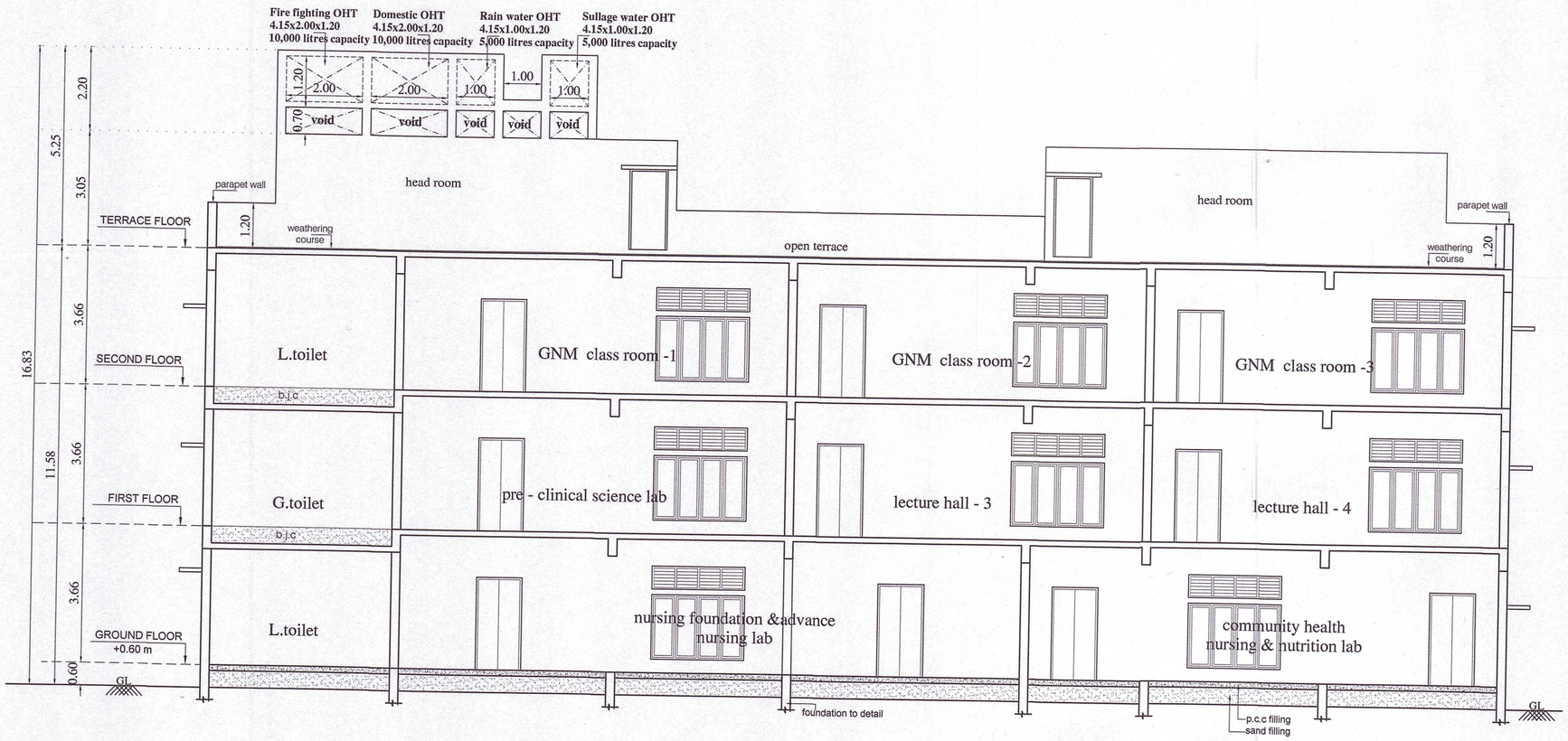

SECTION-"AA"

COLLEGE BLOCK - 1

SHEET NO : 6 / 9

PLAN SHOWING THE PROPOSED NURSING COLLEGE IN SURVEY Nos : 64/13, 14, 18, 19, 20A, 20B, 21, 73/1, 2, 3, 4, 5, 8, 9, 74/6, 7, 8, 9, 10, 11, 12, 13, 14, 15, 16, 17 & 75/12 OF PERUVOYAL VILLAGE, GUMMIDIPOONDI TALUK, THIRUVALLUR DISTRICT.

AREA STATEMENTS	SQ.M
SUPERIMPOSED AREA	13045.85
PATTA AREA	13400.00
DOCUMENT AREA	13314.05

COLLEGE BLOCK - 1	BUILT-UP AREA	NON F.S.I DEDUCTION	F.S.I AREA
GROUND FLOOR AREA	1980.44	302.41	1678.03
FIRST FLOOR AREA	1894.28	302.41	1591.87
SECOND FLOOR AREA	1692.26	302.41	1389.85
TOTAL	5566.98	907.23	4659.75
HEAD ROOM AREA	84.51	84.51	
TOTAL AREA	5651.46	991.74	

SCHEDULE OF JOINERY :-

TYPE	DESCRIPTION	SIZE
D	DOOR	1.20 x 2.40
D1	DOOR	1.00 x 2.40
D2	DOOR	0.90 x 2.40
D3	DOOR	0.90 x 2.13
D4	DOOR	0.76 x 2.13
W	WINDOW	2.40 x 1.70
W /V	WINDOW/VENTILATOR	2.40 x 1.70 / 2.40 x 0.61
W1/V	WINDOW/VENTILATOR	1.80 x1.70 / 1.80 x 0.61
V	VENTILATOR	1.80 x 0.90
V1	VENTILATOR	1.50 x 0.90
V2	VENTILATOR	1.20 x 0.90

SPECIFICATIONS :-

1. R.C.C FOOTING & COLUMN IN CONCRETE M25
2. SUPER STRUCTURE :BRICKWORK SET IN cm 1:5
3. R.C.C M20 FOR LINTELS,BEAMS &SLABS
4. P.C.C 1:4:8 FOR FLOOR LEVELLING COURSE
5. P.C.C 1:5:10 IN BASEMENT FOR FOUNDATION
6. JOINERY WITH T.W FLUSH DOORS & T.W GLAZED WINDOWS & VENTILATORS
7. 3 COATS OF CEMENT PAINT TO INSIDE & OUT SIDE WALLS
8. 2 COATS OF ENAMEL PAINTS OVER ONE COAT OF PRIMER FOR JOINERY, GRILL WORK,ETC
9. WEATHERING COURSE OVER ROOF SLAB 3" THICK WITH BRICK JELLY LIME CONCRETE AND ONE LAYER OF PRESSED TILES ON TOP

SCALE : 1:100

N

COLOUR INDEX

PROPOSED

APPLICANT'S SIGNATURE

For Veeras Trust

Managing Trustee / Trustee

STRUCTURAL ENGINEER

C. KANNAN, B.E., M.E., (Structure)
Structural Engineer,
DTCP Reg. No. CGLRGN/SE/Gr.I/19/05/002
Door No: 21, 4th Main Road,
Indira Nagar, Chennai - 600 020.

ARCHITECT

R.SATHYANARAYANA, b.arch, a.i.i.a .,

R. SATHYANARAYANA, B.ARCH., A.I.I.A
REGISTERED ARCHITECT
COUNCIL OF ARCHITECTURE
CA/86/9895
No:55 (OLD U-12) 4th MAIN ROAD,
ANNA NAGAR, CHENNAI - 600 040

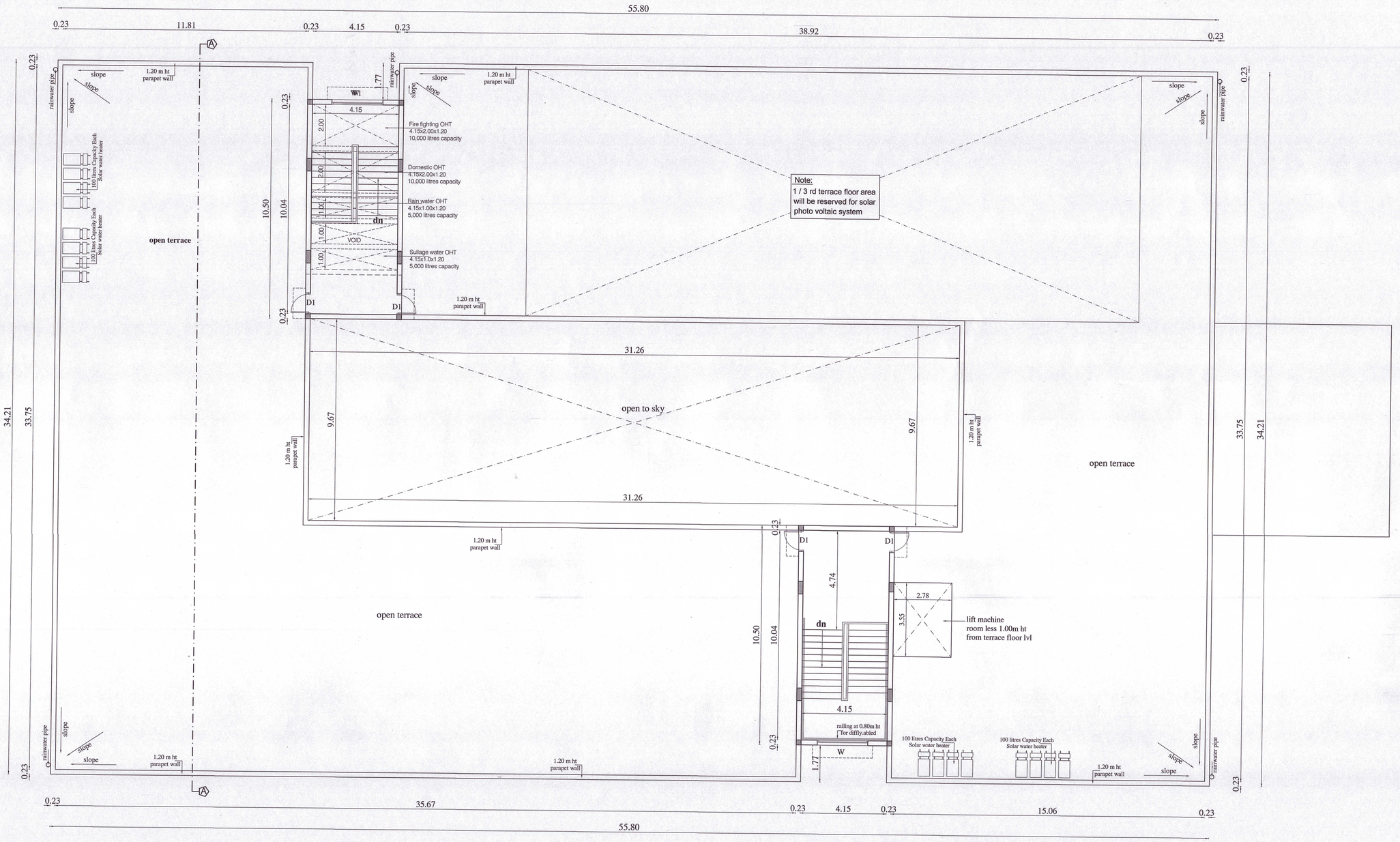

TERRACE FLOOR PLAN

COLLEGE BLOCK - 1

⊗ - FIRE EXTINGUISHER

SHEET NO : 5 / 9

PLAN SHOWING THE PROPOSED NURSING COLLEGE IN SURVEY Nos : 64/13, 14, 18, 19, 20A, 20B, 21, 73/1, 2, 3, 4, 5, 8, 9, 74/6, 7, 8, 9, 10, 11, 12, 13, 14, 15, 16, 17 & 75/12 OF PERUVOYAL VILLAGE, GUMMIDIPOONDI TALUK, THIRUVALLUR DISTRICT.

AREA STATEMENTS	SQ.M
SUPERIMPOSED AREA	13045.85
PATTA AREA	13400.00
DOCUMENT AREA	13314.05

COLLEGE BLOCK - 1	BUILT-UP AREA	NON F.S.I DEDUCTION	F.S.I AREA
GROUND FLOOR AREA	1980.44	302.41	1678.03
FIRST FLOOR AREA	1894.28	302.41	1591.87
SECOND FLOOR AREA	1692.26	302.41	1389.85
TOTAL	5566.98	907.23	4659.75
HEAD ROOM AREA	84.51	84.51	
TOTAL AREA	5651.46	991.74	

SCHEDULE OF JOINERY :-

TYPE	DESCRIPTION	SIZE
D	DOOR	1.20 x 2.40
D1	DOOR	1.00 x 2.40
D2	DOOR	0.90 x 2.40
D3	DOOR	0.90 x 2.13
D4	DOOR	0.76 x 2.13
W	WINDOW	2.40 x 1.70
W /V	WINDOW/VENTILATOR	2.40 x 1.70 / 2.40 x 0.61
W1/V	WINDOW/VENTILATOR	1.80 x1.70 / 1.80 x 0.61
V	VENTILATOR	1.80 x 0.90
V1	VENTILATOR	1.50 x 0.90
V2	VENTILATOR	1.20 x 0.90

SPECIFICATIONS :-

1. R.C.C FOOTING & COLUMN IN CONCRETE M25
2. SUPER STRUCTURE :BRICKWORK SET IN cm 1:5
3. R.C.C M20 FOR LINTELS,BEAMS &SLABS
4. P.C.C 1:4:8 FOR FLOOR LEVELLING COURSE
5. P.C.C 1:5:10 IN BASEMENT FOR FOUNDATION
6. JOINERY WITH T.W FLUSH DOORS & T.W GLAZED WINDOWS & VENTILATORS
7. 3 COATS OF CEMENT PAINT TO INSIDE & OUT SIDE WALLS
8. 2 COATS OF ENAMEL PAINTS OVER ONE COAT OF PRIMER FOR JOINERY, GRILL WORK,ETC
9. WEATHERING COURSE OVER ROOF SLAB 3" THICK WITH BRICK JELLY LIME CONCRETE AND ONE LAYER OF PRESSED TILES ON TOP

SCALE : 1:100	DATE : 14-07-2023
JOB NO : 1649	DRAWN : Jds

N

COLOUR INDEX

PROPOSED

APPLICANT'S SIGNATURE

For Veeras Trust

Managing Trustee / Trustee

STRUCTURAL ENGINEER

C. KANNAN, B.E.,M.E., (Structure)
Structural Engineer,
DTCP Reg. No. CGLRCNSE/Gr.I/19/05/002
Door No: 21, 4th Main Road,
Indira Nagar, Chennai - 600 020.

ARCHITECT

R.SATHYANARAYANA, b.arch, a.i.i.a .,

R. SATHYANARAYANA, B.ARCH., A.I.I.A
REGISTERED ARCHITECT
COUNCIL OF ARCHITECTURE
CA/86/9895
No:55 (OLD U-12) 4th MAIN ROAD,
ANNA NAGAR, CHENNAI - 600 040

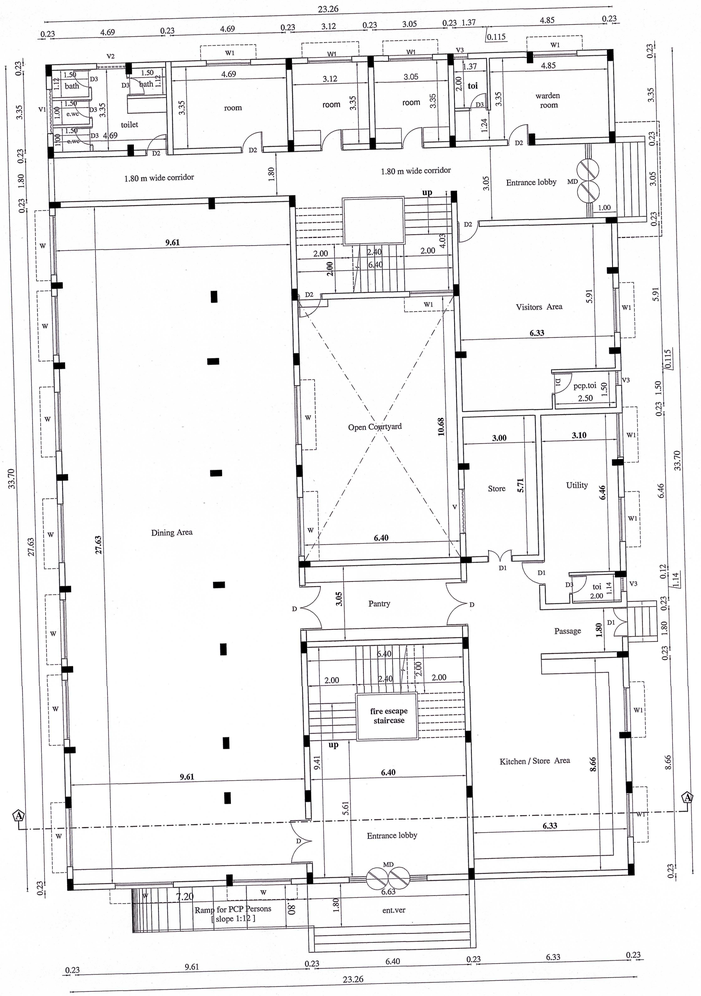

GROUND FLOOR PLAN

GIRLS' HOSTEL BLOCK - 2

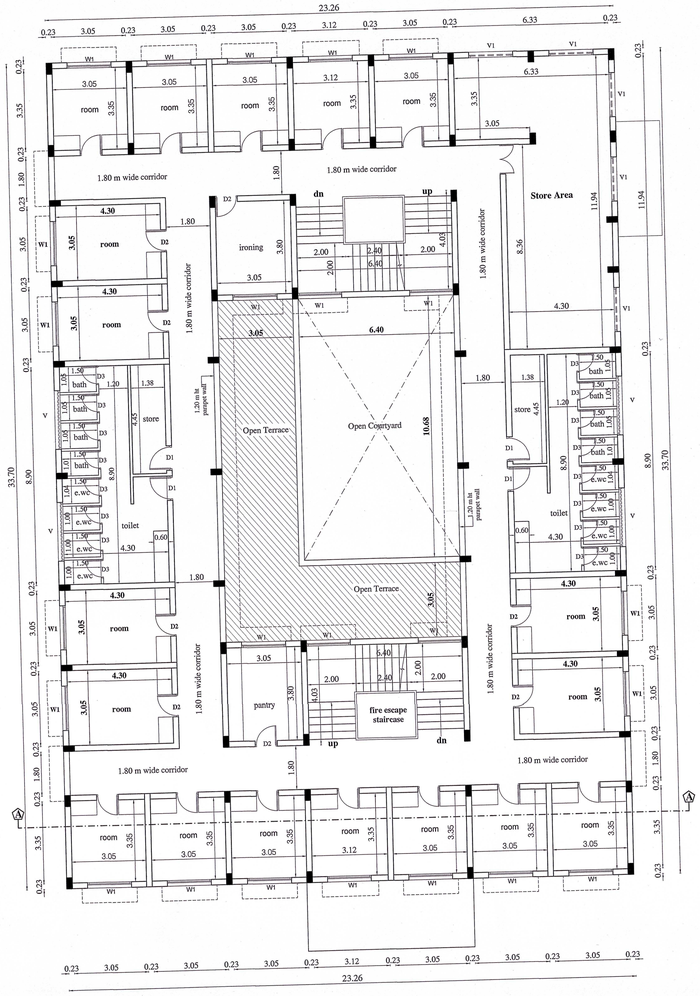

FIRST FLOOR PLAN

GIRLS' HOSTEL BLOCK - 2

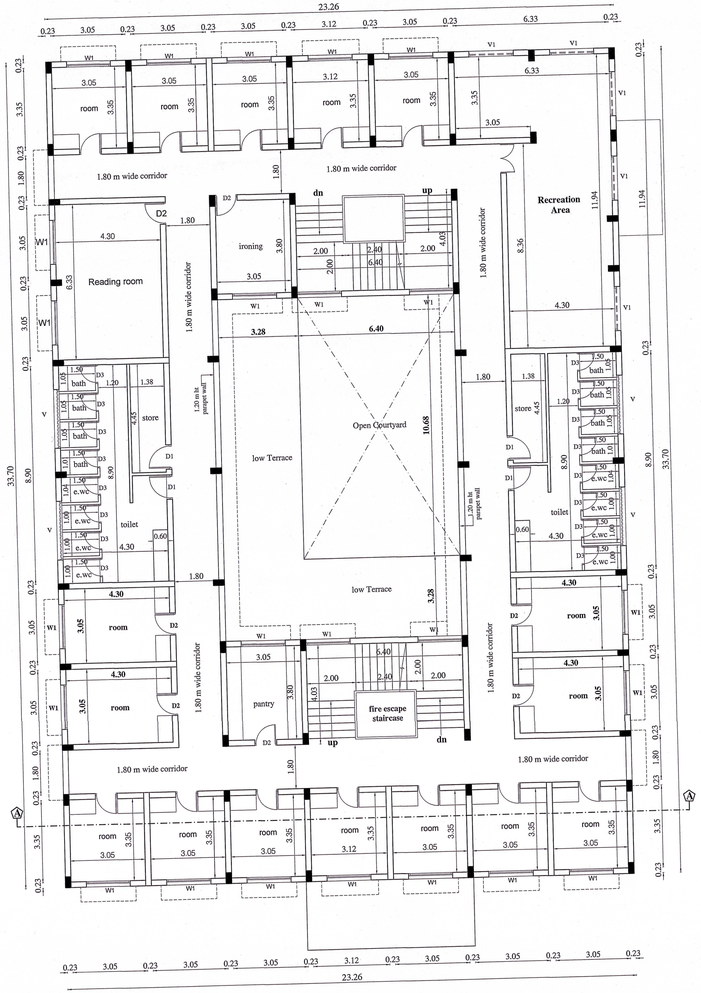

SECOND FLOOR PLAN

GIRLS' HOSTEL BLOCK - 2

⊗ - FIRE EXTINGUISHER

SHEET NO : 7 / 9

PLAN SHOWING THE PROPOSED NURSING COLLEGE IN SURVEY Nos : 64/13, 14, 18, 19, 20A, 20B, 21, 73/1, 2, 3, 4, 5, 8, 9, 74/6, 7, 8, 9, 10, 11, 12, 13, 14, 15, 16, 17 & 75/12 OF PERUVOYAL VILLAGE, GUMMIDIPOONDI TALUK, THIRUVALLUR DISTRICT.

AREA STATEMENTS	SQ.M
SUPERIMPOSED AREA	13045.85
PATTA AREA	13400.00
DOCUMENT AREA	13314.05

GIRLS' HOSTEL BLOCK - 2

GROUND FLOOR AREA	803.07	68.70	734.85
FIRST FLOOR AREA	783.86	135.11	648.75
SECOND FLOOR AREA	783.86	135.11	648.75
	2370.79	338.68	2032.35
HEAD ROOM AREA	86.32	86.32	
TOTAL AREA	2457.11	425.24	

SCHEDULE OF JOINERY :-

TYPE	DESCRIPTION	SIZE
D	DOOR	1.20 x 2.40
D1	DOOR	1.00 x 2.40
D2	DOOR	0.90 x 2.40
D3	DOOR	0.90 x 2.13
D4	DOOR	0.76 x 2.13
W	WINDOW	2.40 x 1.70
W /V	WINDOW/VENTILATOR	2.40 x 1.70 / 2.40 x 0.61
W1/V	WINDOW/VENTILATOR	1.80 x1.70 / 1.80 x 0.61
V	VENTILATOR	1.80 x 0.90
V1	VENTILATOR	1.50 x 0.90
V2	VENTILATOR	1.20 x 0.90

SPECIFICATIONS :-

1. R.C.C FOOTING & COLUMN IN CONCRETE M25
2. SUPER STRUCTURE :BRICKWORK SET IN cm 1:5
3. R.C.C M20 FOR LINTELS,BEAMS &SLABS
4. P.C.C 1:4:8 FOR FLOOR LEVELLING COURSE
5. P.C.C 1:5:10 IN BASEMENT FOR FOUNDATION
6. JOINERY WITH T.W FLUSH DOORS & T.W GLAZED WINDOWS & VENTILATORS
7. 3 COATS OF CEMENT PAINT TO INSIDE & OUT SIDE WALLS
8. 2 COATS OF ENAMEL PAINTS OVER ONE COAT OF PRIMER FOR JOINERY, GRILL WORK,ETC
9. WEATHERING COURSE OVER ROOF SLAB 3" THICK WITH BRICK JELLY LIME CONCRETE AND ONE LAYER OF PRESSED TILES ON TOP

SCALE : 1:100

N

COLOUR INDEX

PROPOSED

APPLICANT'S SIGNATURE

For Veeras Trust

Managing Trustee / Trustee

STRUCTURAL ENGINEER

C. KANNAN, B.E., M.E., (Structure)
Structural Engineer,
DTCP Reg. No. CGLRGN/SE/Gr.I/19/05/002
Door No: 21, 4th Main Road,
Indira Nagar, Chennai - 600 020.

ARCHITECT

R.SATHYANARAYANA, b.arch, a.i.i.a .,

R. SATHYANARAYANA, B.ARCH., A.I.I.A
REGISTERED ARCHITECT
COUNCIL OF ARCHITECTURE
CA/86/9895
No:55 (OLD U-12) 4th MAIN ROAD,
ANNA NAGAR, CHENNAI - 600 040

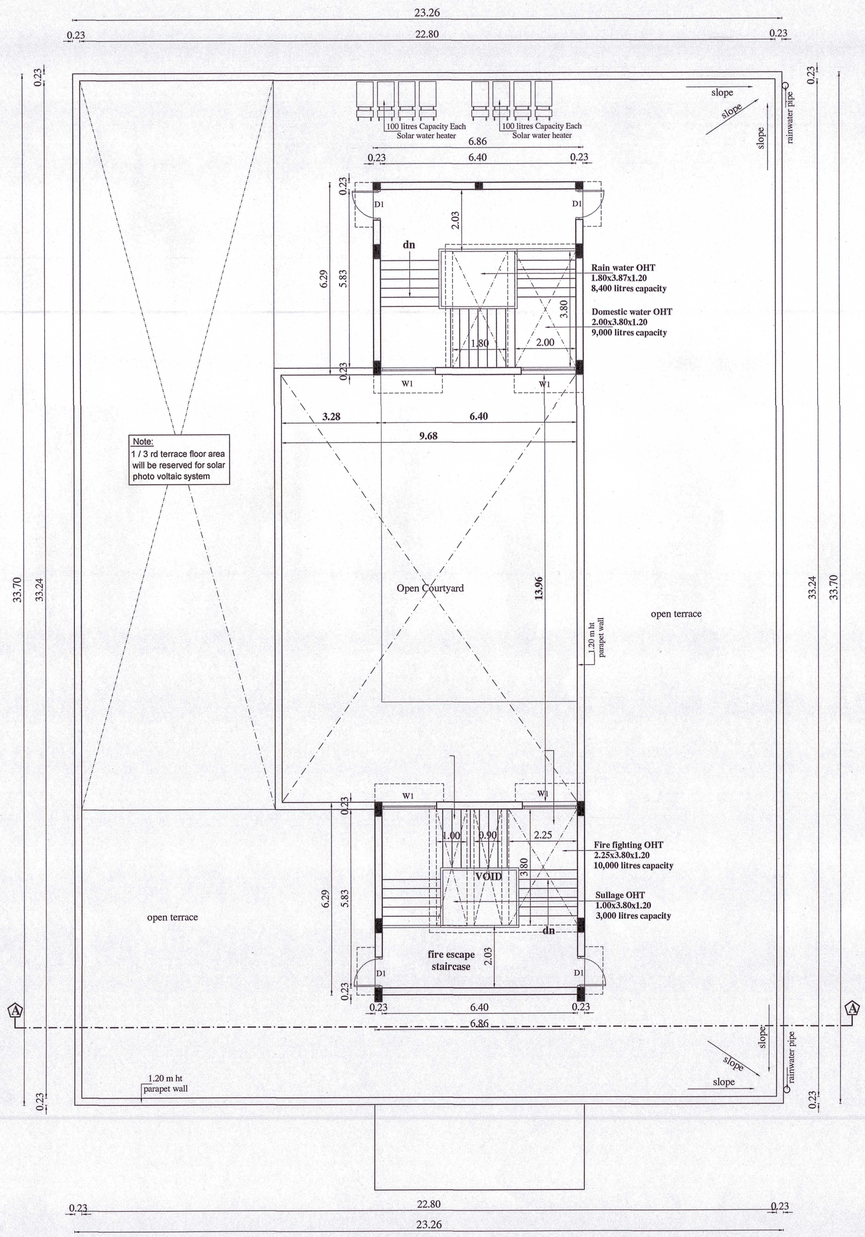

TERRACE FLOOR PLAN

GIRLS' HOSTEL BLOCK - 2



SOUTH ELEVATION

GIRLS' HOSTEL BLOCK - 2

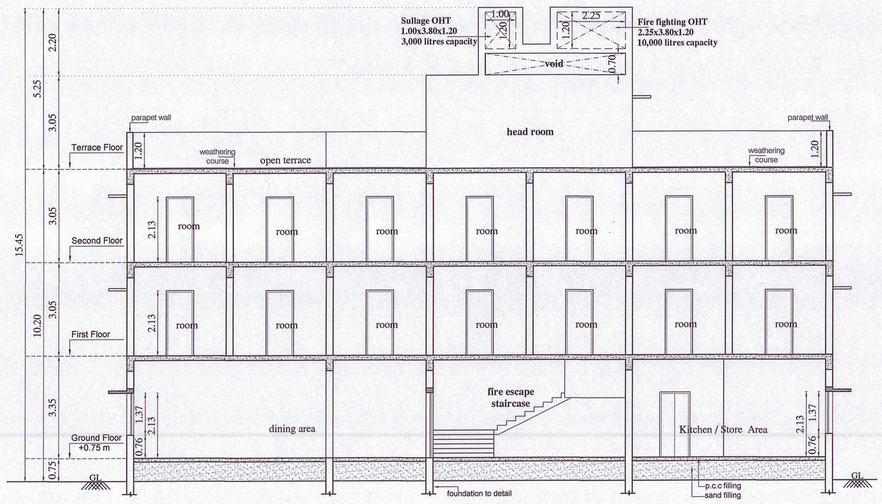

SECTION-"AA"

GIRLS' HOSTEL BLOCK - 2

SHEET NO : 8 / 9

PLAN SHOWING THE PROPOSED NURSING COLLEGE IN SURVEY Nos : 64/13, 14, 18, 19, 20A, 20B, 21, 73/1, 2, 3, 4, 5, 8, 9, 74/6, 7, 8, 9, 10, 11, 12, 13, 14, 15, 16, 17 & 75/12 OF PERUVOYAL VILLAGE, GUMMIDIPOONDI TALUK, THIRUVALLUR DISTRICT.

AREA STATEMENTS	SQ.M
SUPERIMPOSED AREA	13045.85
PATTA AREA	13400.00
DOCUMENT AREA	13314.05

GIRLS' HOSTEL BLOCK - 2			
GROUND FLOOR AREA	803.07	68.70	734.85
FIRST FLOOR AREA	783.86	135.11	648.75
SECOND FLOOR AREA	783.86	135.11	648.75
	2370.79	338.68	2032.35
HEAD ROOM AREA	86.32	86.32	
TOTAL AREA	2457.11	425.24	

SCHEDULE OF JOINERY :-

TYPE	DESCRIPTION	SIZE
D	DOOR	1.20 x 2.40
D1	DOOR	1.00 x 2.40
D2	DOOR	0.90 x 2.40
D3	DOOR	0.90 x 2.13
D4	DOOR	0.76 x 2.13
W	WINDOW	2.40 x 1.70
W /V	WINDOW/VENTILATOR	2.40 x 1.70 / 2.40 x 0.61
W1/V	WINDOW/VENTILATOR	1.80 x1.70 / 1.80 x 0.61
V	VENTILATOR	1.80 x 0.90
V1	VENTILATOR	1.50 x 0.90
V2	VENTILATOR	1.20 x 0.90

SPECIFICATIONS :-

1. R.C.C FOOTING & COLUMN IN CONCRETE M25
2. SUPER STRUCTURE :BRICKWORK SET IN cm 1:5
3. R.C.C M20 FOR LINTELS,BEAMS &SLABS
4. P.C.C 1:4:8 FOR FLOOR LEVELLING COURSE
5. P.C.C 1:5:10 IN BASEMENT FOR FOUNDATION
6. JOINERY WITH T.W FLUSH DOORS & T.W GLAZED WINDOWS & VENTILATORS
7. 3 COATS OF CEMENT PAINT TO INSIDE & OUT SIDE WALLS
8. 2 COATS OF ENAMEL PAINTS OVER ONE COAT OF PRIMER FOR JOINERY, GRILL WORK,ETC
9. WEATHERING COURSE OVER ROOF SLAB 3" THICK WITH BRICK JELLY LIME CONCRETE AND ONE LAYER OF PRESSED TILES ON TOP

SCALE : 1:100

N

COLOUR INDEX

PROPOSED

APPLICANT'S SIGNATURE

For Veeras Trust

Managing Trustee / Trustee

STRUCTURAL ENGINEER

C. KANNAN, B.E., M.E., (Structure)
Structural Engineer,
DTCP Reg. No. CGLRGN/SE/Gr.I/19/05/002
Door No: 21, 4th Main Road,
Indira Nagar, Chennai - 600 020.

ARCHITECT

R.SATHYANARAYANA, b.arch, a.i.i.a .,

R. SATHYANARAYANA, B.ARCH., A.I.I.A
REGISTERED ARCHITECT
COUNCIL OF ARCHITECTURE
CA/86/9895
No:55 (OLD U-12) 4th MAIN ROAD,
ANNA NAGAR, CHENNAI - 600 040

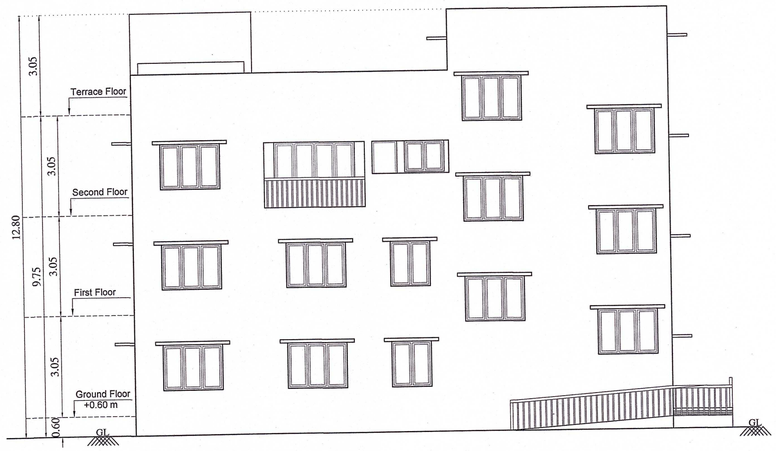

SOUTH ELEVATION

BOY'S HOSTEL & STAFF QUARTERS BLOCK - 3

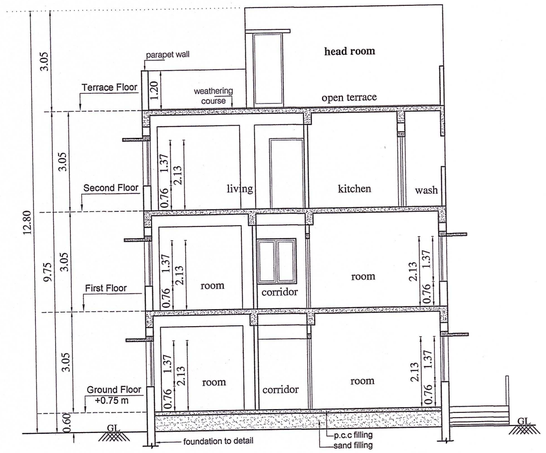

SECTION-"AA"

BOY'S HOSTEL & STAFF QUARTERS BLOCK - 3

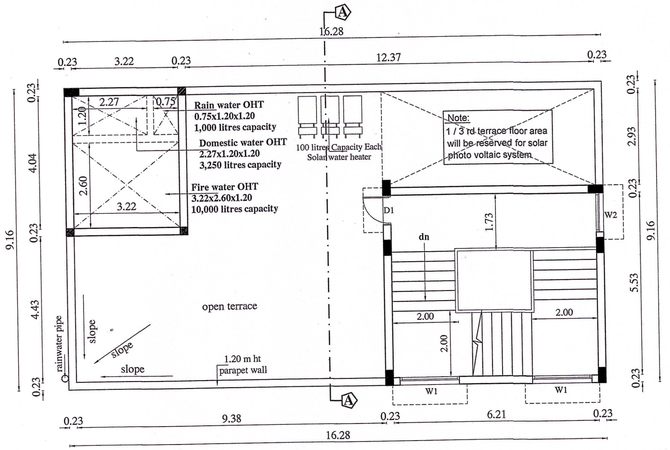

TERRACE FLOOR PLAN

BOY'S HOSTEL & STAFF QUARTERS BLOCK - 3

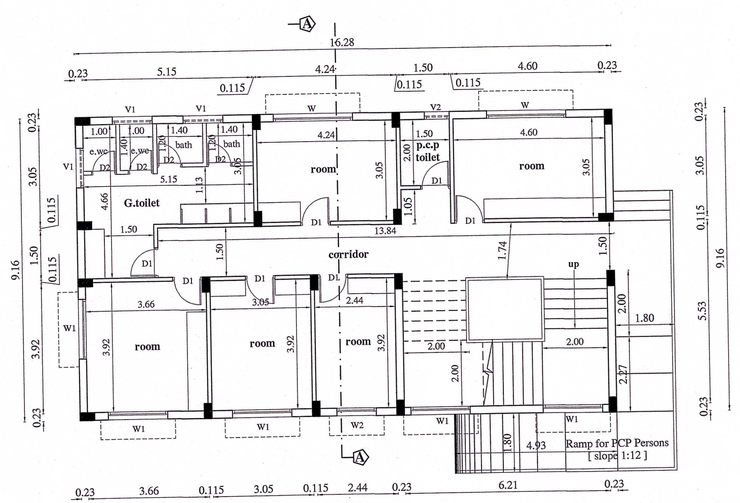

GROUND FLOOR PLAN

BOY'S HOSTEL & STAFF QUARTERS BLOCK - 3

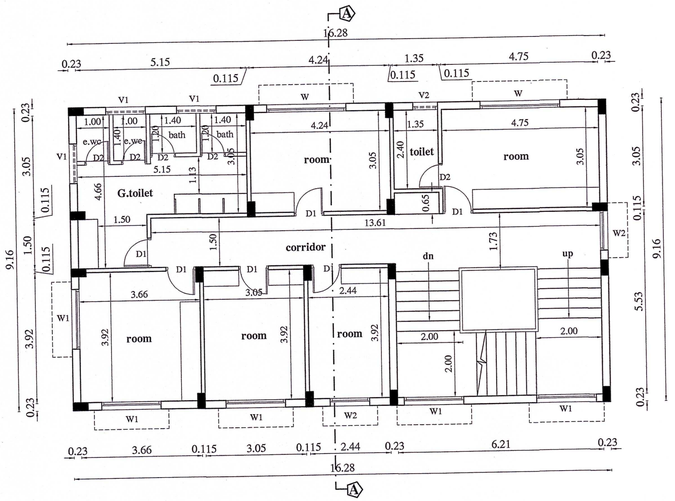

FIRST FLOOR PLAN

BOY'S HOSTEL & STAFF QUARTERS BLOCK - 3

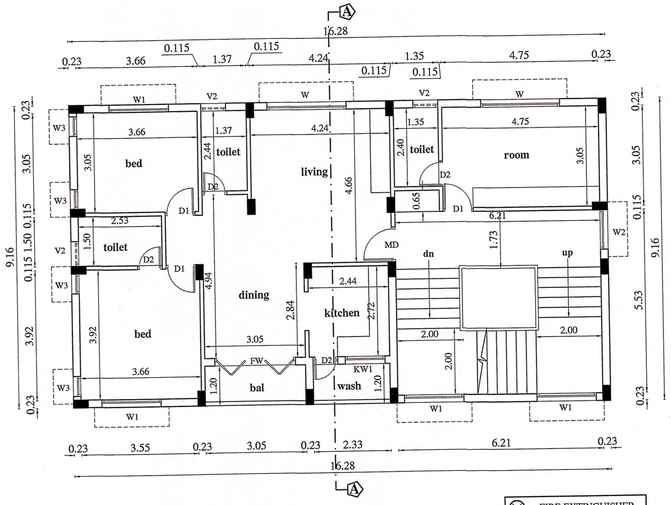

SECOND FLOOR PLAN

BOY'S HOSTEL & STAFF QUARTERS BLOCK - 3

⊗ - FIRE EXTINGUISHER

SHEET NO : 9 / 9

PLAN SHOWING THE PROPOSED NURSING COLLEGE IN SURVEY Nos : 64/13, 14, 18, 19, 20A, 20B, 21, 73/1, 2, 3, 4, 5, 8, 9, 74/6, 7, 8, 9, 10, 11, 12, 13, 14, 15, 16, 17 & 75/12 OF PERUVOYAL VILLAGE, GUMMIDIPOONDI TALUK, THIRUVALLUR DISTRICT.

AREA STATEMENTS	SQ.M
SUPERIMPOSED AREA	13045.85
PATTA AREA	13400.00
DOCUMENT AREA	13314.05

BOY'S HOSTEL & STAFF QUARTERS BLOCK - 3

GROUND FLOOR AREA	149.12	–	149.12
FIRST FLOOR AREA	149.12	–	149.12
SECOND FLOOR AREA	149.12	–	149.12
	447.36	–	447.36
HEAD ROOM AREA	42.79	42.79	
TOTAL AREA	490.15	42.79	

SCHEDULE OF JOINERY :-

TYPE	DESCRIPTION	SIZE
D	DOOR	1.20 x 2.40
D1	DOOR	1.00 x 2.40
D2	DOOR	0.90 x 2.40
D3	DOOR	0.90 x 2.13
D4	DOOR	0.76 x 2.13
W	WINDOW	2.40 x 1.70
W /V	WINDOW/VENTILATOR	2.40 x 1.70 / 2.40 x 0.61
W1/V	WINDOW/VENTILATOR	1.80 x1.70 / 1.80 x 0.61
V	VENTILATOR	1.80 x 0.90
V1	VENTILATOR	1.50 x 0.90
V2	VENTILATOR	1.20 x 0.90

SPECIFICATIONS :-

1. R.C.C FOOTING & COLUMN IN CONCRETE M25
2. SUPER STRUCTURE :BRICKWORK SET IN cm 1:5
3. R.C.C M20 FOR LINTELS,BEAMS &SLABS
4. P.C.C 1:4:8 FOR FLOOR LEVELLING COURSE
5. P.C.C 1:5:10 IN BASEMENT FOR FOUNDATION
6. JOINERY WITH T.W FLUSH DOORS & T.W GLAZED WINDOWS & VENTILATORS
7. 3 COATS OF CEMENT PAINT TO INSIDE & OUT SIDE WALLS
8. 2 COATS OF ENAMEL PAINTS OVER ONE COAT OF PRIMER FOR JOINERY, GRILL WORK,ETC
9. WEATHERING COURSE OVER ROOF SLAB 3" THICK WITH BRICK JELLY LIME CONCRETE AND ONE LAYER OF PRESSED TILES ON TOP

SCALE : 1:100

N

COLOUR INDEX

PROPOSED

APPLICANT'S SIGNATURE

For Veeras Trust

Managing Trustee / Trustee

STRUCTURAL ENGINEER

C. KANNAN, B.E.,M.E., (Structure)
Structural Engineer
DTCP Reg. No. CO/LR/NB/Cs-319/05/202
Door No: 21, 4th Main Road,
Indira Nagar, Chennai - 600 020.

ARCHITECT

R.SATHYANARAYANA, b.arch, a.i.i.a .,

R. SATHYANARAYANA, B.ARCH., A.I.I.A
REGISTERED ARCHITECT
COUNCIL OF ARCHITECTURE
CA/86/9895
No:55 (OLD U-12) 4th MAIN ROAD,
ANNA NAGAR, CHENNAI - 600 040

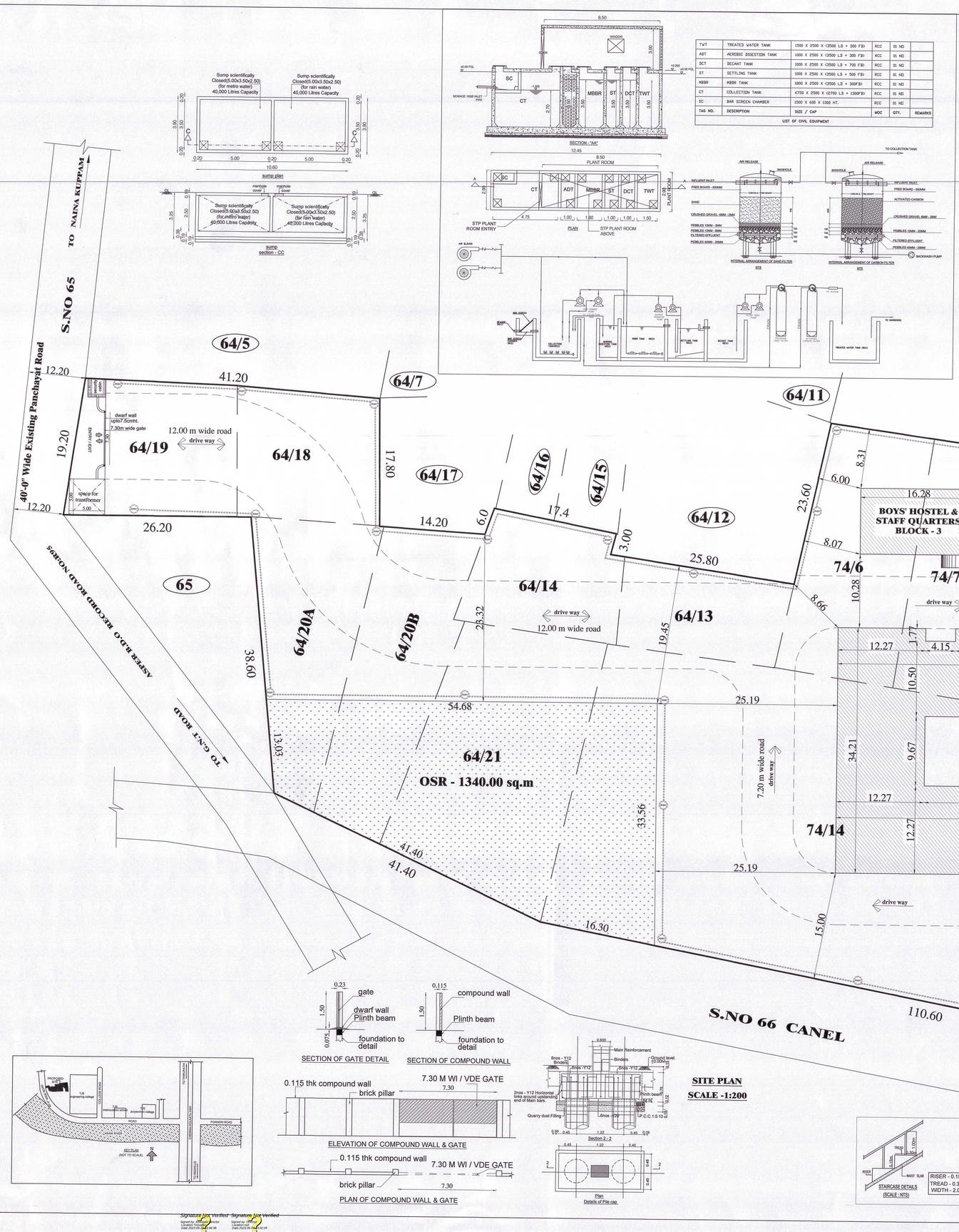

TWT	TREATED WATER TANK	1500 X 2500 X 3500 L.D + 300 F.B	RCC	01 NO	
AST	AEROBIC DIGESTION TANK	1000 X 2500 X 3500 L.D + 300 F.B	RCC	01 NO	
DCT	DECANT TANK	1000 X 2500 X 3500 L.D + 700 F.B	RCC	01 NO	
ST	SETTLING TANK	1000 X 2500 X 3500 L.D + 500 F.B	RCC	01 NO	
MBBR	MBBR TANK	1800 X 2500 X 3500 L.D + 300F.B	RCC	01 NO	
CT	COLLECTION TANK	4750 X 2500 X 12700 L.D + 1300F.B	RCC	01 NO	
SC	BAR SCREEN CHAMBER	1500 X 600 X 1300 HT.	RCC	01 NO	
TAG NO.	DESCRIPTION	SIZE / CAP	MOC	QTY.	REMARKS

LIST OF CIVIL EQUIPMENT

SHEET NO : 1 / 9

PLAN SHOWING THE PROPOSED NURSING COLLEGE IN SURVEY Nos : 64/13, 14, 18, 19, 20A, 20B, 21, 73/1, 2, 3, 4, 5, 8, 9, 74/6, 7, 8, 9, 10, 11, 12, 13, 14, 15, 16, 17 & 75/12 OF PERUVOYAL VILLAGE, GUMMIDIPOONDI TALUK, THIRUVALLUR DISTRICT.

AREA STATEMENTS			SQ.M
SUPERIMPOSED AREA			13045.85
PATTA AREA			13400.00
DOCUMENT AREA			13314.05
COLLEGE BLOCK - 1	BUILT-UP AREA	NON F.S.I DEDUCTION	F.S.I AREA
GROUND FLOOR AREA	1980.44	302.41	1678.03
FIRST FLOOR AREA	1894.28	302.41	1591.87
SECOND FLOOR AREA	1692.26	302.41	1389.85
TOTAL	5566.98	907.23	4659.75
HEAD ROOM AREA	84.51	84.51	
TOTAL AREA	5651.46	991.74	4659.75
GIRLS' HOSTEL BLOCK - 2			
GROUND FLOOR AREA	803.07	68.70	734.85
FIRST FLOOR AREA	783.86	135.11	648.75
SECOND FLOOR AREA	783.86	135.11	648.75
	2370.79	338.68	2032.35
HEAD ROOM AREA	86.32	86.32	
TOTAL AREA	2457.11	425.24	2032.35
BOY'S HOSTEL & STAFF QUARTERS BLOCK - 3			
GROUND FLOOR AREA	149.12	–	149.12
FIRST FLOOR AREA	149.12	–	149.12
SECOND FLOOR AREA	149.12	–	149.12
	447.36	–	447.36
HEAD ROOM AREA	42.79	42.79	
TOTAL AREA	490.15	42.79	447.36
STP PUMP ROOM AREA	25.81		25.81
TOTAL AREA	8,624.53	1,459.3	7165.27
SECURITY ROOM	6.25	6.25	

F.S.I = 7165.27 / 13045.85 = 0.549

PARKING STATEMENTS FOR COLLEGE :

TOTAL NO.OF CLASS ROOM - 8 Nos.
TOTAL CLASS ROOM AREA - 668.32 sq.m

PARKING DETAILS	REQUIRED	PROVIDED
CAR	8 Nos.	8 Nos.
TWO WHEELER	14 Nos.	14 Nos.

SANITATION REQUIREMENT FOR COLLEGE :

TOTAL NO.OF CLASS ROOM - 8 Nos.
NO.OF STUDENTS EACH CLASS ROOM - 40 Nos.
TOTAL NO.OF STUDENTS - 320 Nos.
TOTAL NO.OF BOYS - 160 Nos.
TOTAL NO.OF GIRLS - 160 Nos.

SANITATION REQUIREMENTS FOR BOYS :

SANITARY UNIT	REQUIRED	PROVIDED
WATER CLOSET (W.C.)	4 Nos.	12 Nos.
URINALS	8 Nos.	18 Nos.

SANITATION REQUIREMENTS FOR GIRLS :

SANITARY UNIT	REQUIRED	PROVIDED
WATER CLOSET (W.C.)	7 Nos.	18 Nos.

PARKING STATEMENTS FOR GIRL'S HOSTEL :

TOTAL NO.OF ROOMS - 37 Nos.

PARKING DETAILS	REQUIRED	PROVIDED
TWO WHEELER	5 Nos.	5 Nos.

SANITATION REQUIREMENT FOR GIRL'S HOSTEL :

TOTAL NO.OF ROOMS - 37 Nos.
NO.OF STUDENTS EACH ROOM - 2 Nos.
TOTAL NO.OF STUDENTS - 74 Nos.

SANITARY UNIT	REQUIRED	PROVIDED
WATER CLOSET (W.C.)	13 Nos.	18 Nos.

PARKING STATEMENTS FOR :
BOY'S HOSTEL & STAFF QUARTERS :

TOTAL NO.OF ROOMS - 10 Nos.

PARKING DETAILS	REQUIRED	PROVIDED
CAR	1 Nos.	1 Nos.
TWO WHEELER	2 Nos.	2 Nos.

PARKING STATEMENTS FOR :
BOY'S HOSTEL & STAFF QUARTERS :

TOTAL NO.OF ROOMS - 10 Nos.
TOTAL NO.OF STUDENTS - 18 Nos.

SANITATION REQUIREMENTS FOR BOYS :

SANITARY UNIT	REQUIRED	PROVIDED
WATER CLOSET (W.C.)	1 Nos.	4 Nos.
URINALS	1 Nos.	3 Nos.

SCALE : 1:100

N

COLOUR INDEX
PROPOSED
BOUNDARY
ROAD

APPLICANT'S SIGNATURE

For Veeras Trust
Managing Trustee / Trustee

STRUCTURAL ENGINEER

C. KANNAN, B.E., M.E., (Structure)
Structural Engineer,
DTCP Reg. No. CGLR/ENSE/Gr.II/B/95/002
Door No: 21, 4th Main Road,
Indira Nagar, Chennai - 600 020.

ARCHITECT

R.SATHYANARAYANA, b.arch, a.i.i.a .,

R. SATHYANARAYANA, B.ARCH., A.I.I.A
REGISTERED ARCHITECT
COUNCIL OF ARCHITECTURE
CA/86/9895
No:55 (OLD U-12) 4th MAIN ROAD,
ANNA NAGAR, CHENNAI - 600 040

Signature Not Verified Signature Not Verified
Signed by: ASSISTANT DIRECTOR
Date: 2023.01.09 11:44:38
Signed by: CHIEF PLANNER
Date: 2023.01.09 11:42:29