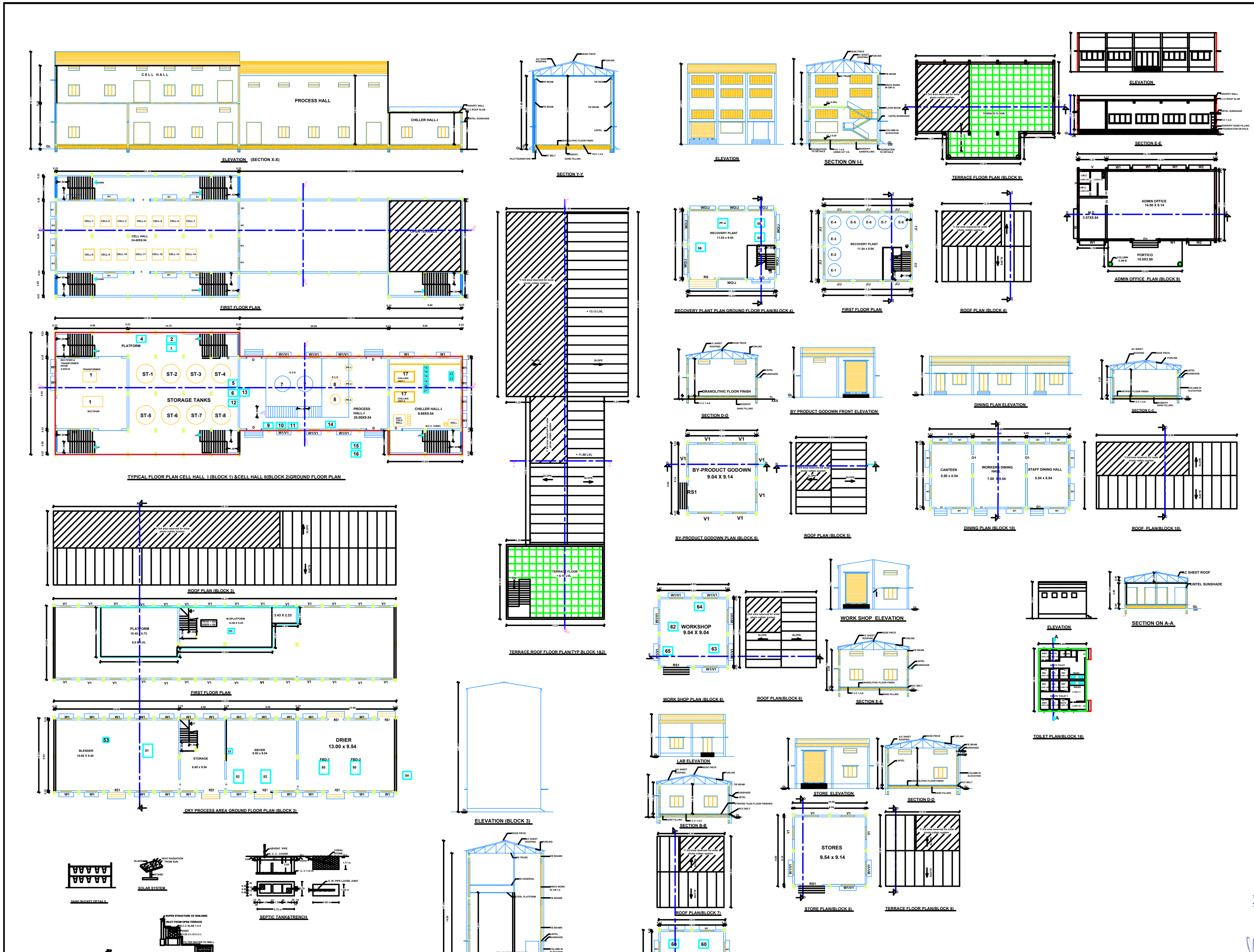

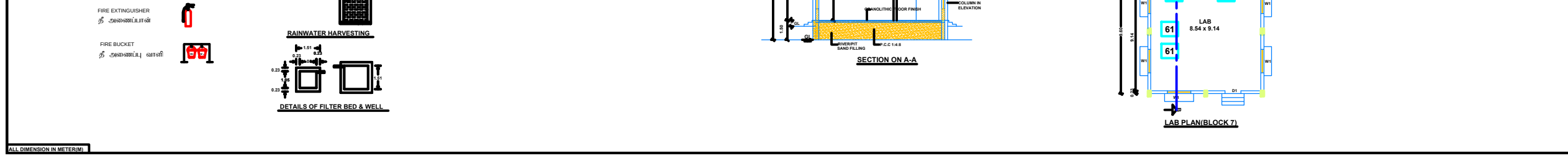

ALL DIMENSION IN METER(M)

SHEET NO: 2 OF 2

DRAWING SHOWING THE PROPOSED CONSTRUCTION OF INDUSTRIAL BUILDING WITH INSTALLATION OF 761.00 HP ELECTRIC MOTORS FOR "M /S PANDIAN CHEMICALS LIMITED " (MANUFACURING OF AMMONIUM PERCHLORATE & SODIUM PERCHLORATE CATEGORY IS RED INDUSTRY) IN PLOT NO:A- 4 /1 /D,SURVEY NO:32 /2 PT ,SIPCOT INDUSTRIAL PARK AT THERVOY KANDIGAI VILLAGE,GUMMIDIPOONDI TALUK, THIRUVALLUR DISTRICT. (SCALE 1:100)

NAME OF THE APPLICANT:
M /S PANDIAN CHEMICALS LTD.

SITE AREA DETAILS

AREA OF THE PROPOSED SITE(5.00 ACRES)	20232.33 Sqm

BUILDING AREA DETAILS

BLOCK NO	BUILDING NAME	NON FSI IN Sq.m	FSI IN Sq.m	TOTAL AREA IN Sq.m
1	CELL HALL I			
	GROUND FLOOR	-	791.18	791.18
	FIRST FLOOR	-	486.68	486.68
2	CELL HALL II			
	GROUND FLOOR	-	791.18	791.18
	FIRST FLOOR	-	486.68	486.68
3	DRY PROCESS AREA			
	GROUND FLOOR	-	462.53	462.53
	FIRST FLOOR	-	147.81	147.81
4	RECOVERY PLANT			
	GROUND FLOOR	-	114.00	114.00
	FIRST FLOOR	-	114.00	114.00
5	BY PRODUCT GODOWN			
	GROUND FLOOR	-	91.20	91.20
6	WORKSHOP			
	GROUND FLOOR	-	90.25	90.25
7	LAB			
	GROUND FLOOR	-	86.40	86.40
8	STORE			
	GROUND FLOOR	-	96.00	96.00
9	ADMIN OFFICE			
	GROUND FLOOR	-	215.05	215.05
10	KITCHEN CUM DINING			
	GROUND FLOOR	-	170.64	170.64
11	FINISHED PROCDUCT GODOWN			
	GROUND FLOOR	-	337.50	337.50
12	RAW MATERIAL GODOWN I			
	GROUND FLOOR	-	150.00	150.00
13	RAW MATERIAL GODOWN II			
	GROUND FLOOR	-	150.00	150.00
14	BOILER HOUSE			
	GROUND FLOOR	-	92.16	92.16
15	QUAD ROOM			
	GROUND FLOOR	-	25.00	25.00
16	TOILET			
	GROUND FLOOR	-	54.65	54.65
	TOTAL		4952.91	4952.91

ALL DIMENSION IN METER(M)

JOINERY DETAILS

TYPE	DESCRIPTION	SIZE
D1	DOOR-1	3.00X4.50
D2	DOOR-2	1.20X3.00
D3	DOOR - 3	0.76X2.13
O	OPEN	3.00X4.50
J	JALLY	3.00X1.00
V	VENTILATOR	1.80X0.60
W	WINDOW	3.60X1.50
W1	WINDOW-1	1.50X1.50
W2	WINDOW-2	2.50X1.50
RS1	ROLLING SHUTTER-1	3.00X4.50
D	DOOR	3.00X2.50
O	OPEN	3.00X4.50
J	JALLY	3.00X1.00
V1	VENTILATOR-1	1.50X0.60
W1	WINDOW-1	1.50X1.50
RS	ROLLING SHUTTER	3.00x4.50
WO	WINDOW OPEN	3.00X1.50
DO	DOOR OPEN	2.00X2.40
O	OPEN	3.20X2.40
J	JALLY	3.00X1.00
V1	VENTILATOR-1	1.50X0.60
W1	WINDOW-1	1.50X1.50
RS1	ROLLING SHUTTER-1	3.00X4.50
J	R.C JOLLY	3.00X1.20

LIGHTING AND PUMPS L.S - 122.00 HP

MACHINERY DETAILS

ID.NO	NAME OF THE M/C	QTY	EACH HP	TOTAL HP
47	FEED WATER PUMP	2	5.00	10.00
48	BOILER ID FAN	1	5.00	5.00
49	SOFT WATER PUMP	1	2.00	2.00
			TOTAL :	22.00HP

MACHINERY DETAILS

D.NO	NAME OF THE M/C	QTY	EACH HP	TOTAL HP
60	SIEVING	2	1.00	2.00
61	FURNANCE/OVEN	2	3.00	6.00
62	DRILLING	1	2.00	2.00
63	WELDING MACHINE	1	5.00	5.00
64	BENCH GRINDER	1	1.00	1.00
65	AIR COMPRESSOR	1	1.00	3.00
			TOTAL :	19.00 HP

NO OF WORKERS (MALE LABOR ONLY) - 70 NOS

PROPOSED HP DETAILS TOTAL

190.50+205.50+202.00+19.00+22.00 +122.00 = 761.00 HP

MACHINERY DETAILS

ID.NO	NAME OF THE M/C	QTY	EACH HP	TOTAL HP
50	DRIER	2	50.00	100.00
51	BLENDER	1	45.00	45.00
52	VIBRO SCREEN	2	2.00	4.00
53	HOIST	2	1.00	2.00
54	AIR COMPRESSOR	[illegible]	5.00	[illegible]
55	CML PUMP	[illegible]	3.00	[illegible]
56	VACCUM PUMP	1	7.50	7.50
57	AIR COMPRESSOR	1	5.00	[illegible]
58	BLOWER	1	7.50	7.50
59	CENTRIFUGE	1	5.00	[illegible]
			TOTAL :	202.00HP

MACHINERY DETAILS

S.NO	NAME OF THE M/C	QTY	EACH HP	TOTAL HP
1	RECTIFIER TRANSFORMER	1	720KVA	---
2	CT PUMP	1	15.00	15.00
3	CT FAN	1	3.00	3.00
4	BLOWER FAN	1	5.00	5.00
5	TRANSFER PUMP	2	3.00	6.00
6	FILTER PRESS PUMP	1	5.00	5.00
7	DDR GEAR BOX	2	5.00	10.00
8	RCR GEAR BOX	2	15.00	30.00
9	DDR TO RCR TRANSFER PUMP	1	5.00	5.00
10	CML PUMP	1	3.00	3.00
11	RML PUMP	2	3.00	6.00
12	SPC PUMP	1	3.00	3.00
13	HOIST CEILING MOVABLE	1	1.00	1.00
14	VACUUM PUMP	1	10.00	10.00
15	CT PUMP	1	7.50	7.50
16	CT FAN	1	3.00	3.00
17	CHILLING COMPRESSOR	2	25.00	50.00
18	CONDENSER PUMP	2	5.00	10.00
19	CHILLER PUMP	2	5.00	10.00
20	BRINE TO DDR PUMP	1	5.00	5.00
21	PHE PUMP	1	5.00	5.00
22	CHILL WATER PUMP	1	5.00	5.00
23	COOLING TOWER FAN	1	3.00	3.00
			TOTAL :	205.50HP

MACHINERY DETAILS

S.NO	NAME OF THE M/C	QTY	EACH HP	TOTAL HP
24	RECTIFIER TRANSFORMER	1	720KVA	---
25	CT PUMP	1	15.00	15.00
26	CT FAN	1	3.00	3.00
27	BLOWER FAN	1	10.00	10.00
28	TRANSFER PUMP	2	3.00	6.00
29	FILTER PRESS PUMP	1	5.00	5.00
30	DDR GEAR BOX	2	5.00	10.00
31	RCR GEAR BOX	1	15.00	15.00
32	DDR TO RCR TRANSFER PUMP	1	5.00	5.00
33	CML PUMP	1	3.00	3.00
34	RML PUMP	2	3.00	6.00
35	SPC PUMP	1	3.00	3.00
36	HOIST CEILING MOVABLE	1	1.00	1.00
37	VACUUM PUMP	1	10.00	10.00
38	CT PUMP	1	5.50	5.50
39	CT FAN	1	1.00	1.00
40	CHILLING COMPRESSOR	2	25.00	50.00
41	CONDENSER PUMP	2	5.00	10.00
42	CHILLER PUMP	2	5.00	10.00
43	BRINE TO DDR PUMP	1	5.00	5.00
44	PHE PUMP	1	5.00	5.00
45	CHILL WATER PUMP	1	5.00	5.00
46	COOLING TOWER FAN	1	3.00	3.00
			TOTAL :	190.50HP

J. CHRISTIN, D.C.E.
Registered Engineer Grade III
Reg.No: TUT/MARCH 2019/010
4B/1, AUDITOR COMPOUND UPSTAIRS
MANI NAGAR, TUTICORIN - 628 003
Cell: 94862 34088

REGISTERED ENGINEER GR III

for Pandian Chemicals Ltd.
Thervoykandigai
(D. Manoharraj)
Managing Director

APPLICANT SIGNATURE

S. VISWANATHAN,
B.E.,(C.Engg),M.E.,(Struct),MICI.,FACCE (I).,MISET.,FIV.,
Structural Engineer Grade I (SE)
Regn. No. SE 017/2019 (Gr.I)
Town and Country Planning Department
Madurai Local Planning Authority
Structural and Project Management Consultants
V604, Sixth Floor, Vijay Towers, Vivek Street
Duraisamy Nagar, Bypass Road

STRUCTURAL ENGINEER GR I

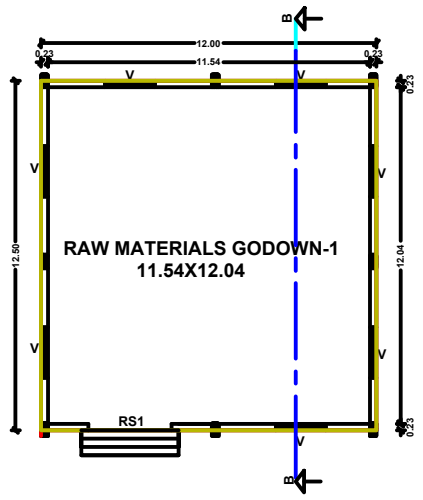

TYPICAL RAW MATERIAL GODOWN-1 & II PLAN (BLOCK 12 & BLOCK 13)

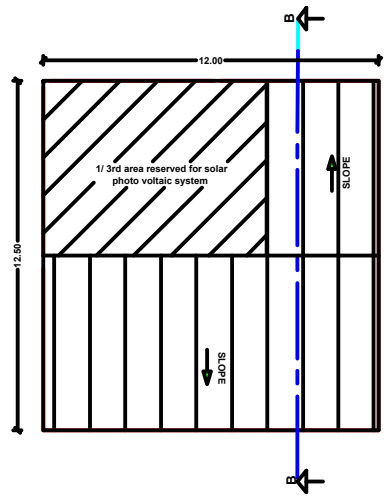

TYPICAL ROOF PLAN (BLOCK 12&13)

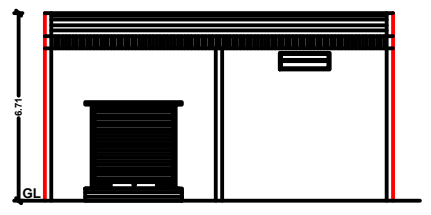

ELEVATION

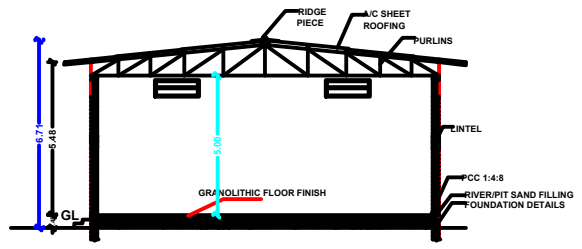

SECTION B-B

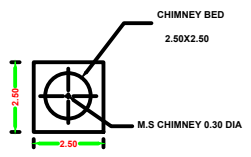

PLAN

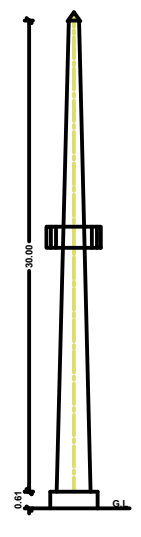

CHIMNEY(NTS)

JOINERY DETAILS		
TYPE	DESCRIPTION	SIZE
D1	DOOR-1	3.00X4.50
D2	DOOR-2	1.20X3.00
D3	DOOR - 3	0.76X2.13
O	OPEN	3.00X4.50
J	JALLY	3.00X1.00
V	VENTILATOR	1.80X0.60
W	WINDOW	3.60X1.50
W1	WINDOW-1	1.50X1.50
W2	WINDOW-2	2.50X1.50
RS1	ROLLING SHUTTER-1	3.00X4.50

JOINERY DETAILS		
TYPE	DESCRIPTION	SIZE
D	DOOR	3.00X2.50
O	OPEN	3.00X4.50
J	JALLY	3.00X1.00
V1	VENTILATOR-1	1.50X0.60
W1	WINDOW-1	1.50X1.50
RS	ROLLING SHUTTER	3.00x4.50
WO	WINDOW OPEN	3.00X1.50
DO	DOOR OPEN	2.00X2.40
O	OPEN	3.20X2.40
J	JALLY	3.00X1.00
V1	VENTILATOR-1	1.50X0.60
W1	WINDOW-1	1.50X1.50
RS1	ROLLING SHUTTER-1	3.00X4.50
J	R.C JOLLY	3.00X1.20

SHEET NO: 1 OF 2

DRAWING SHOWING THE PROPOSED CONSTRUCTION OF INDUSTRIAL BUILDING WITH INSTALLATION OF 761.00 HP ELECTRIC MOTORS FOR "M /S PANDIAN CHEMICALS LIMITED " (MANUFACURING OF AMMONIUM PERCHLORATE & SODIUM PERCHLORATE CATEGORY IS RED INDUSTRY) IN PLOT NO:A- 4 /1 /D,SURVEY NO:32 /2 PT ,SIPCOT INDUSTRIAL PARK AT THERVOY KANDIGAI VILLAGE,GUMMIDIPOONDI TALUK, THIRUVALLUR DISTRICT. (SCALE 1:400)

NAME OF THE APPLICANT:
M /S PANDIAN CHEMICALS LTD.

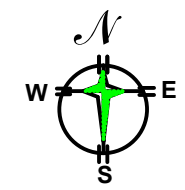

SITE AREA DETAILS

AREA OF THE PROPOSED SITE(5.00 ACRES)	20232.33 Sqm

BUILDING AREA DETAILS

BLOCK NO	BUILDING NAME	NON FSI IN Sq.m	FSI IN Sq.m	TOTAL AREA IN Sq.m
1	CELL HALL I			
	GROUND FLOOR	-	791.18	791.18
	FIRST FLOOR	-	486.68	486.68
2	CELL HALL II			
	GROUND FLOOR	-	791.18	791.18
	FIRST FLOOR	-	486.68	486.68
3	DRY PROCESS AREA			
	GROUND FLOOR	-	462.53	462.53
	FIRST FLOOR	-	147.81	147.81
4	RECOVERY PLANT			
	GROUND FLOOR	-	114.00	114.00
	FIRST FLOOR	-	114.00	114.00
5	BY PRODUCT GODOWN			
	GROUND FLOOR	-	91.20	91.20
6	WORKSHOP			
	GROUND FLOOR	-	90.25	90.25
7	LAB			
	GROUND FLOOR	-	86.40	86.40
8	STORE			
	GROUND FLOOR	-	96.00	96.00
9	ADMIN OFFICE			
	GROUND FLOOR	-	215.05	215.05
10	KITCHEN CUM DINING			
	GROUND FLOOR	-	170.64	170.64
11	FINISHED PROCDUCT GODOWN			
	GROUND FLOOR	-	337.50	337.50
12	RAW MATERIAL GODOWN I			
	GROUND FLOOR	-	150.00	150.00
13	RAW MATERIAL GODOWN II			
	GROUND FLOOR	-	150.00	150.00
14	BOILER HOUSE			
	GROUND FLOOR	-	92.16	92.16
15	QUAD ROOM			
	GROUND FLOOR	-	25.00	25.00
16	TOILET			
	GROUND FLOOR	-	54.65	54.65
	TOTAL		4952.91	4952.91

ALL DIMENSION IN METER(M)

COLOR INDEX DETAILS

AREA STATEMENT
- APPLICANT SITE BOUNDARY
- PROPOSED BUILDING
- DRIVE WAY
- EXISTING ROAD

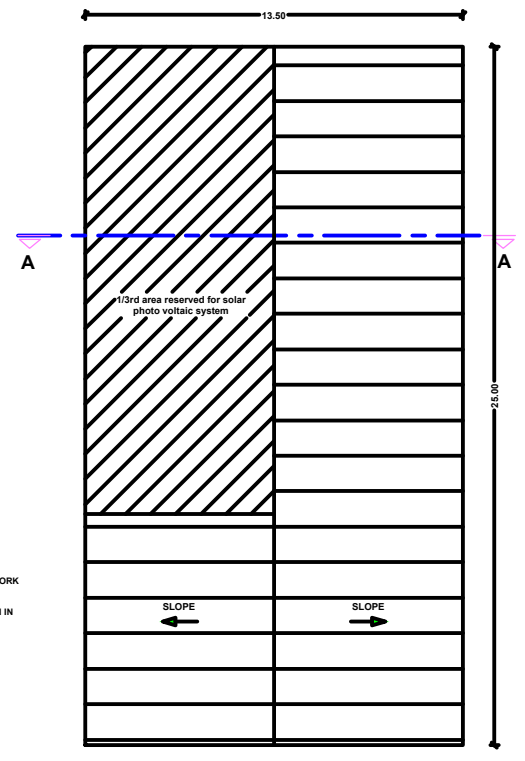

ROOF PLAN(BLOCK 11)

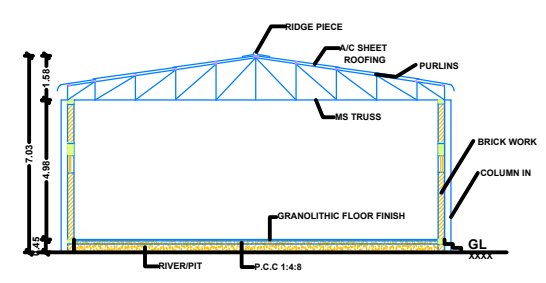

SECTION A-A

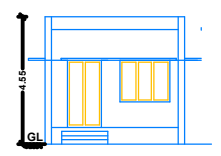

ELEVATION

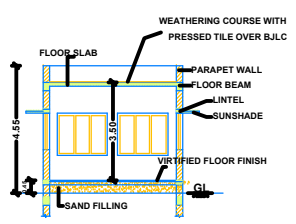

SECTION A-A

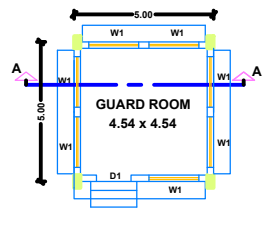

GUARD ROOM PLAN(BLOCK15)

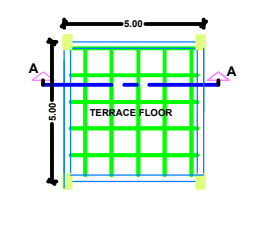

TERRACE FLOOR PLAN(BLOCK15)

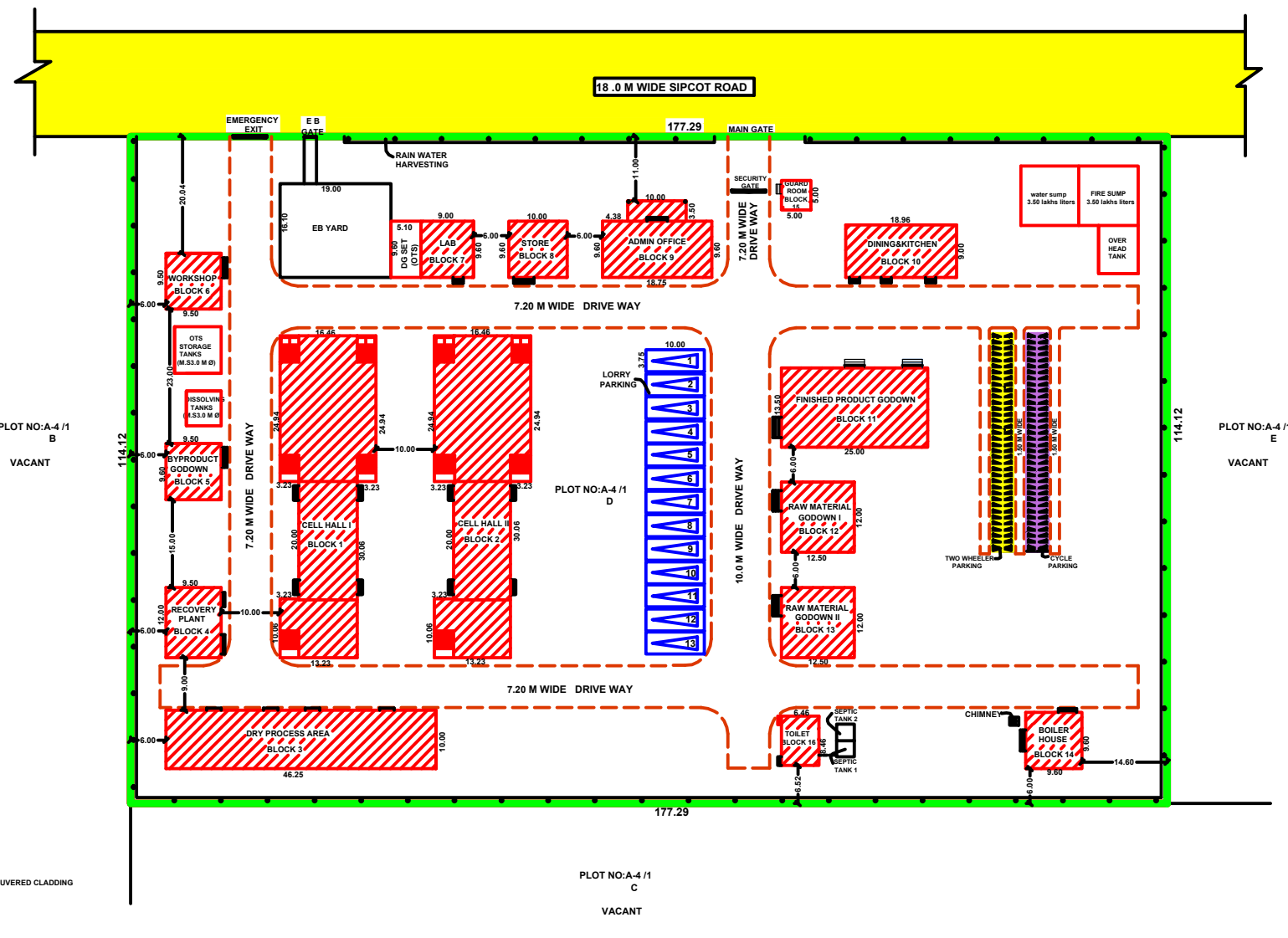

SITE PLAN (SCALE 1:400)

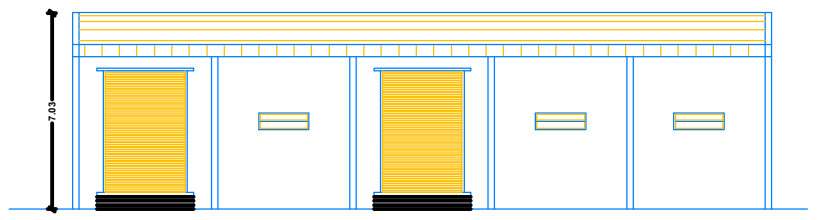

FINISHED PRODUCT GODOWN FRONT ELEVATION

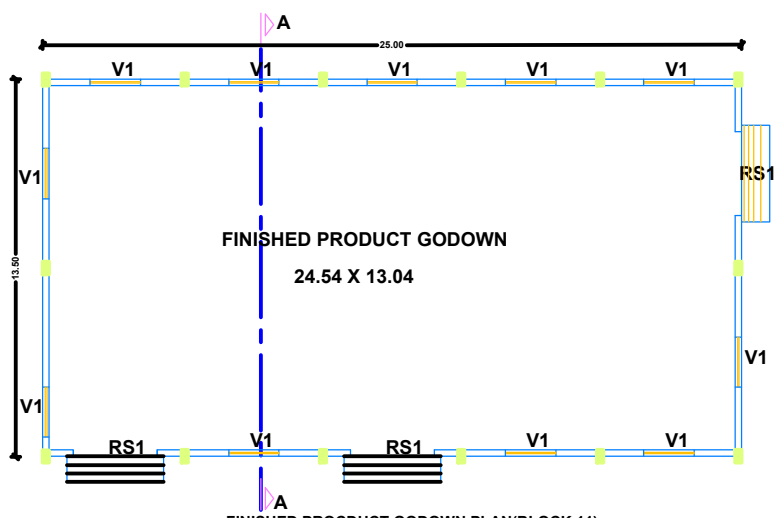

FINISHED PROCDUCT GODOWN PLAN(BLOCK 11)

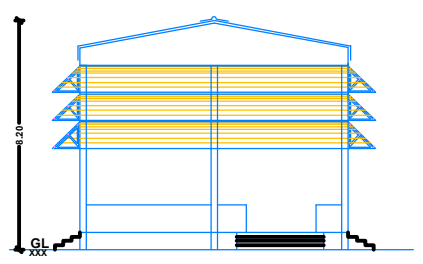

ELEVATION

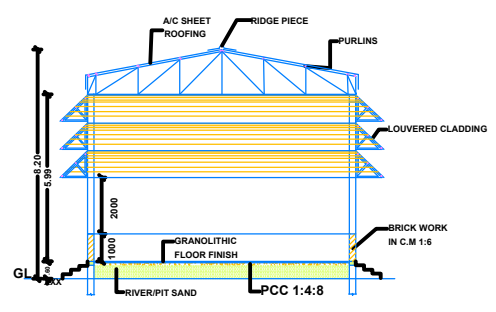

SECTION D-D

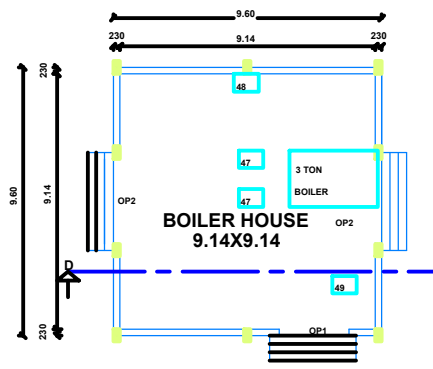

BOILER HOUSE PLAN(BLOCK 14)

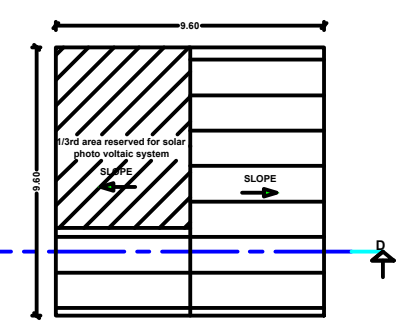

ROOF PLAN (BLOCK 14)

REFERENCE			
DESCRIPTION	CALCULATION	REQUIRED	PROVIDED
PLOT COVERAGE	4952.91 / 20232.33 X100.00=24.48	75%	24.48%
FLOOR SPACE INDEX	4952.91 / 20232.33 =0.24	3.25	0.24
PARKING AREA	4611.31/500 = 10 LORRY PARKING	10 NOS	13 NOS
	TWO WHEELERS	72 NOS	72 NOS
	CYCLES	72 NOS	72 NOS

LIGHTING AND PUMPS L.S - 122.00 HP

MACHINERY DETAILS

ID.NO	NAME OF THE M/C	QTY	EACH HP	TOTAL HP
47	FEED WATER PUMP	2	5.00	10.00
48	BOILER ID FAN	1	5.00	5.00
49	SOFT WATER PUMP	1	2.00	2.00
			TOTAL :	22.00HP

MACHINERY DETAILS

ID.NO	NAME OF THE M/C	QTY	EACH HP	TOTAL HP
60	SIEVING	2	1.00	2.00
61	FURNANCE/OVEN	2	3.00	6.00
62	DRILLING	1	2.00	2.00
63	WELDING MACHINE	1	5.00	5.00
64	BENCH GRINDER	1	1.00	1.00
65	AIR COMPRESSOR	1	1.00	3.00
			TOTAL :	19.00 HP

NO OF WORKERS (MALE LABOR ONLY) - 70 NOS

PROPOSED HP DETAILS TOTAL

190.50+205.50+202.00+19.00+22.00 +122.00 = 761.00 HP

MACHINERY DETAILS

ID.NO	NAME OF THE M/C	QTY	EACH HP	TOTAL HP
50	DRIER	2	[illegible]	100.00
51	BLENDER	1	[illegible]	45.00
52	VIBRO SCREEN	[illegible]	[illegible]	[illegible]
53	HOIST	[illegible]	[illegible]	[illegible]
54	AIR COMPRESSOR	[illegible]	[illegible]	[illegible]
55	CML PUMP	[illegible]	3.00	6.00
56	VACCUM PUMP	[illegible]	7.50	7.50
57	AIR COMPRESSOR	[illegible]	5.00	[illegible]
58	BLOWER	[illegible]	7.50	[illegible]
59	CENTRIFUGE	[illegible]	5.00	5.00
			TOTAL :	202.00HP

MACHINERY DETAILS

S.NO	NAME OF THE M/C	QTY	EACH HP	TOTAL HP
1	RECTIFIER TRANSFORMER	1	720KVA	---
2	CT PUMP	1	15.00	15.00
3	CT FAN	1	3.00	3.00
4	BLOWER FAN	1	5.00	5.00
5	TRANSFER PUMP	2	3.00	6.00
6	FILTER PRESS PUMP	1	5.00	5.00
7	DDR GEAR BOX	2	5.00	10.00
8	RCR GEAR BOX	2	[illegible]	[illegible]
9	DDR TO RCR TRANSFER PUMP	[illegible]	[illegible]	[illegible]
10	CML PUMP	1	3.00	3.00
11	RML PUMP	2	3.00	6.00
12	SPC PUMP	1	3.00	3.00
13	HOIST CEILING MOVABLE	1	1.00	1.00
14	VACUUM PUMP	1	10.00	10.00
15	CT PUMP	1	7.50	7.50
16	CT FAN	1	3.00	3.00
17	CHILLING COMPRESSOR	2	25.00	50.00
18	CONDENSER PUMP	2	5.00	10.00
19	CHILLER PUMP	2	5.00	10.00
20	BRINE TO DDR PUMP	1	[illegible]	[illegible]
21	PHE PUMP	1	[illegible]	[illegible]
22	CHILL WATER PUMP	1	[illegible]	[illegible]
23	COOLING TOWER FAN	1	3.00	3.00
			TOTAL :	205.50HP

MACHINERY DETAILS

S.NO	NAME OF THE M/C	QTY	EACH HP	TOTAL HP
24	RECTIFIER TRANSFORMER	1	720KVA	---
25	CT PUMP	1	15.00	15.00
26	CT FAN	1	3.00	3.00
27	BLOWER FAN	1	10.00	10.00
28	TRANSFER PUMP	2	3.00	6.00
29	FILTER PRESS PUMP	1	[illegible]	5.00
[illegible]	[illegible]	[illegible]	[illegible]	[illegible]
[illegible]	[illegible]	[illegible]	[illegible]	[illegible]
[illegible]	[illegible] SFER PUMP	[illegible]	[illegible]	[illegible]
[illegible]	[illegible]	1	3.00	3.00
[illegible]	RML PU[illegible]	2	3.00	6.00
[illegible]	SPC PUM[illegible]	1	3.00	3.00
[illegible]	HOIST C[illegible] BLE	1	1.00	1.00
37	[illegible]	1	10.00	10.00
[illegible]	[illegible]	1	5.50	5.50
39	[illegible]	1	1.00	1.00
40	[illegible] RESSOR	2	25.00	50.00
41	[illegible] PUMP	2	5.00	10.00
42	[illegible] UMP	2	5.00	10.00
43	[illegible] DDR PUMP	1	5.00	5.00
[illegible]	[illegible]	1	5.00	5.00
[illegible]	CHILE WATER PUMP	1	5.00	5.00
46	COOLING TOWER FAN	1	3.00	3.00
			TOTAL :	190.50HP

J. CHRISTIN, D.C.E.
Registered Engineer Grade III
Reg.No: TUT/MARCH 2019/010
4B/1, AUDITOR COMPOUND UPSTAIRS
MANI NAGAR, TUTICORIN - 628 003
Cell: 94862 34088

REGISTERED ENGINEER GR III

for Pandian Chemicals Ltd.
Thervoykandigai
(D. Manoharraj)
Managing Director

APPLICANT SIGNATURE

S. VISWANATHAN,
B.E.,(C.Engg),M.E.,(Struct),MICI.,FACCE (I).,MISET.,FIV.,
Structural Engineer Grade I (SE)
Regn. No. SE 017/2019 (Gr.I)
Town and Country Planning Department
Madurai Local Planning Authority
Structural and Project Management Consultants
V604, Sixth Floor, Vijay Towers, Vivek Street
Duraisamy Nagar, Bypass Road

STRUCTURAL ENGINEER GR II

Signature Not Verified
Signed by: Assistant Director
Location: Thiruvallur
Date: 2023.06.22 17:39:36
Signature Not Verified
Signed by: Director
Location:null
Date:2023.06.15 14:11:39