SHEET NO: 02 / 08	FACTORY BUILDING

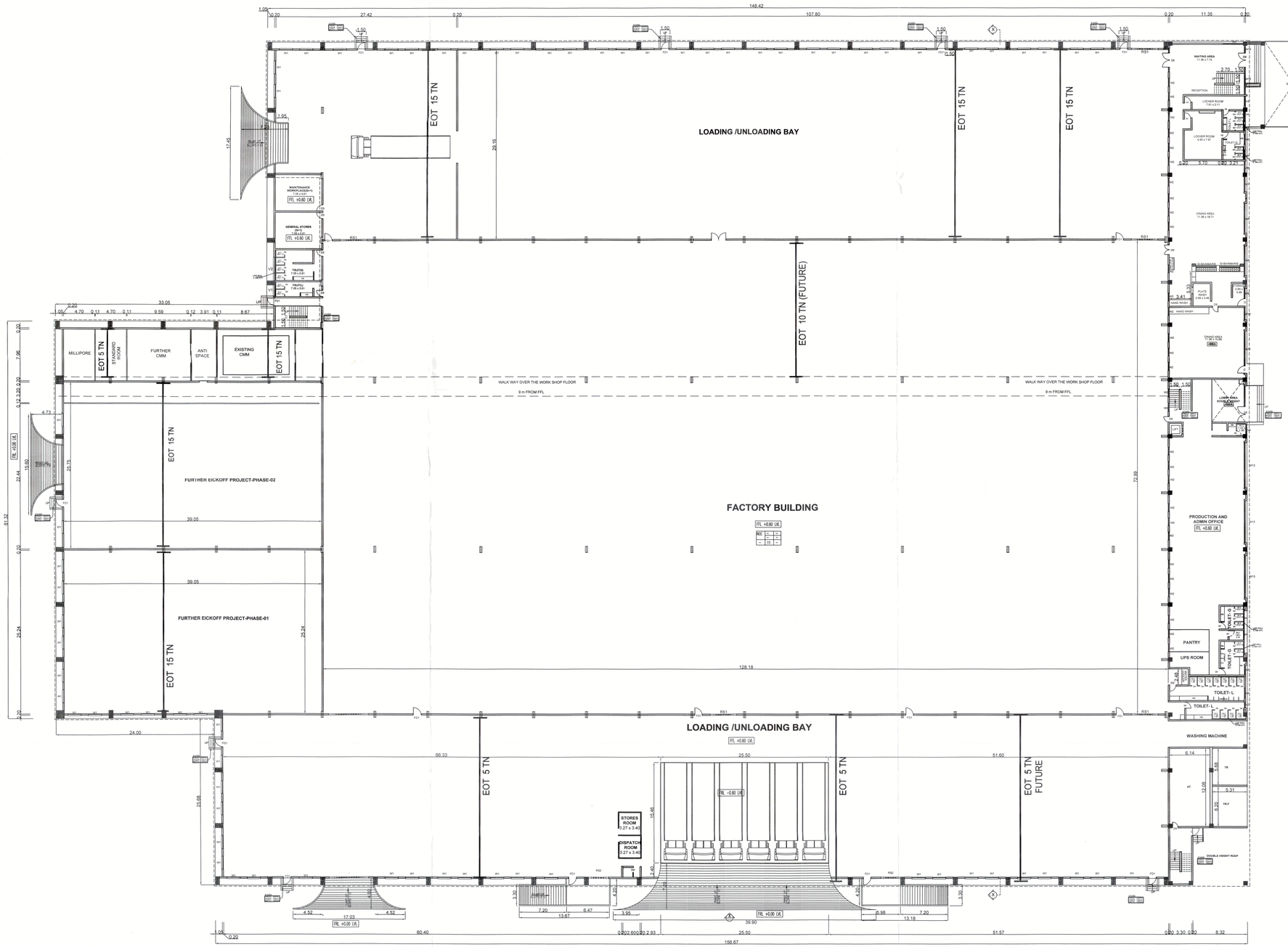

GROUND FLOOR PLAN

PLAN SHOWING THE PROPOSED CONSTRUCTION OF FACTORY BUILDING, IN S.F.NO: 192/11Apt, 193/13Ept; 200/1A, 200/2A, 200/3A, 200/3B, 200/3C; 201/3, 201/4, 201/5, 201/6, 201/7, 201/8, 201/9, 201/10, 201/11, 201/12, 201/13, 201/14, 201/15; VAYALUR VILLAGE, TIRUVALLUR TALUK, TIRUVALLUR DISTRICT.

MANUFACTURING OF "FABRICATION / MACHINE COMPONENTS" INDUSTRY CLASSIFIED AS "GREEN"

NOTE : ALL DIMENSIONS AREA IN METER

SPECIFICATION :

FOUNDATION	:	RCC 1:11/2.3 M25 Concrete Column footing Laid Over sand filling and PCC 1:4:8.
RCC WORK	:	All Column, Beams, Roof Slab, Lintel,& Sunshade are in CC 1:11/2:3(M-25)
BRICKWORK	:	B.W in Basement & Superstructure are in CM 1:5.
JOINERY	:	Joineries are made with Steel (or) first class teak wood.
WEATHERING COURSE	:	9" x 9" Pressed Tiles laid over the Brick Jelly with Lime mortor and sloped with water proofing compound.
PLASTERING	:	Ceiling plastering with CM 1:3Inside & Outside walls are plastering with CM 1:4.
PAINTING	:	White washing with two coats over the one coat of primer for Ceiling Colour washing with two coats over one coat of primer for all Walls.

JOINERY SCHEDULE

RS	6.00 x 4.15	ROLLING SHUTTER
RS1	4.00 x 4.15	ROLLING SHUTTER
FD1	1.20 x 2.50	MAIN DOOR
D1	1.20 x 2.50	DOOR
D3	1.00 x 2.50	DOOR
D4	0.75 x 2.10	DOOR
D5	0.90 x 2.50	DOOR
D6	2.25 x 2.50	DOOR
W1	2.00 x 1.50	WINDOW
W2	1.20 x 1.50	WINDOW
W3	3.00 x 1.50	WINDOW
W4	4.51 x 1.50	WINDOW
W5	3.55 x 1.50	WINDOW
W6	1.88 x 1.50	WINDOW
W7	2.36 x 1.50	WINDOW
W8	4.61 x 1.50	WINDOW
W9	1.51 x 1.50	WINDOW
W10	1.91 x 1.50	WINDOW
W11	5.34 x 1.50	WINDOW
W12	7.01 x 1.50	WINDOW
W13	6.54 x 1.50	WINDOW
V1	1.80 x 1.50	VENTILATOR
V2	2.60 x 1.50	VENTILATOR
V3	0.90 x 1.50	VENTILATOR
V4	1.50 x 1.50	VENTILATOR

S.No		Bay - No	M/C Make	Serious	Load in KVA	Load in HP
1	1	Bay - No 1.1	BFW	BMV60	30	41
2	2		BFW	KF6700	30	41
3	3		Makino	A81	90	122
4	4		BFW	BMV60	30	41
5	5		BFW	K5600C	26	35
6	6		Doosan	HM8000	60	82
7	7		Bogie Bracket		5	7
8	8		BFW	KF6700	30	41
9	9		BFW	KF6700	31	42
10	10		BFW	K5600C	26	35
11	11		BFW	K5600C	27	37
		Total Connected load in KVA			**385**	**523**
12	1	Bay - No 1.2	BFW	BMV50	25	34
13	2		BFW	BMV60	30	41
14	3		Hyundai	F600D	45	61
15	4		Shinzwaa	SZ-600	25	34
16	5		BFW	BMV60	30	41
		Total Connected load in KVA			**155**	**211**
17	1	Bay - No 2	Makino	A81nx	56	76
18	2		BFW	H6600	75	102
19	3		BFW	H6600	75	102
20	4		Reverse gear SPM			0
21	5		Makino	a81nx	56	76
22	6		Makino	a81nx	56	76
23	7		Makino	a81nx	56	76
		Total Connected load in KVA			**374**	**508**
24	1	Bay - No 3	Makino	A81nx	56	76
25	2		Makino	A81nx	56	76
26	3		Makino	A81nx	56	76
27	4		Makino	A81	90	122
28	5		Makino	A81	90	122
29	6		Makino	A81nx	56	76
30	7		Moriseki	H400		
		Total Connected load in KVA			**404**	**549**
31	1	Bay - No 4	Makino	A82	57	77
32	2		Makino	A82	57	77
33	3		Makino	A81nx	56	76
34	4		Makino	A81nx	56	76
35	5		Hyundai Wia	KH630	38	52
36	6		Washing machine		30	41
		Total Connected load in KVA			**294**	**400**
37	1	Bay - No 6	VTL - 02	SK 12	65	88
38	2		Froiep	VTL - 01	45	61
39	3		HNK - VTC	12 / 16.0	90	122
40	4		HNK - VTC	16 / 20.0	100	136
41	5		YOUJI	VTL 1600	65	88
42	6		Went Grinding	GD - 01	30	41
43	7		Went Grinding	GD - 02	38	52
44	8		Numura	HBM - 4	55	75
45	9		Makino	a120nx	63	86
46	10		Makino	A92	90	122
47	11		Kuraki	AKB 13	60	82
48	12		Kuraki	KTW11A	60	82
49	13		Toshiba	HBM - 1	100	136
50	14		HMT	AZ11	50	68
51	15		HMT	AZ11	50	68
52	16		DV Welding zone		5	7
		Total Connected load in KVA			**966**	**1313**
	1	Utility	110KW Compressor		110	149
	2	Equipments	55Kw Compressor		55	75
		Total Connected load in KVA			**165**	**224**
		Grand Total Connected load in KVA			**2743**	**3728**

COLOUR INDEX :

PROPOSED	
BOUNDARY	
ROAD	
DRIVEWAY	

REFERENCE :

SCALE : 1"-16'/1:200
DATE : 16 MAR 2023
DRAWN : MOORTHY.D

APPLICANT :

For Precision Machine And Auto Components Pvt. Ltd.
B. KARTHIK
Executive Director

ARCHITECT / REGISTERED ENGINEER :

S. LAVANYA, B.ARCH
Regn. No:CA/2010/48450

REGISTERED STRUCTURAL ENGINEER :

Dr. R. SURESH BABU, M.Tech.,Ph.D, M.I.E (IND), FV
Registered Structural Engineer - Grade I
TVL/E/RSE/GI - I/2019/111/004 dt 27/11/2019
No.1, Krishnama Road, Mashkur Building,
1st Floor, Nungambakkam, Chennai - 600 034.
Ph: 9884055743 rsbrspres@gmail.com

FACTORY BUILDING | SHEET NO: 03 / 08

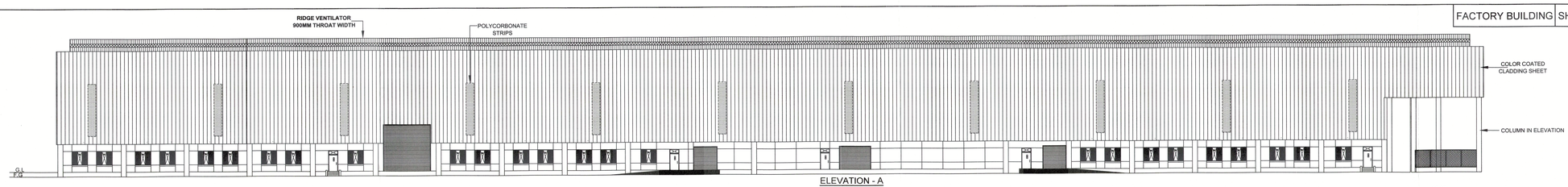

ELEVATION - A

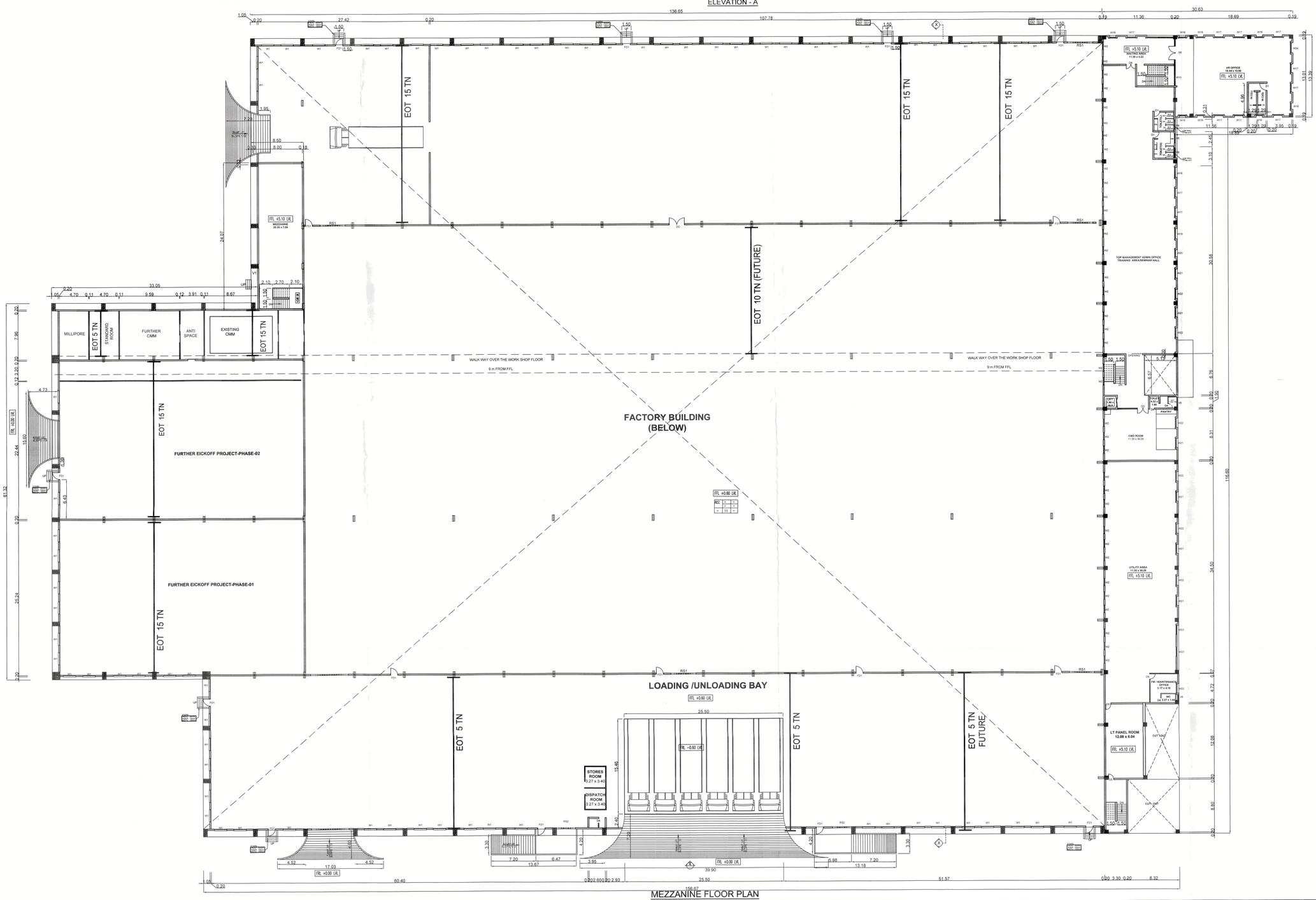

PLAN SHOWING THE PROPOSED CONSTRUCTION OF FACTORY BUILDING, IN S.F.NO: 192/11Apt, 193/13Ept; 200/1A, 200/2A, 200/3A, 200/3B, 200/3C; 201/3, 201/4, 201/5, 201/6, 201/7, 201/8, 201/9, 201/10, 201/11, 201/12, 201/13, 201/14, 201/15; VAYALUR VILLAGE, TIRUVALLUR TALUK, TIRUVALLUR DISTRICT.

MANUFACTURING OF "FABRICATION / MACHINE COMPONENTS" INDUSTRY CLASSIFIED AS "GREEN"

NOTE : ALL DIMENSIONS AREA IN METER

SPECIFICATION :

FOUNDATION	:	RCC 1:11/2:3 M25 Concrete Column footing Laid Over sand filling and PCC 1:4:8.
RCC WORK	:	All Column, Beams, Roof Slab, Lintel,& Sunshade are in CC 1:11/2:3(M-25)
BRICKWORK	:	B.W in Basement & Superstructure are in CM 1:5.
JOINERY	:	Joineries are made with Steel (or) first class teak wood.
WEATHERING COURSE	:	9" x 9" Pressed Tiles laid over the Brick Jelly with Lime mortor and sloped with water proofing compound.
PLASTERING	:	Ceiling plastering with CM 1:3Inside & Outside walls are plastering with CM 1:4.
PAINTING	:	White washing with two coats over the one coat of primer for Ceiling.Colour washing with two coats over one coat of primer for all Walls.

JOINERY SCHEDULE

RS	6.00 x 4.15	ROLLING SHUTTER
RS1	4.00 x 4.15	ROLLING SHUTTER
FD1	1.20 x 2.50	MAIN DOOR
D1	1.20 x 2.50	DOOR
D3	1.00 x 2.50	DOOR
D4	0.75 x 2.10	DOOR
D5	0.90 x 2.50	DOOR
D6	2.25 x 2.50	DOOR
W1	2.00 x 1.50	WINDOW
W2	1.20 x 1.50	WINDOW
W3	3.00 x 1.50	WINDOW
W4	4.51 x 1.50	WINDOW
W5	3.55 x 1.50	WINDOW
W6	1.88 x 1.50	WINDOW
W7	2.36 x 1.50	WINDOW
W8	4.61 x 1.50	WINDOW
W9	1.51 x 1.50	WINDOW
W10	1.91 x 1.50	WINDOW
W11	5.34 x 1.50	WINDOW
W12	7.01 x 1.50	WINDOW
W13	6.54 x 1.50	WINDOW
W15	4.21 x 1.50	WINDOW
W16	1.05 x 1.50	WINDOW
W17	1.43 x 1.50	WINDOW
W18	1.35 x 1.50	WINDOW
W19	1.69 x 1.50	WINDOW
W20	1.17 x 1.50	WINDOW
W21	1.54 x 1.50	WINDOW
W22	1.56 x 1.50	WINDOW
W23	1.50 x 1.50	WINDOW
W24	1.69 x 1.50	WINDOW
V5	1.50 x 1.50	VENTILATOR
V6	0.95 x 1.50	VENTILATOR

COLOUR INDEX :

PROPOSED	
BOUNDARY	
ROAD	
DRIVEWAY	

REFERENCE :

SCALE	: 1"-16'/1:200
DATE	: 16 MAR 2023
DRAWN	: MOORTHY.D

N W E S

APPLICANT :

For Precision Machine And Auto Components Pvt. Ltd.
B. KARTHIK
Executive Director

ARCHITECT / REGISTERED ENGINEER :

S. LAVANYA, B.ARCH
Regn. No:CA/2010/48450

REGISTERED STRUCTURAL ENGINEER :

Dr. R. SURESH BABU, M(Struct), Ph.D, M.I.E (INDIA), FIV
Registered Structural Engineer - Grade1
TVLR/RSE/Gr-1/2010/11/004 dt 27/11/2010
No.1, Krishnama Road, Mashtur Buildings
1st Floor, Nungambakkam, Chennai - 600 034.
Ph.: 8884055743 rsbsprsd@gmail.com

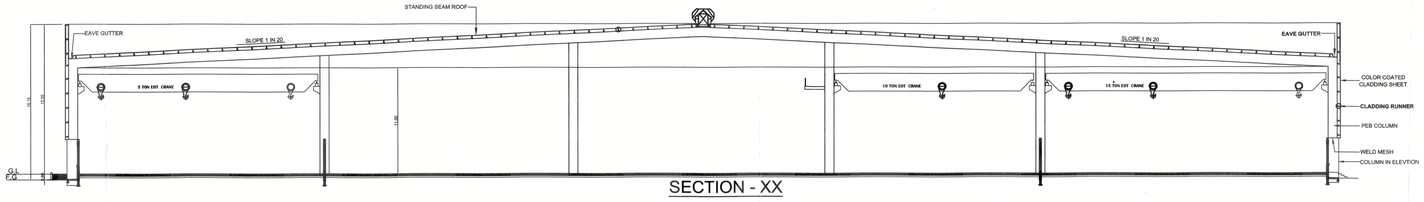

SECTION - XX



ROOF PLAN

PLAN SHOWING THE PROPOSED CONSTRUCTION OF FACTORY BUILDING, IN S.F.NO: 192/11Apt, 193/13Ept; 200/1A, 200/2A, 200/3A, 200/3B, 200/3C; 201/3, 201/4, 201/5, 201/6, 201/7, 201/8, 201/9, 201/10, 201/11, 201/12, 201/13, 201/14, 201/15; VAYALUR VILLAGE, TIRUVALLUR TALUK, TIRUVALLUR DISTRICT.

MANUFACTURING OF "FABRICATION / MACHINE COMPONENTS" INDUSTRY CLASSIFIED AS "GREEN"

NOTE : ALL DIMENSIONS AREA IN METER

SPECIFICATION :

FOUNDATION	:	RCC 1:11/2:3 M25 Concrete Column footing Laid Over sand filling and PCC 1:4:8.
RCC WORK	:	All Column, Beams, Roof Slab, Lintel,& Sunshade are in CC 1:11/2:3(M-25)
BRICKWORK	:	B.W in Basement & Superstructure are in CM 1:5.
JOINERY	:	Joineries are made with Steel (or) first class teak wood.
WEATHERING COURSE	:	9" x 9" Pressed Tiles laid over the Brick Jelly with Lime mortor and sloped with water proofing compound.
PLASTERING	:	Ceiling plastering with CM 1:3Inside & Outside walls are plastering with CM 1:4.
PAINTING	:	White washing with two coats over the one coat of primer for Ceiling Colour washing with two coats over one coat of primer for all Walls.

JOINERY SCHEDULE

RS	6.00 x 4.15	ROLLING SHUTTER
RS1	4.00 x 4.15	ROLLING SHUTTER
FD1	1.20 x 2.50	MAIN DOOR
D1	1.20 x 2.50	DOOR
D3	1.00 x 2.50	DOOR
D4	0.75 x 2.10	DOOR
D5	0.90 x 2.50	DOOR
D6	2.25 x 2.50	DOOR
W1	2.00 x 1.50	WINDOW
W2	1.20 x 1.50	WINDOW
W3	3.00 x 1.50	WINDOW
W4	4.51 x 1.50	WINDOW
W5	3.55 x 1.50	WINDOW
W6	1.88 x 1.50	WINDOW
W7	2.36 x 1.50	WINDOW
W8	4.61 x 1.50	WINDOW
W9	1.51 x 1.50	WINDOW
W10	1.91 x 1.50	WINDOW
W11	5.34 x 1.50	WINDOW
W12	7.01 x 1.50	WINDOW
W13	6.54 x 1.50	WINDOW
W15	4.21 x 1.50	WINDOW
W16	1.05 x 1.50	WINDOW
W17	1.43 x 1.50	WINDOW
W18	1.35 x 1.50	WINDOW
W19	1.69 x 1.50	WINDOW
W20	1.17 x 1.50	WINDOW
W21	1.54 x 1.50	WINDOW
W22	1.56 x 1.50	WINDOW
W23	1.50 x 1.50	WINDOW
W24	1.69 x 1.50	WINDOW
V5	1.50 x 1.50	VENTILATOR

COLOUR INDEX :

PROPOSED
BOUNDARY
ROAD
DRIVEWAY

REFERENCE :

SCALE : 1"-16'/1:200
DATE : 16 MAR 2023
DRAWN : MOORTHY.D

N E W S

APPLICANT :

For Precision Machine And Auto Components Pvt. Ltd.
B. KARTHIK
Executive Director

ARCHITECT / REGISTERED ENGINEER :

S. LAVANYA, B.ARCH
Regn. No:CA/2010/48450

REGISTERED STRUCTURAL ENGINEER :

Dr. R. SURESH BABU, MEdiweb, Ph.D., M.I.E (IND), FIV
Registered Structural Engineer - Grade I
TVLR/RSE/Gr-1/2019/111/004 dt 27/11/2019
No.1, Krishnama Road, Maduravoyal,
1st Floor, Nungambakkam, Chennai - 600 034.
Ph:9884055743 rsbrspros@gmail.com

HOSTEL & CATEEN BLOCK, TEMPLE | SHEET NO: 05 / 08

PLAN SHOWING THE PROPOSED CONSTRUCTION OF FACTORY BUILDING, IN S.F.NO: 192/11Apt, 193/13Ept; 200/1A, 200/2A, 200/3A, 200/3B, 200/3C; 201/3, 201/4, 201/5, 201/6, 201/7, 201/8, 201/9, 201/10, 201/11, 201/12, 201/13, 201/14, 201/15; VAYALUR VILLAGE, TIRUVALLUR TALUK, TIRUVALLUR DISTRICT.
MANUFACTURING OF "FABRICATION / MACHINE COMPONENTS" INDUSTRY CLASSIFIED AS "GREEN"



ELEVATION - A

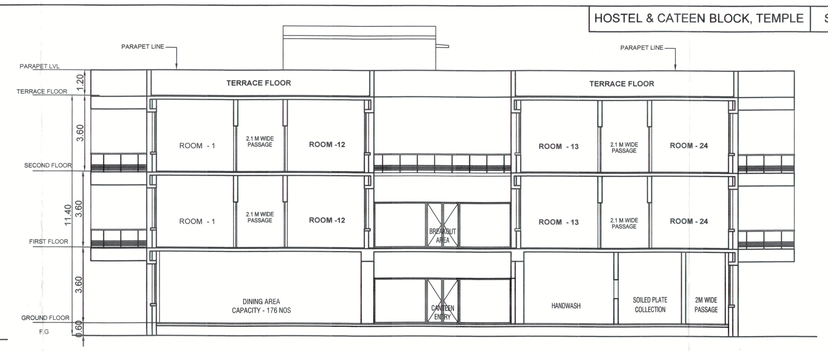

SECTION - "AA"

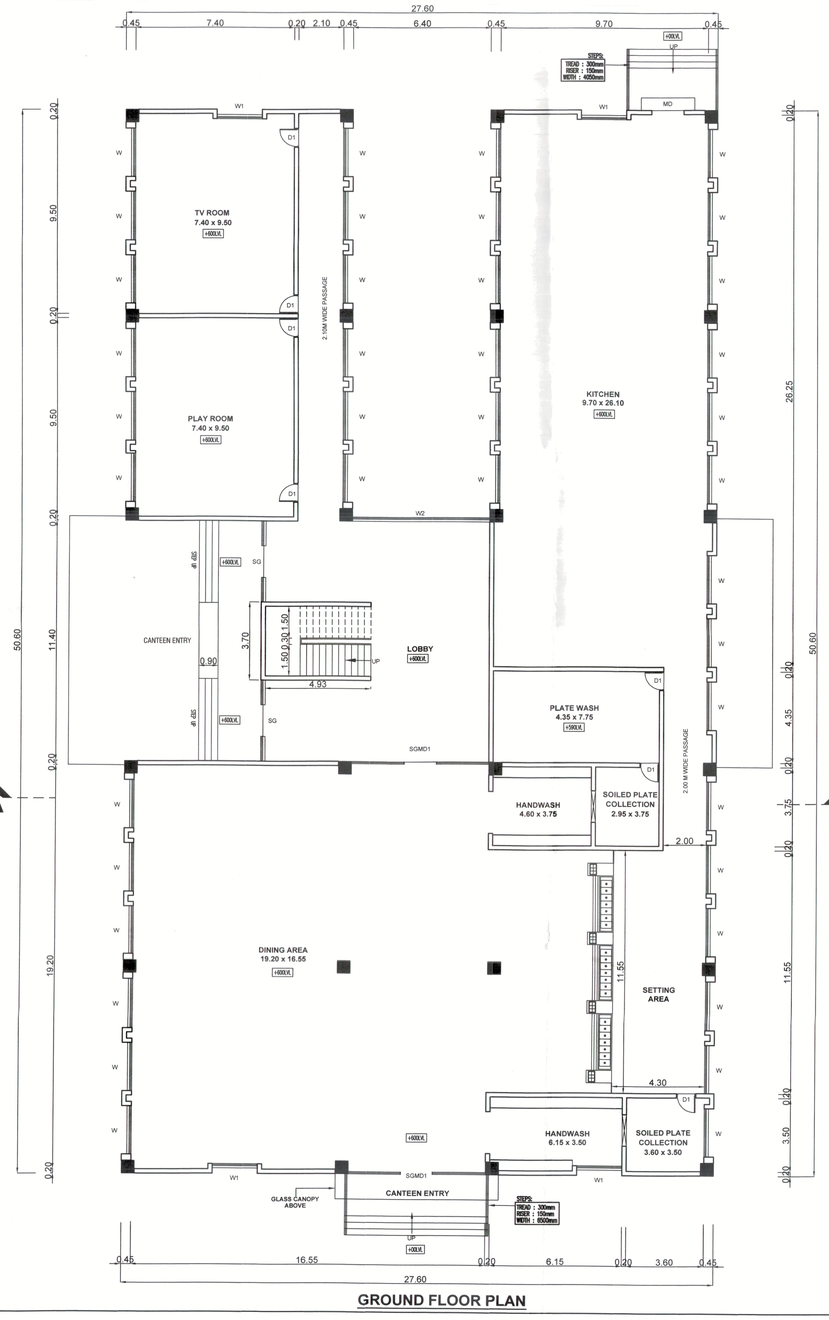

GROUND FLOOR PLAN

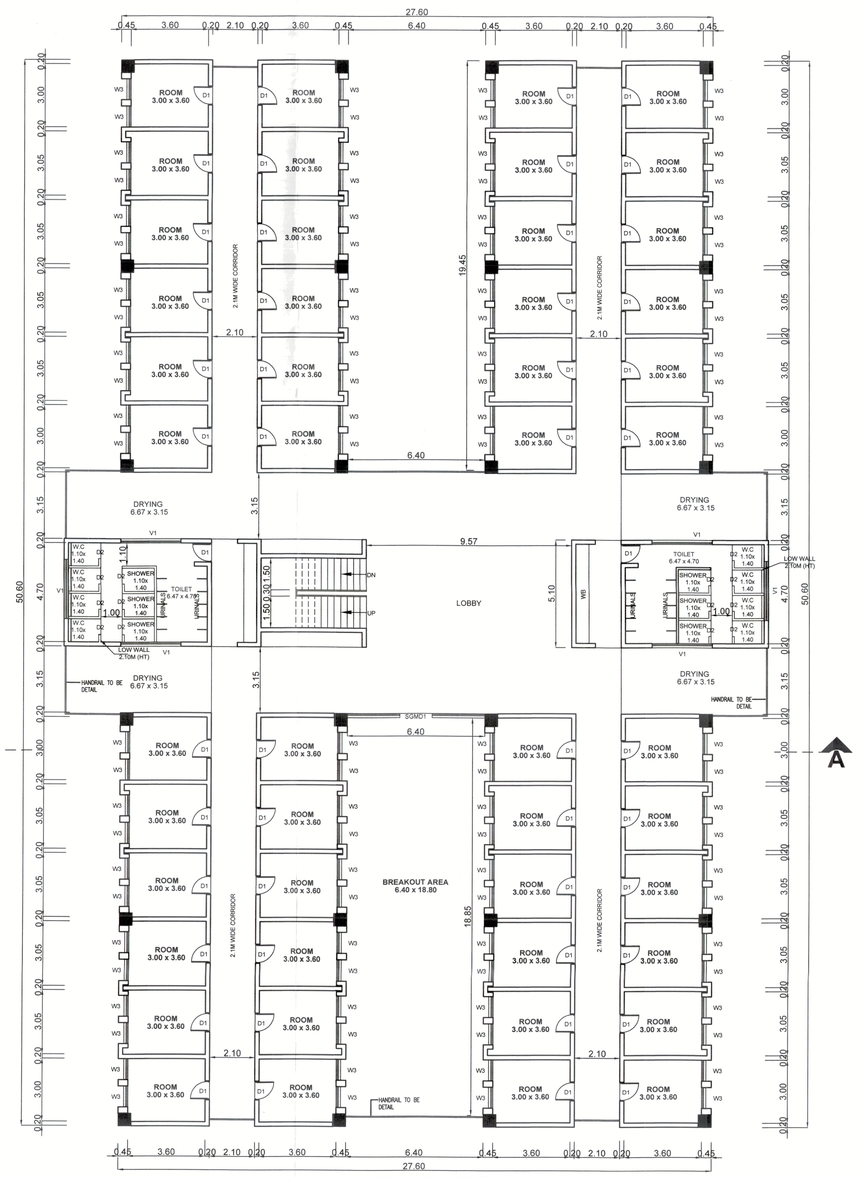

FIRST FLOOR PLAN

(BLOCK-6) TEMPLE

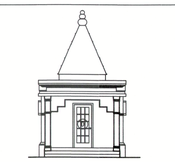

ELEVATION - A

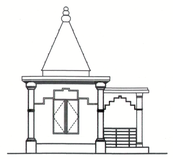

ELEVATION - B

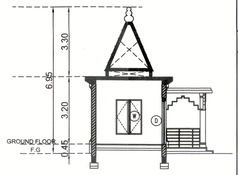

SECTION -X-X

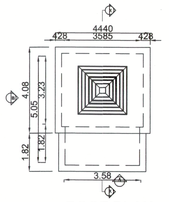

ROOF PLAN

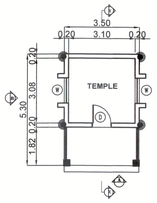

GROUND FLOOR PLAN

NOTE : ALL DIMENSIONS AREA IN METER

SPECIFICATION :

FOUNDATION	:	RCC 1:11/2:3 M25 Concrete Column footing Laid Over sand filling and PCC 1:4:8.
RCC WORK	:	All Column, Beams, Roof Slab, Lintel,& Sunshade are in CC 1:11/2:3(M-25)
BRICKWORK	:	B.W in Basement & Superstructure are in CM 1:5.
JOINERY	:	Joineries are made with Steel (or) first class teak wood.
WEATHERING COURSE	:	9" x 9" Pressed Tiles laid over the Brick Jelly with Lime mortor and sloped with water proofing compound.
PLASTERING	:	Ceiling plastering with CM 1:3Inside & Outside walls are plastering with CM 1:4.
PAINTING	:	White washing with two coats over the one coat of primer for Ceiling.Colour washing with two coats over one coat of primer for all Walls.

JOINERY SCHEDULE

SG	1.50 x 2.05	SHUTTER GLASS
D1	0.90 x 2.40	DOOR
D2	0.75 x 2.40	DOOR
W	2.30 x 1.50	WINDOW
W1	1.10 x 1.50	WINDOW
W3	0.10 x 1.50	WINDOW
V1	2.80 x 1.50	VENTILATOR

COLOUR INDEX :

PROPOSED
BOUNDARY
ROAD
DRIVEWAY

REFERENCE :

SCALE : 1"-8'/1:100
DATE : 16 MAR 2023
DRAWN : MOORTHY.D

N W E S

MECHANICAL VENTILATION AND FIRE PROTECTION SYSTEM PROVIDED FOR ENTIRE BUILDING

APPLICANT :

For Precision Machine And Auto Components Pvt. Ltd.
B. KARTHIK
Executive Director

ARCHITECT / REGISTERED ENGINEER :

S. LAVANYA, B.ARCH
Regn. No:CA/2010/48450

ARCHITECT / REGISTERED ENGINEER :

Dr. R. SURESH BABU, ME(Bldg), Ph.D., M.I.E (IND), FIV
Registered Structural Engineer - Grade I
TVLR/RSE/GI/-1/2010/111/004 dt 27/11/2019
No.1, Krishnama Road, Mashkur Building,
1st Floor, Nungambakkam, Chennai - 600 034.
Ph: 9884055743 rsbrsprss@gmail.com

SHEET NO: 06 / 08

(BLOCK-7) PUMP & SUMP ROOM

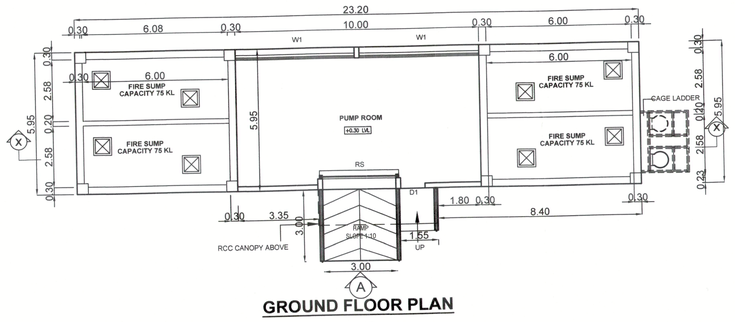

GROUND FLOOR PLAN

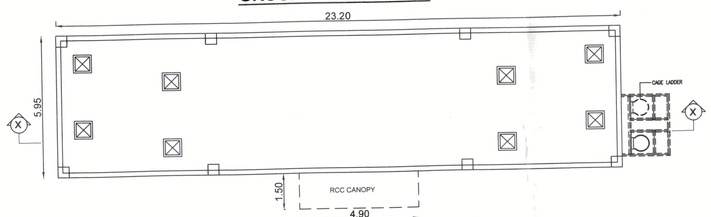

TERRACE FLOOR PLAN

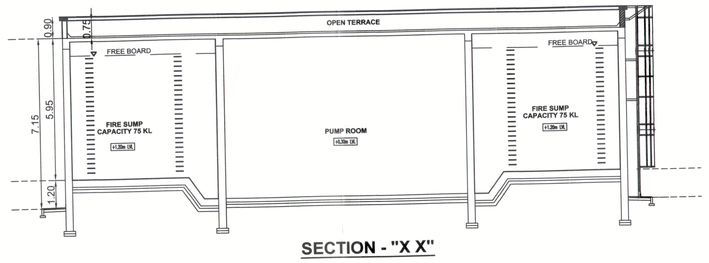

SECTION - "X X"

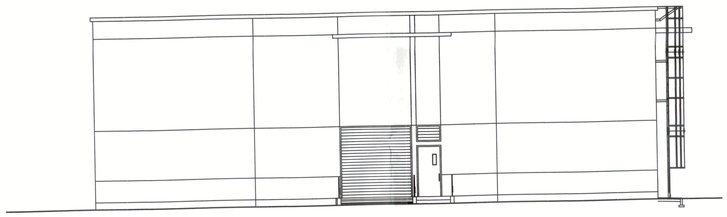

ELEVATION - A

(BLOCK-11) SECURITY - 2

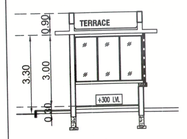

SECTION -"XX"

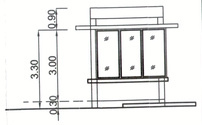

ELEVATION - A

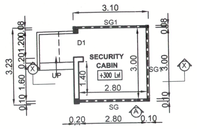

GROUND FLOOR PLAN

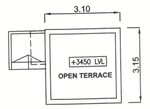

TERRACE FLOOR PLAN

PLAN SHOWING THE PROPOSED CONSTRUCTION OF FACTORY BUILDING, IN S.F.NO: 192/11Apt, 193/13Ept; 200/1A, 200/2A, 200/3A, 200/3B, 200/3C; 201/3, 201/4, 201/5, 201/6, 201/7, 201/8, 201/9, 201/10, 201/11, 201/12, 201/13, 201/14, 201/15; VAYALUR VILLAGE, TIRUVALLUR TALUK, TIRUVALLUR DISTRICT.

MANUFACTURING OF "FABRICATION / MACHINE COMPONENTS" INDUSTRY CLASSIFIED AS "GREEN"

NOTE : ALL DIMENSIONS AREA IN METER

SPECIFICATION :

FOUNDATION	:	RCC 1:11/2:3 M25 Concrete Column footing Laid Over sand filling and PCC 1:4:8.
RCC WORK	:	All Column, Beams, Roof Slab, Lintel,& Sunshade are in CC 1:11/2:3(M-25)
BRICKWORK	:	B.W in Basement & Superstructure are in CM 1:5.
JOINERY	:	Joineries are made with Steel (or) first class teak wood.
WEATHERING COURSE	:	9" x 9" Pressed Tiles laid over the Brick Jelly with Lime mortor and sloped with water proofing compound.
PLASTERING	:	Ceiling plastering with CM 1:3Inside & Outside walls are plastering with CM 1:4.
PAINTING	:	White washing with two coats over the one coat of primer for Ceiling.Colour washing with two coats over one coat of primer for all Walls.

JOINERY SCHEDULE

RS1	4.00 x 4.15	ROLLING SHUTTER
RS2	3.00 x 4.15	ROLLING SHUTTER
D	3.00 x 2.40	DOOR
D1	1.50 x 2.40	DOOR
D2	1.20 x 2.40	DOOR
D3	1.00 x 2.40	DOOR
D4	0.90 x 2.40	DOOR
D5	0.75 x 2.10	DOOR
W1	1.80 x 1.50	WINDOW
V1		VENTILATOR
V2	1.80 x 0.90	VENTILATOR
FG	2.40 x 2.40	FIXED GLASS

COLOUR INDEX :

PROPOSED
BOUNDARY
ROAD
DRIVEWAY

REFERENCE :

SCALE : 1"-8'/1:100
DATE : 16 MAR 2023
DRAWN : MOORTHY.D

N W E S

MECHANICAL VENTILATION AND FIRE PROTECTION SYSTEM PROVIDED FOR ENTIRE BUILDING

APPLICANT :

For Precision Machine And Auto Components Pvt. Ltd.
B. KARTHIK
Executive Director

ARCHITECT / REGISTERED ENGINEER :

S. LAVANYA, B.ARCH
Regn. No:CA/2010/48450

ARCHITECT / REGISTERED ENGINEER :

Dr. R. SURESH BABU, ME(Struct), Ph.D., M.I.E (IND)., FIV
Registered Structural Engineer - Grade I
TVLR/RSE/Gr-I/2019/11/004 dt 27/11/2019
No.1, Krishnama Road, Mashkur Building,
1st Floor, Nungambakkam, Chennai - 600 034.
Ph: 9884055743 rsbrspss@gmail.com

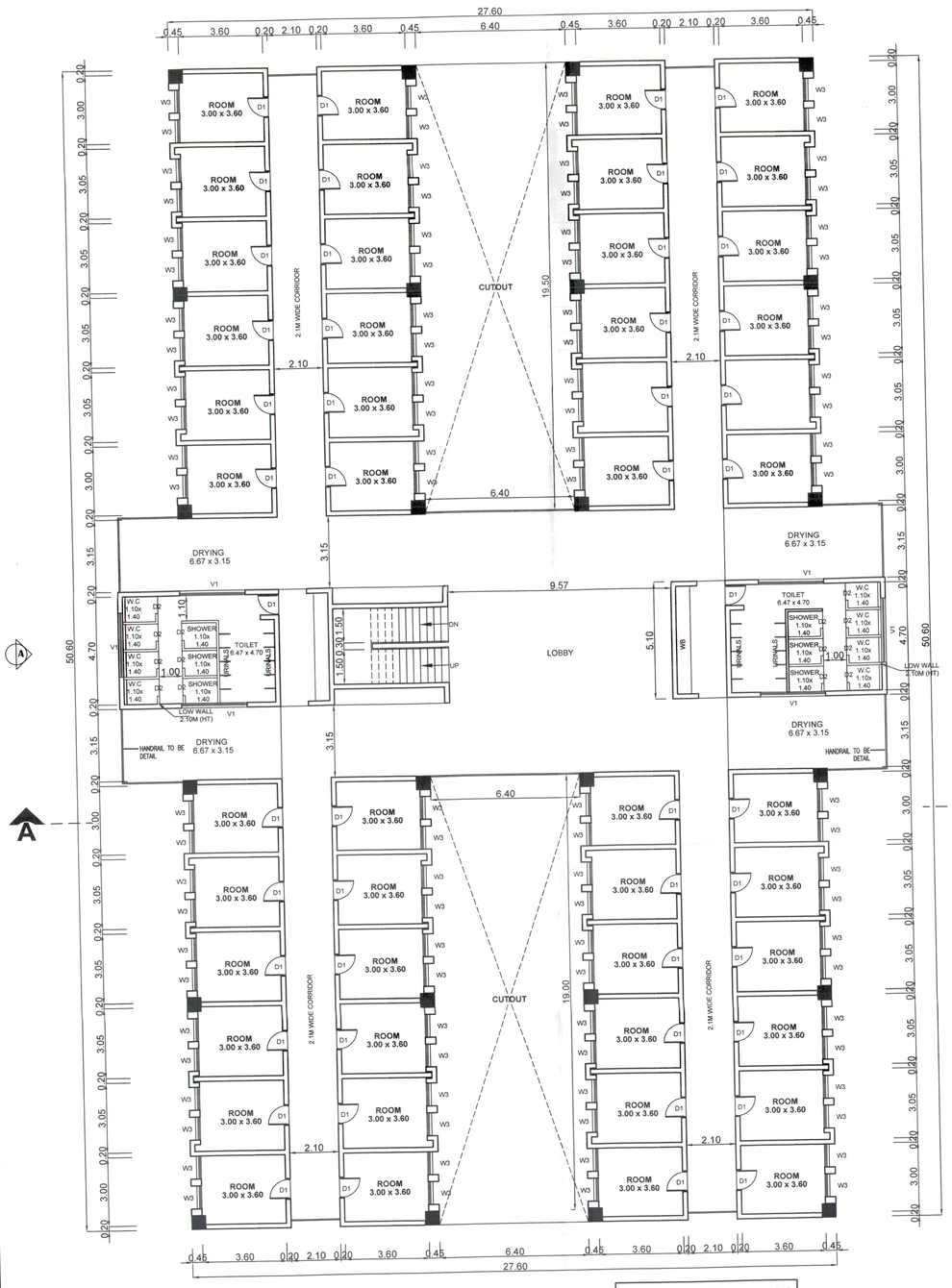

SECOND FLOOR PLAN

HOSTEL & CATEEN BLOCK

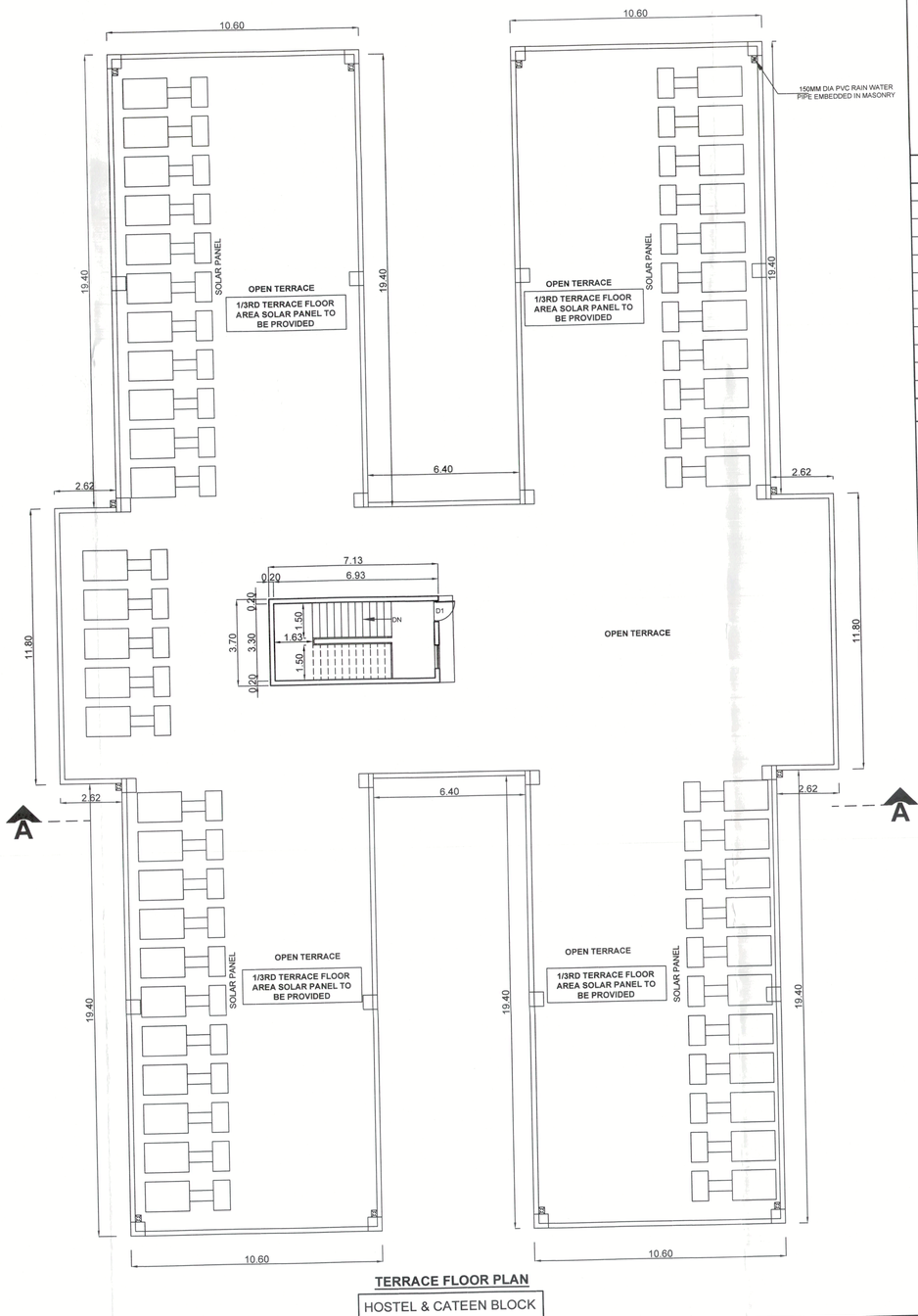

TERRACE FLOOR PLAN

HOSTEL & CATEEN BLOCK

BLOCK -05(A,B & C) | SHEET NO: 07 / 08

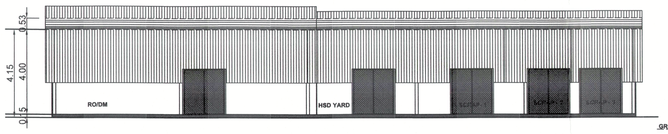

ELEVATION - A
RO,HSD & SCRAP YARD



ELEVATION - A
STORAGE & SCRAP YARD

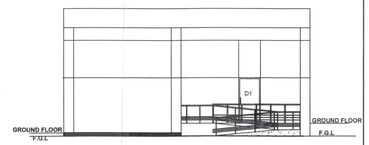

ELEVATION - A
HEALTH CENTER

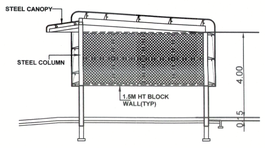

SECTION - "XX"
RO,HSD & SCRAP YARD

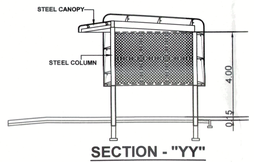

SECTION - "YY"
RO,HSD & SCRAP YARD

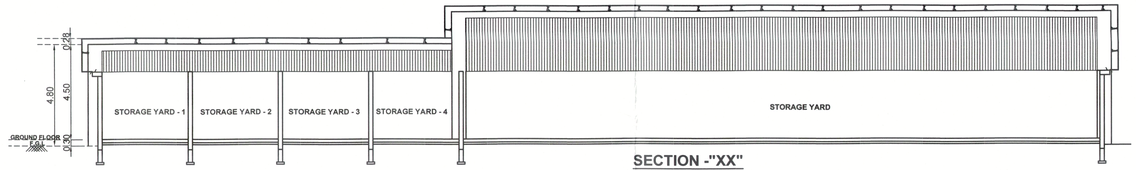

SECTION -"XX"
STORAGE & SCRAP YARD

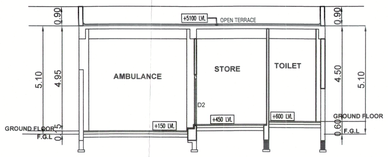

SECTION - "AA"
HEALTH CENTER

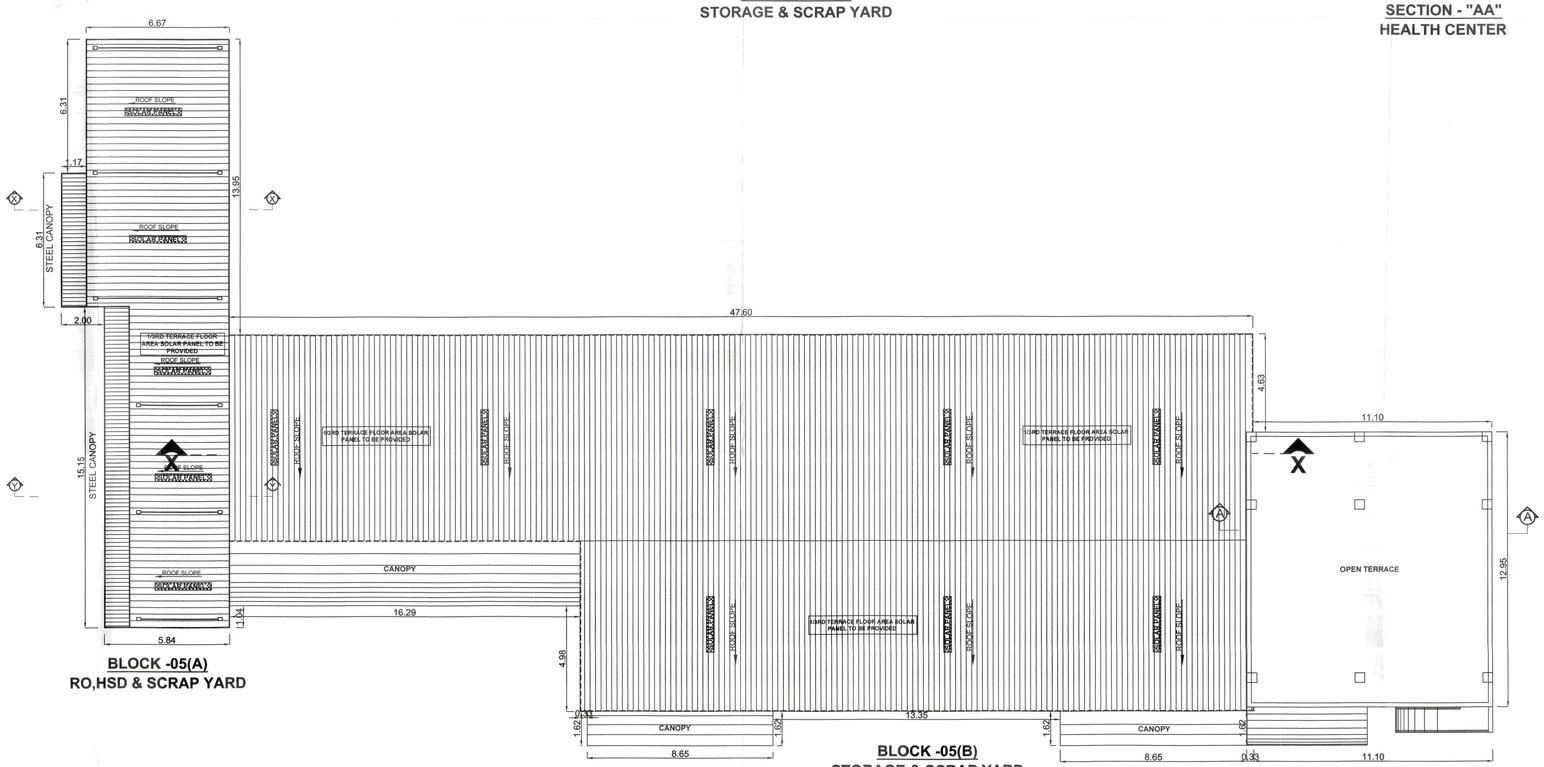

BLOCK -05(A)
RO,HSD & SCRAP YARD

BLOCK -05(B)
STORAGE & SCRAP YARD

BLOCK -05(C)
HEALTH CENTER

ROOF PLAN

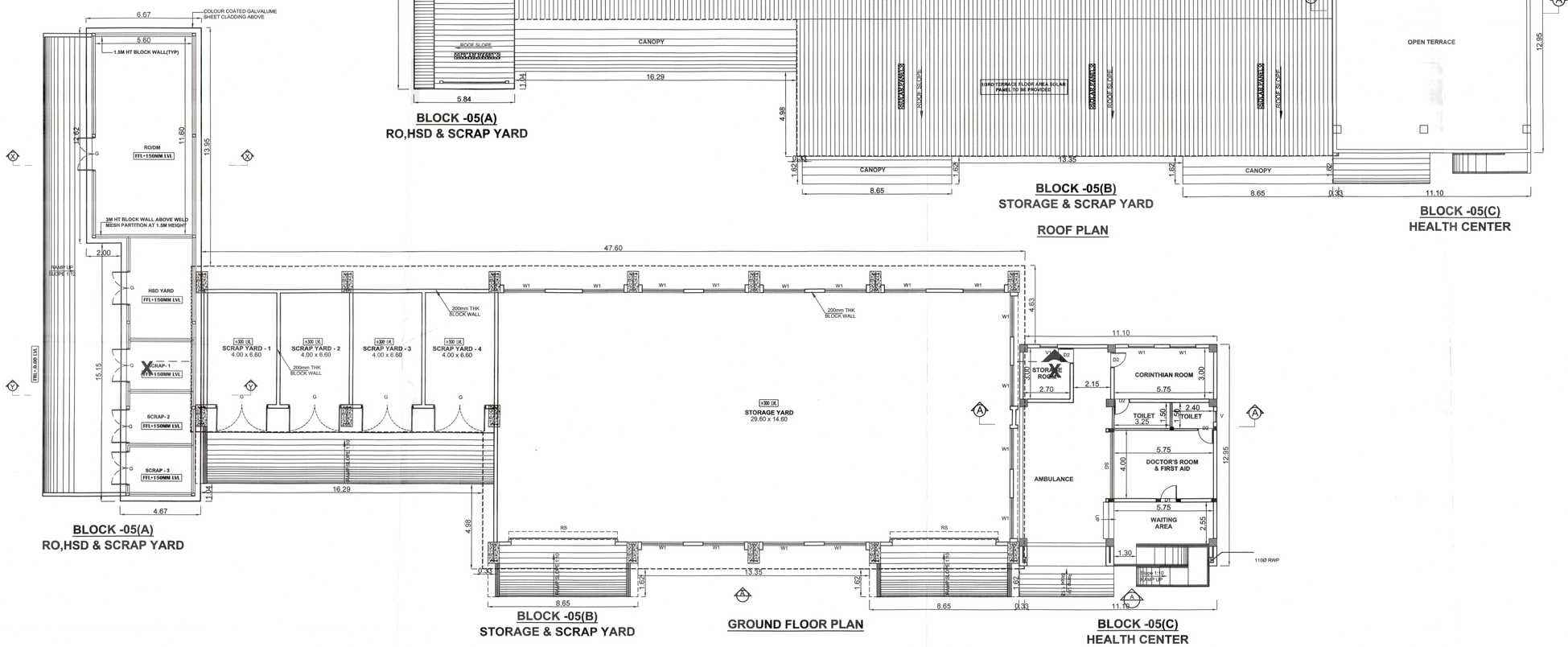

BLOCK -05(A)
RO,HSD & SCRAP YARD

BLOCK -05(B)
STORAGE & SCRAP YARD

GROUND FLOOR PLAN

BLOCK -05(C)
HEALTH CENTER

PLAN SHOWING THE PROPOSED CONSTRUCTION OF FACTORY BUILDING, IN S.F.NO: 192/11Apt, 193/13Ept; 200/1A, 200/2A, 200/3A, 200/3B, 200/3C; 201/3, 201/4, 201/5, 201/6, 201/7, 201/8, 201/9, 201/10, 201/11, 201/12, 201/13, 201/14, 201/15; VAYALUR VILLAGE, TIRUVALLUR TALUK, TIRUVALLUR DISTRICT. MANUFACTURING OF "FABRICATION / MACHINE COMPONENTS" INDUSTRY CLASSIFIED AS "GREEN"

NOTE : ALL DIMENSIONS AREA IN METER

SPECIFICATION :

FOUNDATION	:	RCC 1:11/2:3 M25 Concrete Column footing Laid Over sand filling and PCC 1:4:8.
RCC WORK	:	All Column, Beams, Roof Slab, Lintel,& Sunshade are in CC 1:11/2:3(M-25)
BRICKWORK	:	B.W in Basement & Superstructure are in CM 1:5.
JOINERY	:	Joineries are made with Steel (or) first class teak wood.
WEATHERING COURSE	:	9" x 9" Pressed Tiles laid over the Brick Jelly with Lime mortor and sloped with water proofing compound.
PLASTERING	:	Ceiling plastering with CM 1:3Inside & Outside walls are plastering with CM 1:4.
PAINTING	:	White washing with two coats over the one coat of primer for Ceiling,Colour washing with two coats over one coat of primer for all Walls.

JOINERY SCHEDULE

G	3.00 x 1.95	GATE
RS	6.00 x 4.15	ROLLING SHUTTER
D	3.00 x 2.40	DOOR
D1	1.50 x 2.40	DOOR
D2	1.20 x 2.40	DOOR
D3	1.00 x 2.40	DOOR
D4	0.90 x 2.40	DOOR
D5	0.75 x 2.10	DOOR
W1	1.80 x 1.50	WINDOW
V1	2.40 x 0.90	VENTILATOR
V2	1.80 x 0.90	VENTILATOR
FG	2.40 x 2.40	FIXED GLASS

COLOUR INDEX :

PROPOSED
BOUNDARY
DRIVEWAY

REFERENCE :

SCALE : 1"-8'/1:100
DATE : 16 MAR 2023
DRAWN : MOORTHY.D

N W E S

MECHANICAL VENTILATION AND FIRE PROTECTION SYSTEM PROVIDED FOR ENTIRE BUILDING

APPLICANT :

For Precision Machine And Auto Components Pvt. Ltd.
B. KARTHIK
Executive Director

ARCHITECT / REGISTERED ENGINEER :

S. LAVANYA, B.ARCH
Regn. No:CA/2010/48450

ARCHITECT / REGISTERED ENGINEER :

Dr. R. SURESH BABU, ME(Struct), Ph.D., M.I.E (IND), FIV
Registered Structural Engineer - Grade I
TVLR/RSE/GI-1/2019/11/004 dt 27/11/2019
No.1, Krishnama Road, Mashkur Building,
1st Floor, Nungambakkam, Chennai - 600 034.
Ph:9884055743 rsbrspres@gmail.com

(BLOCK-3) RS, CC, CS & OS

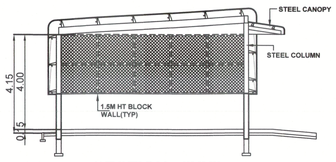

SECTION - "XX"

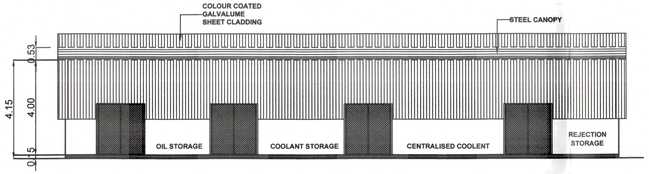

ELEVATION - A

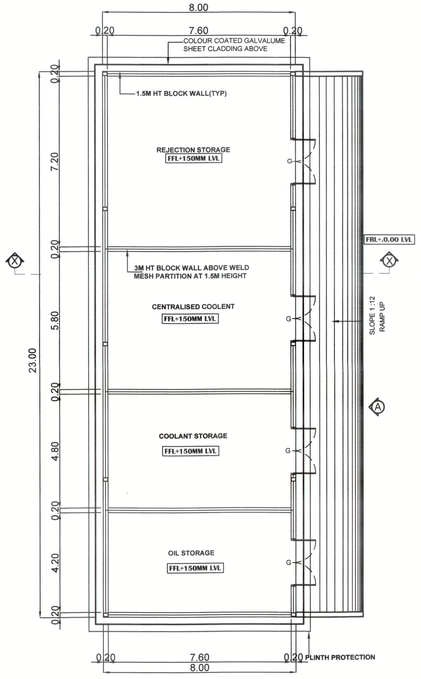

GROUND FLOOR PLAN

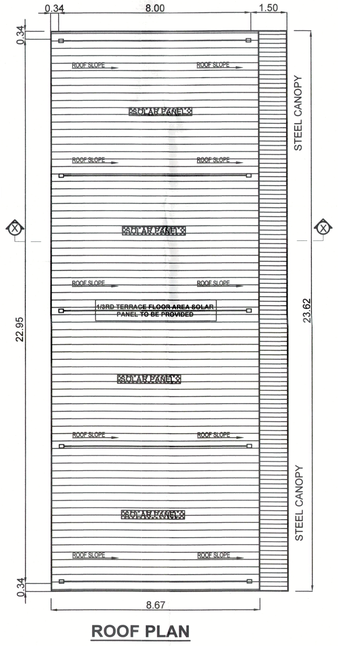

ROOF PLAN

(BLOCK-09) WEIGHING CABIN

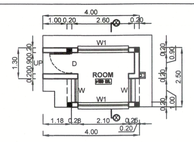

GROUND FLOOR PLAN

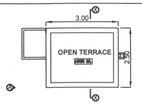

TERRACE FLOOR PLAN

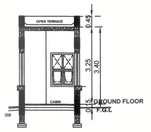

SECTION -"XX"

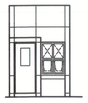

ELEVATION - A

JOINERY SCHEDULE		
D	0.90 x 2.10	DOOR
W	2.10 x 1.50	WINDOW
W	1.00 x 1.50	WINDOW

WEIGHBRIDGE

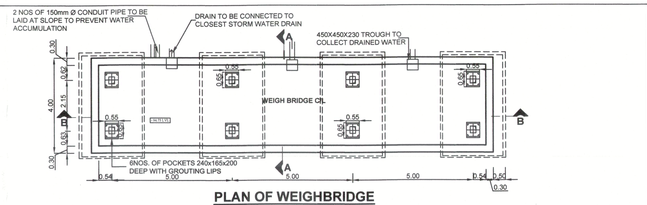

PLAN OF WEIGHBRIDGE

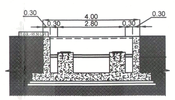

SECTION -"BB"

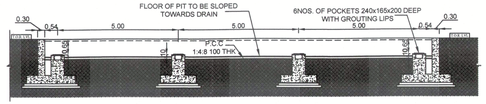

SECTION -"BB"

(BLOCK -08) DRIVER'S ROOM

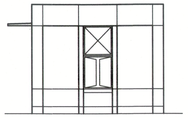

ELEVATION - C

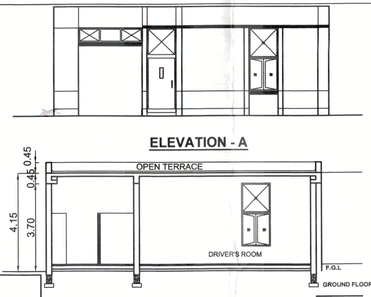

SECTION -"XX"

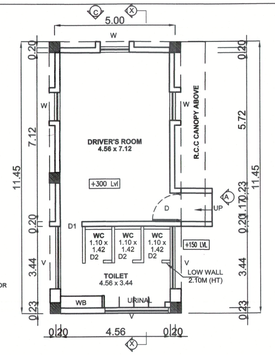

GROUND FLOOR PLAN

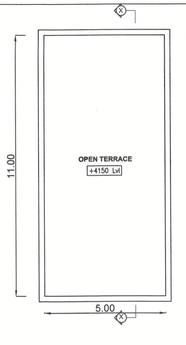

TERRACE FLOOR PLAN

JOINERY SCHEDULE		
D	1.20 x 2.10	DOOR
D1	0.95 x 2.10	DOOR
D2	0.75 x 2.10	DOOR
W	1.20 x 1.50	WINDOW
V2	2.64 x 0.90	VENTILATOR

(BLOCK -04)STP

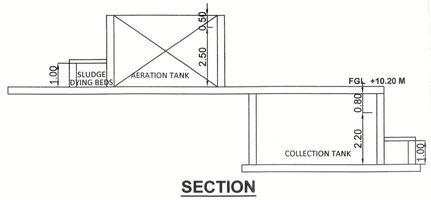

SECTION

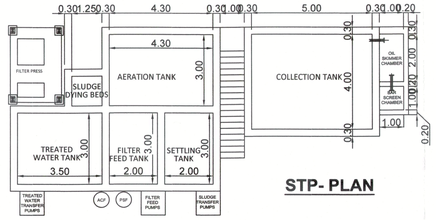

STP- PLAN

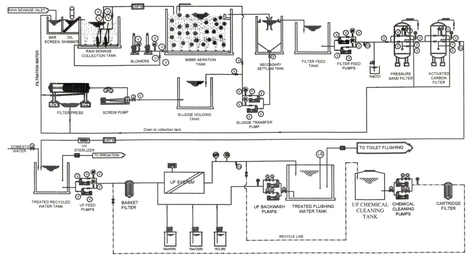

SEWAGE TREATMENT PLANT-75 KLD

SHEET NO: 08 / 08

(BLOCK - 10,12) SECURITY -1,3

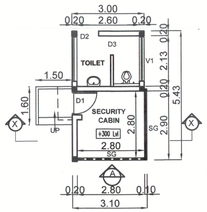

GROUND FLOOR PLAN

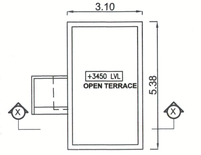

TERRACE FLOOR PLAN

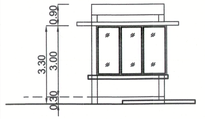

ELEVATION - A

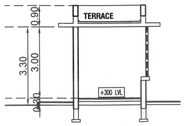

SECTION -"XX"

JOINERY SCHEDULE		
SG	2.90 x 1.95	SHUTTER GLASS
D1	1.00 x 2.40	DOOR
D2	0.90 x 2.40	DOOR
D3	0.75 x 1.50	DOOR
V1	1.86 x 1.50	VENTILATOR

PLAN SHOWING THE PROPOSED CONSTRUCTION OF FACTORY BUILDING, IN S.F.NO: 192/11Apt, 193/13Ept; 200/1A, 200/2A, 200/3A, 200/3B, 200/3C; 201/3, 201/4, 201/5, 201/6, 201/7, 201/8, 201/9, 201/10, 201/11, 201/12, 201/13, 201/14, 201/15; VAYALUR VILLAGE, TIRUVALLUR TALUK, TIRUVALLUR DISTRICT. MANUFACTURING OF "FABRICATION / MACHINE COMPONENTS" INDUSTRY CLASSIFIED AS "GREEN"

NOTE : ALL DIMENSIONS AREA IN METER

SPECIFICATION :

FOUNDATION	:	RCC 1:11/2:3 M25 Concrete Column footing Laid Over sand filling and PCC 1:4:8.
RCC WORK	:	All Column, Beams, Roof Slab, Lintel,& Sunshade are in CC 1:11/2:3(M-25)
BRICKWORK	:	B.W in Basement & Superstructure are in CM 1:5.
JOINERY	:	Joineries are made with Steel (or) first class teak wood.
WEATHERING COURSE	:	9" x 9" Pressed Tiles laid over the Brick Jelly with Lime mortor and sloped with water proofing compound.
PLASTERING	:	Ceiling plastering with CM 1:3Inside & Outside walls are plastering with CM 1:4.
PAINTING	:	White washing with two coats over the one coat of primer for Ceiling.Colour washing with two coats over one coat of primer for all Walls.

COLOUR INDEX :

PROPOSED	
BOUNDARY	
ROAD	
DRIVEWAY	

REFERENCE :

SCALE : 1"-8'/1:100
DATE : 16 MAR 2023
DRAWN : MOORTHY.D

N W E S

MECHANICAL VENTILATION AND FIRE PROTECTION SYSTEM PROVIDED FOR ENTIRE BUILDING

APPLICANT :

For Precision Machine And Auto Components Pvt. Ltd.
B. KARTHIK
Executive Director

ARCHITECT / REGISTERED ENGINEER :

S. LAVANYA, B.ARCH
Regn. No:CA/2010/48450

ARCHITECT / REGISTERED ENGINEER :

Dr. R. SURESH BABU, ME(Struct), Ph.D., M.I.E (IND), FIV
Registered Structural Engineer - Grade I
TVLR/RSE/Gr.-I/2019/111/004 dt 27/11/2019
No.1, Krishnama Road, Mashkur Building,
1st Floor, Nungambakkam, Chennai - 600 034.
Ph:9884055743 rsbrsprss@gmail.com

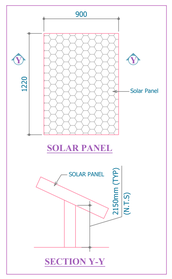

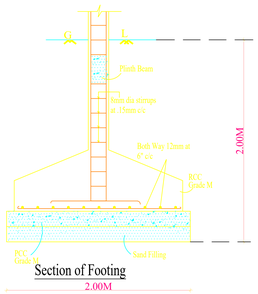

Section of Footing

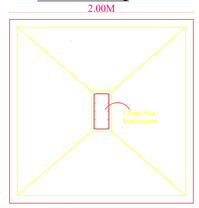

Column Foundation detail

Plan of Footing

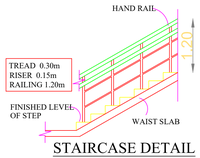

STAIRCASE DETAIL

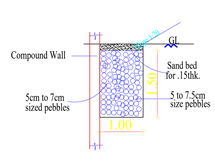

Rain Water Trench Detail

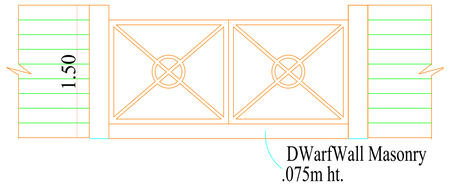

Gate Detail

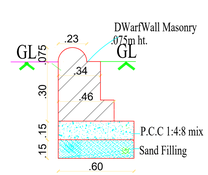

DWarfWall Masonry detail

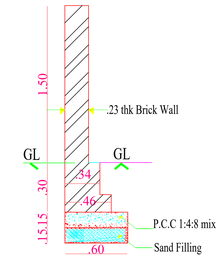

CompoundWall detail

SITE PLAN

(SCALE = 1 : 400)

SITE PLAN	SHEET NO: 01 / 08

SITE PLAN SHOWING THE PROPOSED CONSTRUCTION OF FACTORY BUILDING, IN S.F.NO: 192/11Apt, 193/13Ept; 200/1A, 200/2A, 200/3A, 200/3B, 200/3C; 201/3, 201/4, 201/5, 201/6, 201/7, 201/8, 201/9, 201/10, 201/11, 201/12, 201/13, 201/14, 201/15; VAYALUR VILLAGE, TIRUVALLUR TALUK, TIRUVALLUR DISTRICT.

MANUFACTURING OF "FABRICATION / MACHINE COMPONENTS" INDUSTRY CLASSIFIED AS "GREEN"

NOTE : ALL DIMENSIONS AREA IN METER

AREA STATEMENT DETAILS

SITE AREA AS PER DOCUMENT	: 45041.51 SQ.M
SITE AREA AS PER PATTA	: 44900.00 SQ.M
SUPER IMPOSED SITE AREA	: 44623.35 SQ.M

BUILDING AREA DETAILS :

B.NO	DESCRIPTION	FSI (SQ.M)	NON-FSI (SQ.M)	TOTAL (SQ.M)
B-1	BLOCK -1(FACTORY BUILDING)			
	GROUND FLOOR	21745.10	-	21745.10
	MEZZANINE FLOOR (OFFICE)	1877.81	-	1877.81
	SUB-TOTAL	23622.91	-	23622.91
B-2	BLOCK -2(HOSTEL BLOCK)			
	GROUND FLOOR	1281.52	-	1281.52
	FIRST FLOOR	1210.11	-	1210.11
	SECOND PLAN	1210.11	-	1210.11
	SUB-TOTAL	3701.74		3701.74
B-3	BLOCK -3(RS,CC, CS & OS)			
	GROUND FLOOR	185.06	-	185.06
B-4	BLOCK -4(STP)			
	GROUND FLOOR	49.89	-	49.89
B-5	BLOCK -5(STORAGE YARD & SCRAP YARD,HEALTH CENTRE, RO,HSD & SCRAP YARD)			
	GROUND FLOOR	1122.27	-	1122.27
B-6	BLOCK -6 (TEMPLE)			
	GROUND FLOOR	25.53	-	25.53
B-7	BLOCK -7 (SUMP & PUMP ROOM)			
	GROUND FLOOR	145.39	-	145.39
B-8	BLOCK -8 (DRIVERS REST ROOM)			
	GROUND FLOOR	70.23	-	70.23
B-9	BLOCK -9 (WEIGHING CABIN)			
	GROUND FLOOR	8.80	-	8.80
B-10	BLOCK -10 (SECURITY BLOCK-1)			
	GROUND FLOOR	16.83	-	16.83
B-11	BLOCK - 11 (SECURITY BLOCK-2)			
	GROUND FLOOR	10.01	-	10.01
B-12	BLOCK -12 (SECURITY BLOCK-3)			
	GROUND FLOOR	16.83	-	16.83
	TOTAL	28975.49	-	28975.49

TOTAL FSI AREA = 28975.49 SQ.M

FLOOR SPACE INDEX = $\frac{28975.49}{44623.35}$ = 0.649

DESCRIPTION	REQUIRED	PROVIDED
LORRY PARKING	40 NOS	40 NOS
CAR PARKING	37 NOS	37 NOS
TWO WHEELER PARKING	399 NOS	400 NOS
CYCLE PARKING	399 NOS	400 NOS

HORSE POWER DETAILS : 3728.00 HP

NO OF WORKERS DETAIL :

DESCRIPTION	MALE	FEMALE	TOTAL
FACTORY WORKERS	50 NOS	50 NOS	100 NOS

O.S.R DETAILS :

O.S.R REQUIRED	= 4504.15 SQ.M
O.S.R PROVIDED -1	= 2371.67 SQ.M
O.S.R PROVIDED -2	= 636.93 SQ.M
O.S.R PROVIDED -3	= 706.44 SQ.M
O.S.R PROVIDED -4	= 791.45 SQ.M
O.S.R PROVIDED	= 4506.49 SQ.M

COLOUR INDEX :

PROPOSED
BOUNDARY
ROAD
DRIVEWAY

REFERENCE :

SCALE : 1"-32'/1:400
DATE : 16 MAR 2023
DRAWN : MOORTHY.D

N W E S

APPLICANT :

For Precision Machine And Auto Components Pvt. Ltd.
B. KARTHIK
Executive Director

ARCHITECT / REGISTERED ENGINEER :

S. LAVANYA, B.ARCH
Regn. No:CA/2010/48450

REGISTERED STRUCTURAL ENGINEER :

Dr. R. SURESH BABU, ME(Struct), Ph.D., M.I.E (IND)., FIV
Registered Structural Engineer - Grade I
TVLR/RSE/Gr-1/2019/11/004 dt 27/11/2019
No.1, Krishnama Road, Mashkur Building,
1st Floor, Nungambakkam, Chennai - 600 034.
Ph:9884055743 rsbrsprss@gmail.com

SITE AREA DETAILS

S.F.NO	PATTA AREA (SQ.M)	DOCUMENT AREA (ACRE)
192/11A	6150	1.52
193/13E	400	0.10
200/1A	2800	0.68
200/2A	3100	0.77
200/3A	1400	0.35
200/3B	800	0.21
200/3C	850	0.21
201/3	5900	1.46
201/4	2350	0.58
201/5	2400	0.59
201/6	5750	1.42
201/7	2250	0.55
201/8	1900	0.47
201/9	2000	0.49
201/10	1200	0.30
201/11	2000	0.50
201/12	1200	0.30
201/13	1100	0.28
201/14	750	0.19
201/15	600	0.16
TOTAL	**44900**	**11.13**
PATTA AREA IN SQ.M		**44900.00**
DOCUMENT AREA IN SQ.M		**45041.51**

Signature Not Verified Signature Not Verified
Signed by: Assistant Director Signed by: DTP
Location: Thiruvallur Location: null
Date:2023.04.04 08:58:36 Date:2023.04.04 10:10:59