PLAN SHOWING THE PROPOSED RE-CONSTRUCTION OF SHOP BUILDING AFTER REMOVING THE EXISTING BUILDING IN DOOR NO :187E/1, S.N HIGH ROAD (OLD T.S.NO:1378/4 PART, T.S.WARD:10, BLOCK : 18) NEW T.S.NO : 1378/4A , T.S.WARD : AJ, BLOCK : 24, SWAMY NELLAIYAPPAR HIGH ROAD SCHEME, THACHANALLUR WARD OFFICE, TIRUNELVELI TALUK, TIRUNELVELI CITY MUNICIPAL CORPORATION.

(Election Ward No : 30)

All Dimension Are In Meter, Scale 1:100

AREA DETAILS:-		Sq.Mt	Sq.Ft
Site Area	(As Per Document) (ABCDEF)	914.35	9842
Pro.Stilt Floor Area		294.53	3170
Pro.First Floor Area		294.53	3170
Pro.Second Floor Area		294.53	3170
Pro.Head Room Area		29.58	318
Exg.Building To Be Removed		31.00	334
Open Area		619.82	6672
Total Pro. SLF, F.F, S.F & H.R Area		913.17	9828
FSI Area		589.06	6340

JOINERY DETAILS:-

R.S	- Rolling Shutter	3.84 x 2.10
D	- Door	0.90 x 2.10
D2	- Door	0.75 x 2.10
L.D	- Lift Door	1.00 x 2.10
W4	- Window	1.22 x 1.50
W6	- Window	1.83 x 1.50

FLOOR AREA RATIO

= F.F + S.F / Total Site Area

= 294.53 + 294.53 / 914.35

= 589.06 / 914.35

= 0.644 < 2.00

Area Details :-	Area FSI (Sq.Mt)	NON FSI (Sq.Mt)	TOTAL (Sq.Mt)
Pro. Stilt Floor Area	-	294.53	294.53
Pro. First Floor Area	294.53	-	294.53
Pro. Second Floor Area	294.53	-	294.53
Pro. Head Room Area	-	29.58	29.58
Total Area	589.06	324.11	913.17

Note:

Waste Water Used for Garden
Rain Water harvesting Details Provided
Solar System Water tank provided
Fire Resistance to be provided
Emergency alarm to be provided
Drinking water to be provided as per corporation norms
Rain water harvesting tank to be provided
Waste water from recycled water tank & Trench connected to sullage disposal tank
Solid waste tub to be Provided
'U' traps provided in septictank to prevent curb breeding of mosquitoes
(As per G.O (M.S) No : 341 - dated 03.11.2004)

LEGENDS :-

- Site Boundary
- Exg. Road
- Proposed Building

SITE AREA DETAILS:-

As Per Document Area = 914.35 Sq.mt.
As Per T.S.L.R Area = 987.00 Sq.mt.
The Least Value Taken As Per Document Area

Required Parking :

i) Shop Building Parking:

Every 50 Sq.mt = 1 Car Space (2.50 x 5.00) & 1 Two Wheeler Space (1.00 x 1.80)
= 75 % of Plinth area
Required Parking = F.F + S.F + H.R
= 294.53 + 294.53 + 29.58
= 618.64 Sq.Mt
= 618.64 X 0.75 Sq.Mt
= 463.98 Sq.Mt
Required Parking = (463.98 /50)
Required Parking = 10 Cars & 10 Two Wheeler Space
Available Parking = 11 Cars & 12 Two Wheeler Space
(Including 2 Physically challenged car parking (3.60 x 5.00)

SANITATION REQUIREMENTS PROVIDED

Male Staffs- 10 nos			Female Staffs- 5 nos		
Sanitary Unit /	Required		Available		
	Gents	Ladies	Gents	Ladies	
Water Closet	1	1	2	4	OK
Drinking Water			2	2	OK
Wash Basin			2	2	OK
Urinals			1	4	OK
Cleaners Sink			2	2	OK

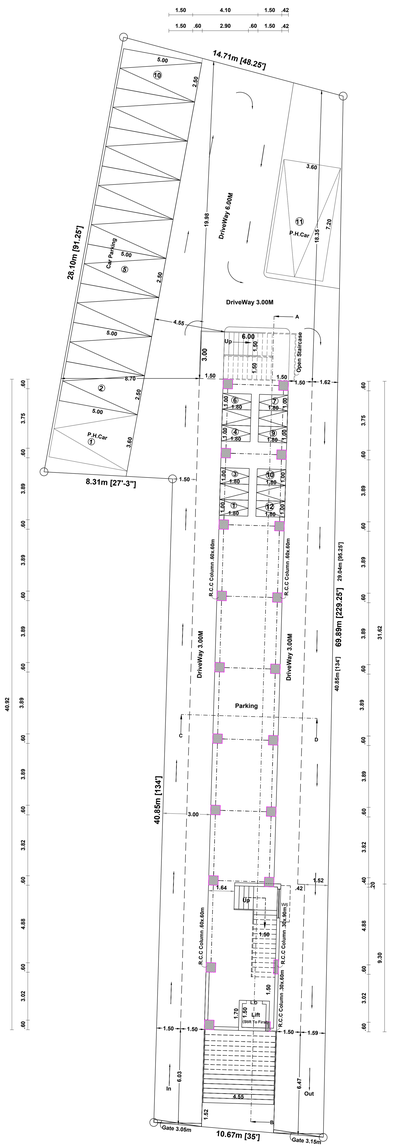

STILT FLOOR PLAN
SCALE 1:100

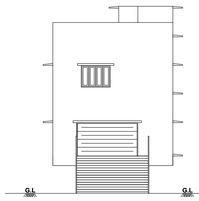

ELEVATION

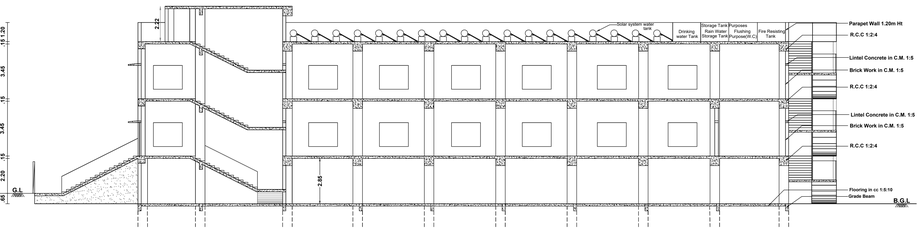

SECTION - 'AB'

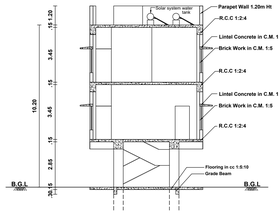

SECTION - 'CD'

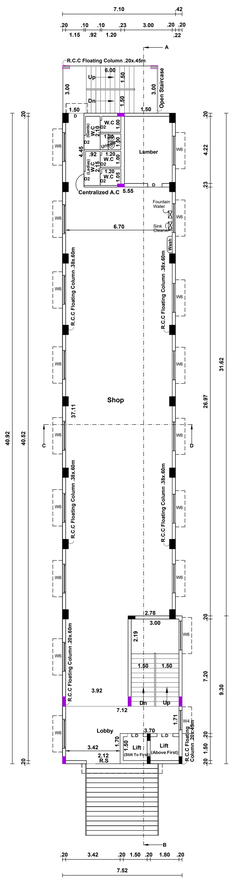

FIRST FLOOR PLAN

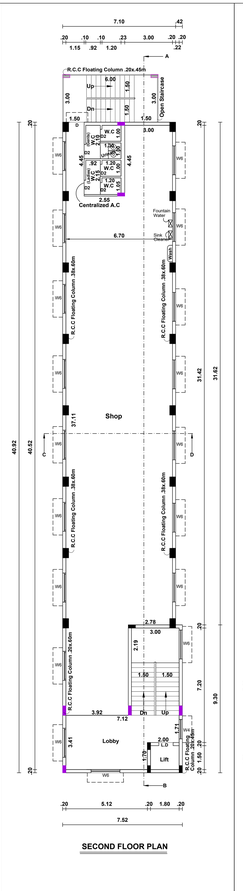

SECOND FLOOR PLAN

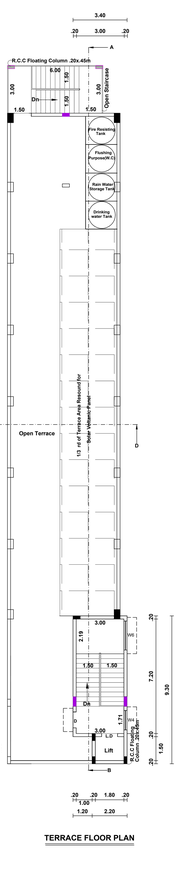

TERRACE FLOOR PLAN

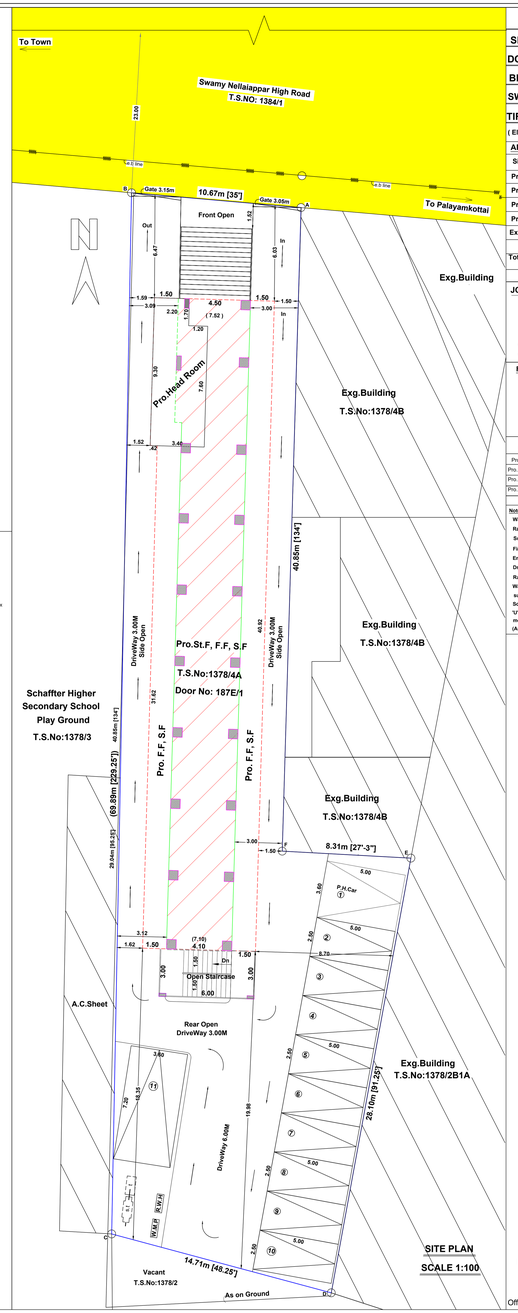

SITE PLAN
SCALE 1:100

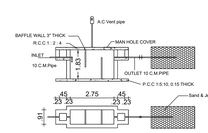

SEPTIC TANK AND TRENCH

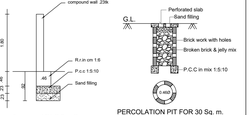

Compound Wall Detail
SCALE :(1:50)

PERCOLATION PIT FOR 30 Sq. m.
(NOT FOR SCALE)

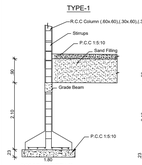

COLUMN DETAIL
SCALE (1:50)

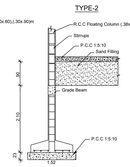

COLUMN DETAIL
SCALE (1:50)

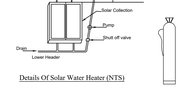

Details Of Solar Water Heater (NTS)

FIRE EXTINGUISHER CYLINDER

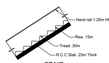

STAIR

RAINWATER HARVESTING

SAND BUCKETS DETAILS

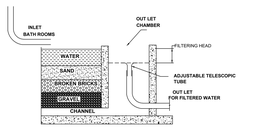

BATH WASTE WATER RECYCLE BED

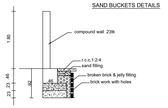

PLINTH BOUNDARY PERCOLATION PIT
SCALE (1:50)

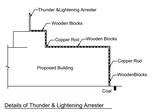

Details of Thunder & Lightening Arrester

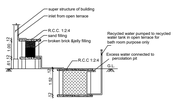

Sump and Filter Bed

PP / BP / TLPA No: SWP / 131 / 2024

FILE NO: SWP / BPA / 0375785 / 2024

Office use

Structural Engineer

Contruction Engineer

Applicant

Registered Engineer/Architect

Sheet No:1
A-13 2024
02 08 2024

Signature Not Verified
Digitally signed by
Date: 2024.08.27 17:11:11 IST