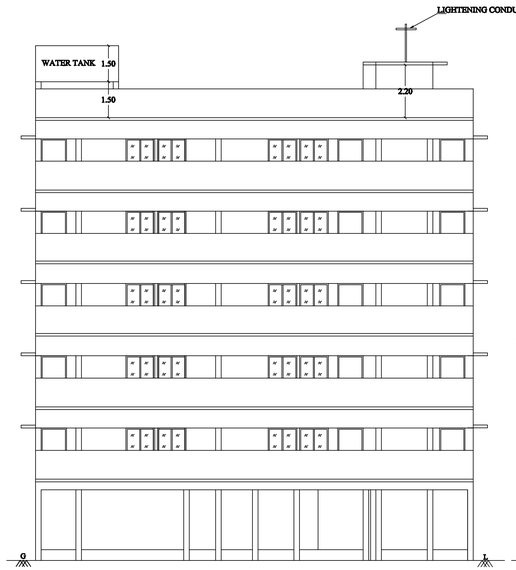

FRONT ELEVATION

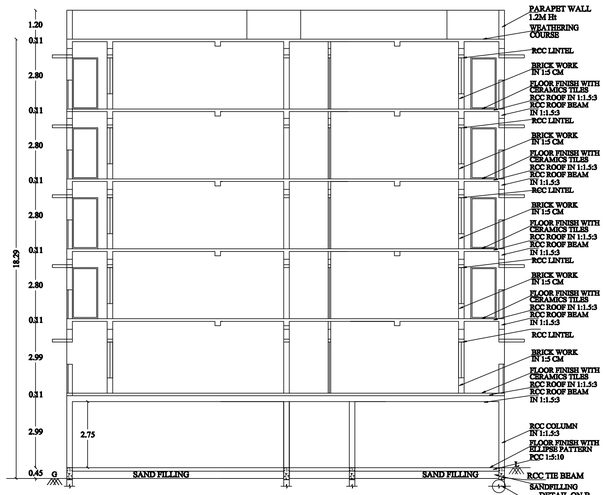

SECTION ON AB

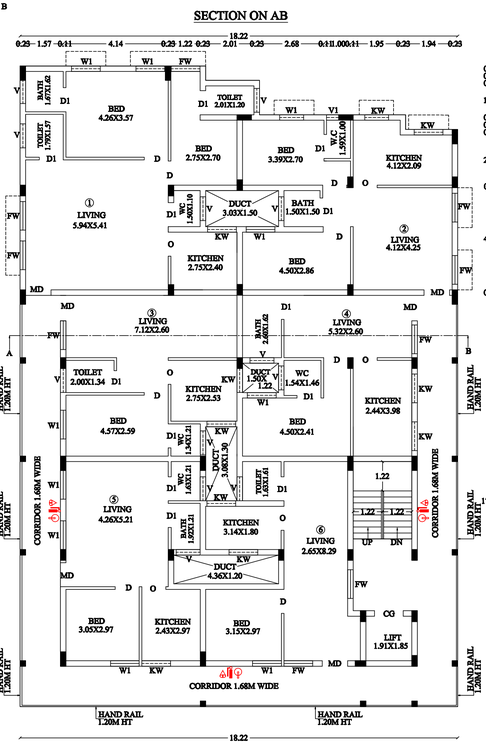

SECTION ON AB

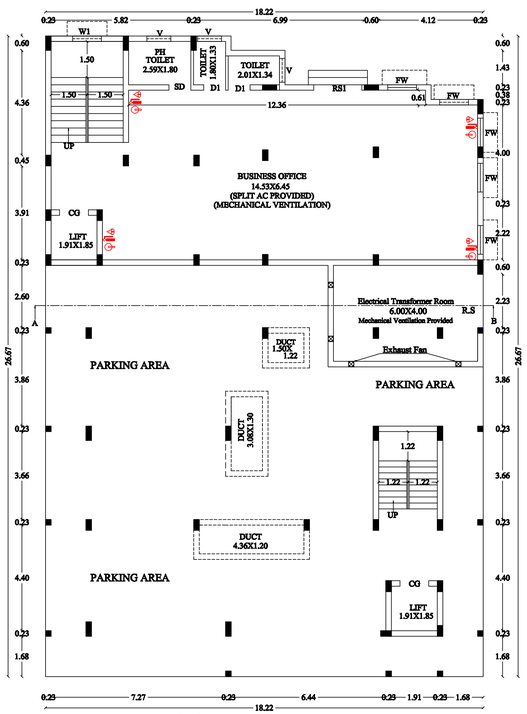

GROUND FLOOR PLAN

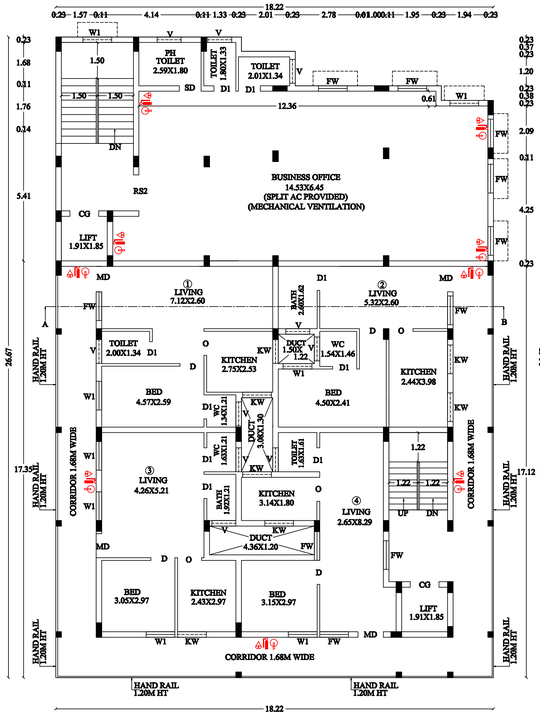

FIRST FLOOR PLAN

TYPICAL FLOOR PLAN

SECOND, THIRD, FOURTH & FIFTH FLOOR PLAN

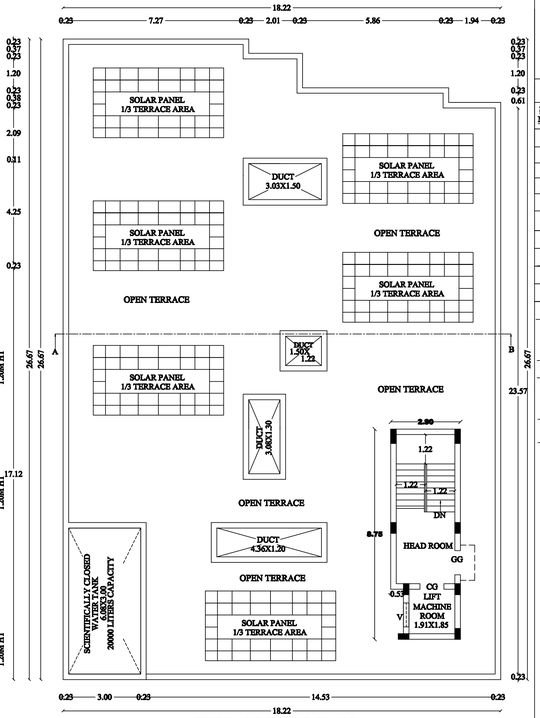

TERRACE FLOOR PLAN

SHEET NO: 01

DISTRICT TOWN AND COUNTRY PLANNING OFFICE
SIVAGANGAI DISTRICT

PLAN SHOWING THE PROPOSED CONSTRUCTION BUSINESS OFFICE CUM RESIDENTIAL APARTMENT BUILDING AT S.F.NO:140/1C1& 140/1C2, KOLLANKUDI VILLAGE & PANCHAYATH, KALAIYARKOVIL TALUK, SIVAGANGAI DISTRICT.

ALL DIMENSIONS ARE IN METER
SCALE - 1:100
File No. :SWP/BPA/0235481/2024 DATED ON 27.5.2024
DWG SCRUTINY NO : 499016-2024-TR,
DCR NO:DCR52024MWDIJ

REFERENCE:

- Existing Road
- Site Boundary
- Proposed Building
- Driveway

	UNIT NO	PLINTH AREA	CARPET AREA
FLOOR 1	1)	49.77SQ.M	44.11SQ.M
	2)	49.20SQ.M	43.05SQ.M
	3)	49.78SQ.M	43.22SQ.M
	4)	49.00SQ.M	40.93SQ.M
FLOOR 2-5	1)	84.58 SQM	74.32 SQM
	2)	63.36SQ.M	54.99SQ.M
	3)	49.77SQ.M	44.11SQ.M
	4)	49.20SQ.M	43.05SQ.M
	5)	49.78SQ.M	43.22SQ.M
	6)	49.00SQ.M	40.93SQ.M

SCHEDULE OF JOINERIES:

REFERENCE		METRE
CG	- COLLAPSE GATE	1.20 X 2.13
GG	- GRILL GATE	1.06 X 2.20
MD	- MAIN DOOR	1.06 X 2.13
D	- FLUSH DOOR	1.00 X 2.13
D1	- FLUSH DOOR	0.91 X 2.13
FW	- FRENCH WINDOW	1.20 X 2.13
W1	- GLAZED WINDOW	1.20 X 1.80
KW	- GLAZED WINDOW	1.20 X 1.37
V	- VENTILATOR	1.00 X 1.00
V1	- VENTILATOR	0.50 X 1.20

PROPOSED BUILTUP AREA

SI. NO.	DESCRIPTION	F.S.I AREA (SQM)	NON F.S.I AREA (SQM)	TOTAL AREA (SQM)	NO OF UNITS
1)	GROUND FLOOR AREA				
	PARKING AREA	28.78	284.64	466.54	-
	BUSINESS OFFICE	153.12	-		
2)	FIRST FLOOR AREA				
	BUSINESS OFFICE	152.49	-	455.45	4
	RESIDENTIAL	302.96	-		
3)	SECOND FLOOR AREA	450.89	-	450.89	6
4)	THIRD FLOOR AREA	450.89	-	450.89	6
5)	FOURTH FLOOR AREA	450.89	-	450.89	6
6)	FIFTH FLOOR AREA	450.89	-	450.89	6
7)	HEAD ROOM AREA	–	24.27	24.27	–

B.P/DTCP(SIVAGANGAI DISTRICT)NO:14/2024

APPLICANT

M. Pandi

ENGINEER

Er. T. ANBALAGAN, M.E(Struct).,
DTCP Registered Engineer
Reg.No:SE/Ge-02/2021/1201
Structural Engineer
Civil & Structural Center
213/1-A, Nalanchiar Nagar 2nd
Vellar Tank, Karaikudi
Cell:9751571...

Er. P. GANESAN B.E.,
DTCP / SE / GE / 2/2021/1201
Structural Civil Engineering Consultant
Registered Engineer Licensed Surveyor
Nr. MY GARDEN, KALAIYARKOVIL ROAD
SIVAGANGAI DISTRICT, TAMILNADU - 3
Cell: 7867282136, Email: ershivaganga@gmail.com

Er.R.G.ALPHONSE M.E.,F.I.E.,M.I.S.T.E.,M.I.E.,M.I.S.E.,M.I.S.C.A.,M.I.S.C.E.,M.I.S.C.E.,M.I.S.C.E

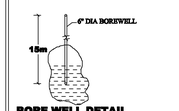

BORE WELL DETAIL

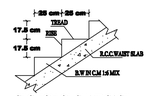

SECTION OF STAIRCASE

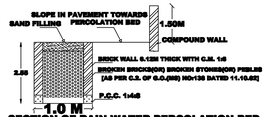

SECTION OF RAIN WATER PERCOLATION BED

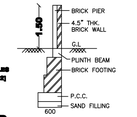

COMPOUND WALL DETAIL

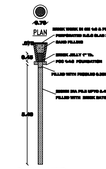

RAINWATER PERCOLATION PIT

	UNIT NO	PLINTH AREA	CARPET AREA
FLOOR 1	1)	49.77SQ.M	44.11SQ.M
	2)	49.20SQ.M	43.05SQ.M
	3)	49.78SQ.M	43.22SQ.M
	4)	49.00SQ.M	40.93SQ.M
FLOOR 2-5	1)	84.58 SQM	74.32 SQM
	2)	63.36SQ.M	54.99SQ.M
	3)	49.77SQ.M	44.11SQ.M
	4)	49.20SQ.M	43.05SQ.M
	5)	49.78SQ.M	43.22SQ.M
		49.00SQ.M	40.93SQ.M

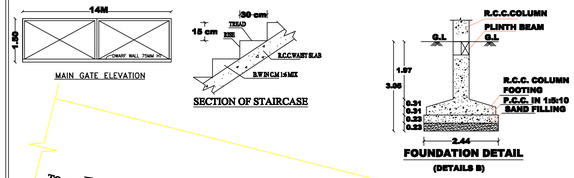

FOUNDATION DETAIL
(DETAILS B)

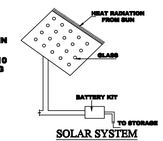

SOLAR SYSTEM

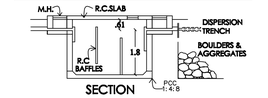

SECTION

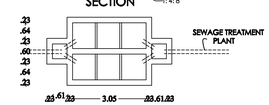

PLAN
SEPTIC TANK DETAILS

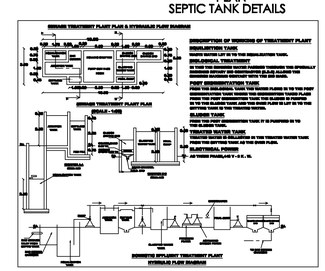

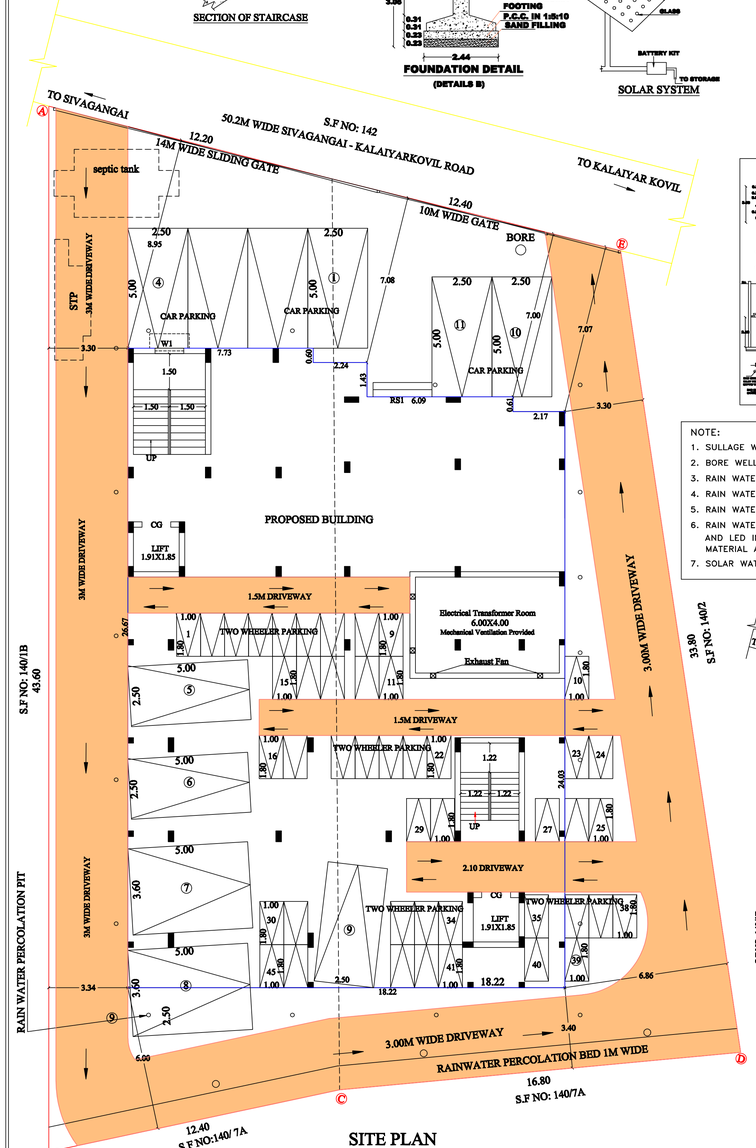

SITE PLAN
(SCALE 1:100)

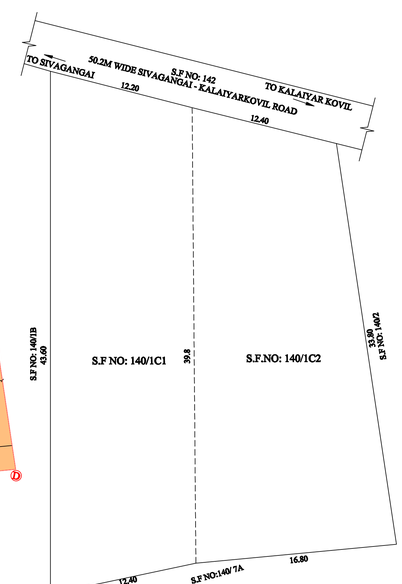

SITE PLAN WITH T.S.NO DETAILS
(SCALE 1:200)

NOTE:

1. SULLAGE WASTE FROM TOILET WILL BE CONNECTED INTO STP
2. BORE WELL WITH MOTAR WATER TANK AND PANCHAYATH WATER SUPPLY
3. RAIN WATER PERCOLATION PIT PROVIDED @ 1/30 Sqm OF PLINTH AREA @ 6 M C/C
4. RAIN WATER PERCOLATION BED 1.0m WIDE WILL BE PROVIDED AROUND THE BUILDING
5. RAIN WATER TAKEN TO THE BORE WELL THROUGH 150MM DIA PIPES.
6. RAIN WATER COLLECTED FROM OPEN TERRACE SHALL BE COLLECTED THROUGH PIPES AND LED INTO A FILTER PIT (SIZE 60 X 60 X 60 CM) WITH APPROPRIATE FILTER MATERIAL AND THEN LED INTO COLLECTION TANK.
7. SOLAR WATER HEATER LINE ARRANGEMENTS WILL BE PROVIDED.

SHEET NO: 02

DISTRICT TOWN AND COUNTRY PLANNING OFFICE
SIVAGANGAI DISTRICT

PLAN SHOWING THE PROPOSED CONSTRUCTION BUSINESS OFFICE CUM RESIDENTIAL APARTMENT BUILDING AT S.F.NO:140/1C1& 140/1C2, KOLLANKUDI VILLAGE & PANCHAYATH, KALAIYARKOVIL TALUK, SIVAGANGAI DISTRICT.

ALL DIMENSIONS ARE IN METER
SCALE - 1:100
File No. :SWP/BPA/0235481/2024 DATED ON 27.5.2024
DWG SCRUTINY NO : 499016-2024-TR,
DCR NO:DCR52024MWDIJ

REFERENCE:
Existing Road
Site Boundary
Proposed Building

AREA DETAILS

DESCRIPTION	SQ.M
PLOT AREA (as per DOCUMENT)	1000.00
PLOT AREA (as per FMB)	1000.00

PROPOSED BUILTUP AREA

SL NO.	DESCRIPTION	F.S.I AREA (SQM)	NON F.S.I AREA (SQM)	TOTAL AREA (SQM)	NO OF UNITS
1)	GROUND FLOOR AREA				
	PARKING AREA	28.78	284.64	466.54	-
	BUSINESS OFFICE	153.12	-		
2)	FIRST FLOOR AREA				
	BUSINESS OFFICE	152.49	-	455.45	
	RESIDENTIAL	302.96	-		4
3)	SECOND FLOOR AREA	450.89	-	450.89	6
4)	THIRD FLOOR AREA	450.89	-	450.89	6
5)	FOURTH FLOOR AREA	450.89	-	450.89	6
6)	FIFTH FLOOR AREA	450.89	-	450.89	6
7)	HEAD ROOM AREA	–	24.27	24.27	–
8)	TOTAL AREA	2440.91	308.91	2749.82	28

PLOT COVERAGE = 466.54 / 1000 X 100 = 46.65 %
F.S.I = 2440.91 / 1000 = 2.441

PARKING DETAILS

DESCRIPTION	REQUIRED	PROVIDED
CAR PARKING SPACE	9 NOS	9 NOS
PHYSICALLY CHALLENGED CAR PARKING SPACE	2 NOS	2 NOS
TWO WHEELER PARKING	44 NOS	45 NOS

B.P/DTCP(SIVAGANGAI DISTRICT)NO: 14/2024

APPLICANT

M. Pandi

ENGINEER

Er. T. ANBALAGAN, M.E(Struct).,
DTCP Registered Engineer
Reg. No:SE/Str/Eng/2017/L0001
Structural Engineer
Civil & Structural Consultant
2/373-A, Nehrunagar 3rd
Vasan Tank, Karaikudi
Cell:9159375

Signature Not Verified
Digitally signed by Development Director
Location: Tamil Nadu
Date: 2024.07.09 18:15:07 IST