SITE PLAN AND DETAILED PLAN SHOWING THE EXISTING & PROPOSED ADDITIONAL CONSTRUCTION OF RCC TERRACED ROOF , METALLIC AND GI SHEET ROOF (GROUND FLOOR) TEXTILES INDUSTRIES [ORANGE CATEGORY]OF INDUSTRIAL BUILDING IN S.F.No - 244/6C2,249/1B1,249/5A AT THUMMANKURUCHI VILLAGE, NAMAKKAL MUNICIPALITY, NAMAKKAL TALUK, NAMAKKAL DISTRICT.

APPLICANT :-

THENPANDIAN TEXTILE INDIA PRIVATE LIMITED.,
THE MANAGING DIRECTOR.,
Mr.P.CIBIPANDIYAN S/o Mr.PANDIAN.,
(SWP- ONLINE APPROVAL)
ONLINE APPLICATION No : SWP/BPA/0182417/2024

W S N E

SITE PLAN
Scale 1:200

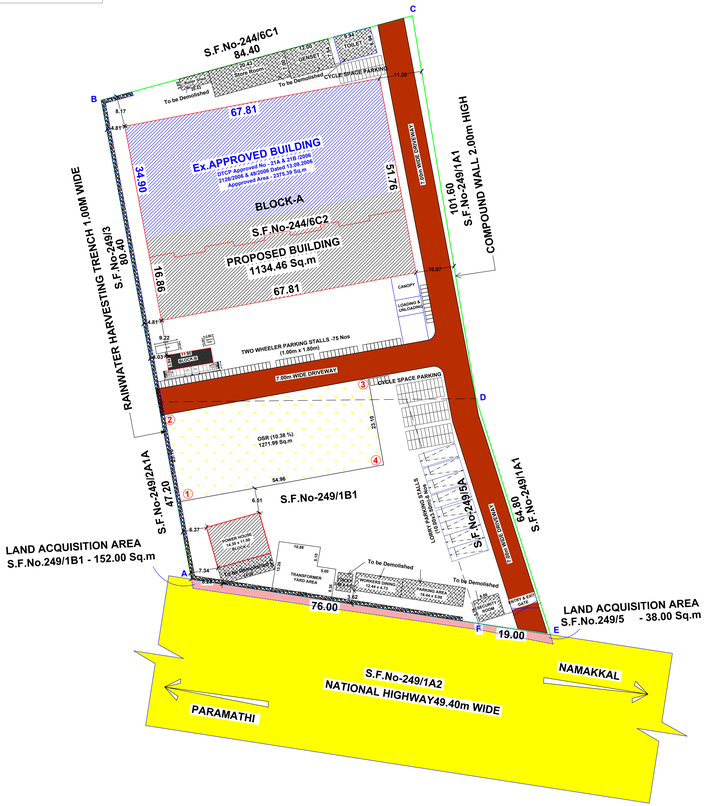

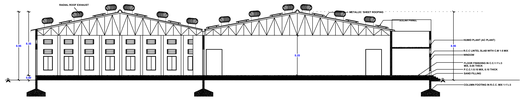

SECTION ON "AA"
BLOCK-A

FRONT ELEVATION
BLOCK-A

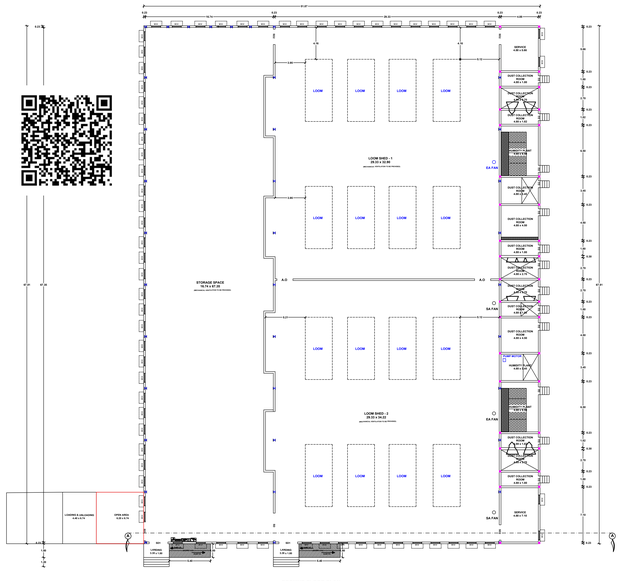

GROUND FLOOR PLAN
BLOCK-A

FRONT ELEVATION
BLOCK-B
(Toilet Block)

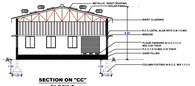

SECTION ON "CC"
BLOCK-C

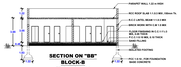

SECTION ON "BB"
BLOCK-B
(Toilet Block)

FRONT ELEVATION
BLOCK-C



GROUND FLOOR PLAN
BLOCK-B
(Toilet Block)

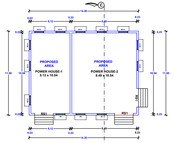

GROUND FLOOR PLAN
BLOCK-C

NOTE:

- Exhaust fan to be provided
- Storm water drainage system To be provided
- Rain water harvesting / Conservation of Bath and wash basin water should be tested and Reused for Outst and gardening purpose
- Rain Water Recycling System to Be Provided
- Fire protecting and fire Extinguisher System Emergency Alarm to be provided to be provided as per TNCDBR-2019
- Solar Photovoltaic Panels provided
- Lightening protection to be provided
- Solar Assisted Water heating system to be provided
- Solid Waste tak to be provided
- Drinking water Facilities to be provided
- Acoustics, Sound insulation and noise control system to be provided
- Building to be designed for handicapped people
- Centralized Ac to be provided

- Fire Extinguisher(F.E)
- Fire hydrant (F.H)
- Fire pump (F.P)
- Fire buckets (F.B)
- Fire alarm (F.A)
- Fire evacuation horn (F.E.H)
- EXIT

MACHINERY DETAILS-1

S.No	DEPARTMENT NAME	MACHINE NAME	Nos.	Hp	TOTAL Hp (Existing)	TOTAL Hp (Proposed)
1	WEAVING HALL	LOOM MACHINE	16	1.00	16.00	Only Used for Storage Purpose (Nill)
2	WEAVING HALL	LIGHTING	169	0.04	6.76	
3	HUMID PLANT	EA FAN	2	0.02	0.04	
4	HUMID PLANT	SA FAN	3	0.01	0.03	
5	HUMID PLANT	PUMP MOTOR	2	0.01	0.02	
6	HUMID PLANT	DUST COLLECTION	2	0.01	0.02	
7	HUMID PLANT	ROTARY FILTER	1	0.01	0.01	
	No. OF WORKERS : 8 Members		TOTAL Hp		22.88 (169.92 KW)	

HORSE POWER DETAIL

S.No	DEPARTMENT NAME	TOTAL (Existing)	TOTAL Hp (Proposed)
1	WEAVING HALL	169.45 KW	Only Used for Storage Purpose (Nill)
2	BORE WELL	4 HP	
3	SUMP	5 HP	
4	LIGHTING	0.52 KW	
5	COMPRESSOR	11 KW	
6	STABLIZER	226.60 HP	
7	WELDING COMPRESSOR		
GENERATOR : 250 KVA		TOTAL	180.97 KW = 235.60 HP

FOR OFFICE USE

ONLINE APPLICATION No : SWP/BPA/0182417/2024
Site Boundary Shown as " A to F " at
BUILDING APPROVAL NO.SWP/DTCP/NKL/BP NO. 26/2024

(SWP- ONLINE APPROVAL)

E SIGNED BY
ASSISTANT DIRECTOR
DISTRICT TOWN AND COUNTRY PLANNING OFFICE
NAMAKKAL DISTRICT

PARKING DETAILS

DESCRIPTIONS	REQUIRED	PROVIDED
LORRY SLOTS	08 Nos	08 Nos
TWO WHEELERS	73 Nos	75 Nos
CYCLE SPACE AREA	73 Nos	96 Nos
OPEN SPACE RESERVATION AREA	1196.00 Sq.m (10.00%)	1271.99 Sq.m (10.00%)

COLOUR INDEX

- SITE BOUNDRY SHOWN
- PROPOSED BUILDING SHOWN
- EXISTING DEMOLISHED SHOWN
- OSR AREA SHOWN
- DRIVEWAY SHOWN
- EXISTING ROAD SHOWN
- LAND ACQUISITION AREA SHOWN

AREA STATEMENT — SHEET No : 1 OF 1

DESCRIPTIONS	Sq.METER
SITE AREA :-	
AS PER DEED AREA (3.00 Acre)	12140.46
AS PER LAND ACQUISITION BY HIGHWAY DEPT	180.46
LAND AREA AFTER LAND ACQUISITION (2.955 Acre)	11960.00
AS PER PLR / FMB AREA	11960.00
AS PER SUPER IMPOSED SITE AREA	12254.17
BUILDING AREA :-	

FLOOR NAME	FSI AREA (IN Sq.m)	NON FSI AREA (IN Sq.m)	BUILTUP AREA (IN Sq.m)
BLOCK - A (LOOM SHED & PLANT ROOM)			
EXISTING APPROVED AREA			
GROUND FLOOR	2375.39		2375.39
EXISTING BUILDING TOTAL (I)	2375.39	----	2375.39
PROPOSED BUILDING AREA (STORAGE)			
GROUND FLOOR	1134.46	----	1134.46
PROPOSED BLOCK - B (TOILET BLOCK)			
GROUND FLOOR	46.89	----	46.89
PROPOSED BLOCK - C (POWER HOUSE)			
GROUND FLOOR	157.30	----	157.30
TOTAL (II)	1338.65		1338.65
GRAND TOTAL (I+II) IN Sq.m	3714.04	----	3714.04
GRAND TOTAL (I+II) IN Sq.Ft	39977.93	----	39977.93

FLOOR SPACE INDEX (F.S.I) :- SCALE 1 : 200

F.S.I AREA / PLOT AREA = 3714.04 / 11960.00 = 0.310 < 1.5 — ALL DIMENSIONS ARE IN 'METRE'

PLOT COVERAGE (P.C) :-

MAX FLOOR AREA AT ANY FLOOR / PLOT AREA x 100 = 3714.04 / 11960.00 x 100 = 31.05 %

JOINERY DETAILS

REFERENCE	DESCRIPTIONS	SIZE (IN METER)
RS-1	ROLLING SHUTTER	3.35 X 2.13
MD	MAIN DOOR	1.52 X 2.13
D	DOOR	1.22 X 2.13
D1	DOOR	0.91 X 2.13
D2	DOOR	0.76 X 2.13
SD	SWING DOOR	0.91 X 2.13
W	WINDOW	1.83 X 1.52
V	VENTILATOR	1.83 X 0.61
V1	VENTILATOR	0.91 X 0.61

APPLICANT :-

For THENPANDIAN TEXTILE INDIA PVT.LTD.,
Managing Director

REGISTERED ENGINEER :-

Er. A. SOONDAR RAJAN, B.E. M.E.,(Struct).,
RDO SALEM/RE-II/Reg.No.001/2022
G.V. VISUAL CREATIONS,
BUILDING CONTRACTOR & PROMOTERS.
Suthari Complex 1st Floor,
Junction Main Road, Near Sona College,
Salem - 636 005. Cell: 9578270603

REGISTERED STRUCTURAL ENGINEER :-

Er. S. PRADEEP, B.E., M.E.(ST)
REGISTERED STRUCTURAL ENGINEER Grade- II
DTCP/NAMAKKAL/RSE-II/001/2022
First Floor, No. 02, MIG-2208, Gandhimaa Nagar,
Peelamedu, Coimbatore - 641 004.
Ph: 96550 08064

SOLAR WATER HEATING SYSTEM DETAILS:-

DOMESTIC WATER SUMP DETAILS

SEPTIC TANK DETAILS :-



FOUNDATION DETAILS:-

RAIN WATER HARVESTING METHOD DETAILS:- (As Per TNCDBR - Drawing 24)

RAINWATER COLLECTION SUMP DETAILS:-

RAINWATER HARVESTING TRENCH:-

COMPOUND WALL & GATE DETAIL:-

Signature Not Verified
Digitally signed by
Date: 2024.12.31 11:41:11 IST