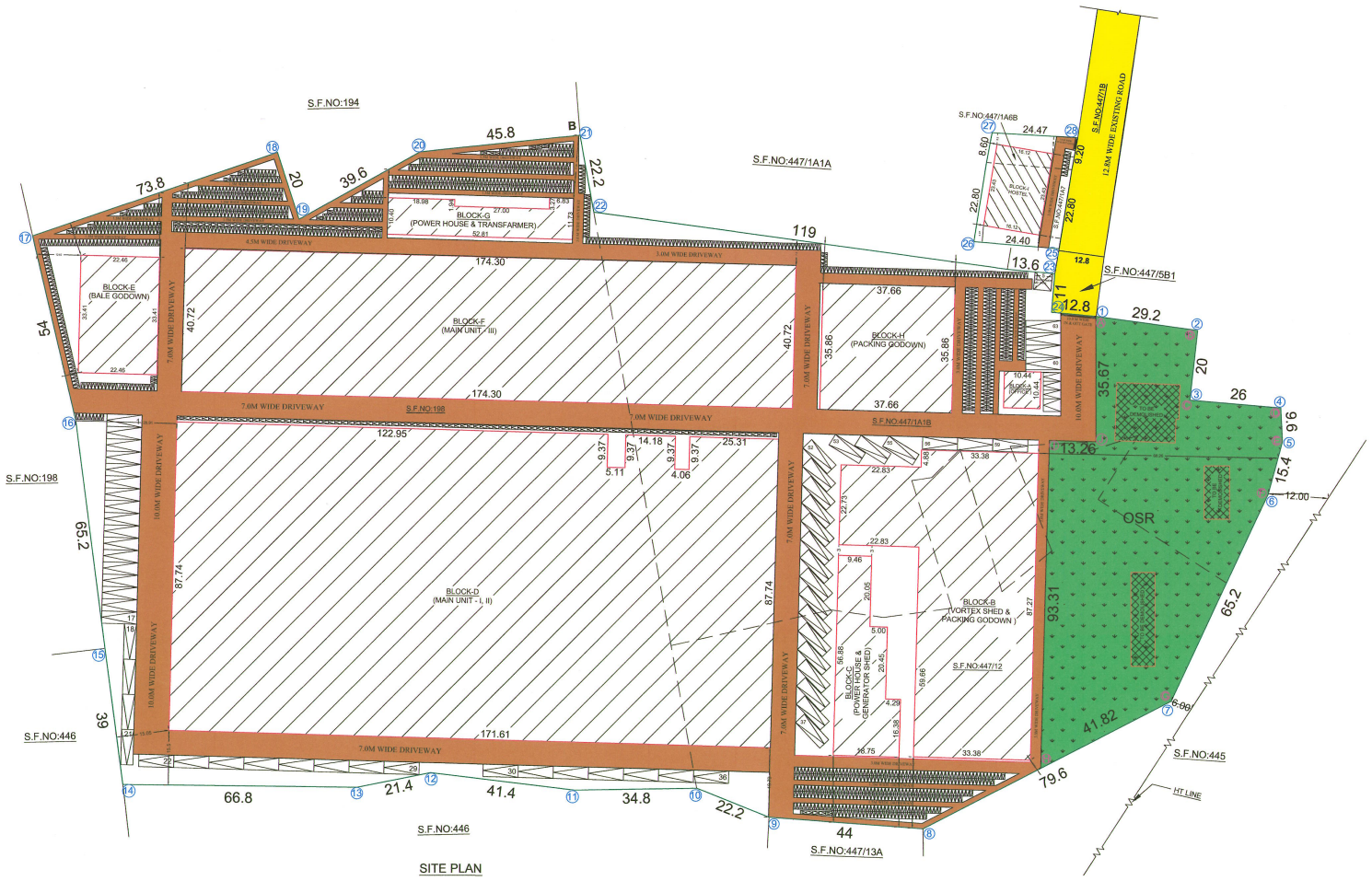
S.F.NO:194
S.F.NO:447/1A1A
S.F.NO:447/1A6B
S.F.NO:447/1B 12.8M WIDE EXISTING ROAD
S.F.NO:447/5B1
S.F.NO:447/1A7
S.F.NO:198
S.F.NO:446
S.F.NO:445
S.F.NO:447/1A1B
S.F.NO:447/12
S.F.NO:447/13A
BLOCK-E (BALE GODOWN)
BLOCK-F (MAIN UNIT - III)
BLOCK-G (POWER HOUSE & TRANSFARMER)
BLOCK-H (PACKING GODOWN)
BLOCK-I HOSTEL
BLOCK-A (OFFICE)
BLOCK-D (MAIN UNIT - I, II)
BLOCK-B (VORTEX SHED & PACKING GODOWN)
BLOCK-C (POWER HOUSE & GENERATOR SHED)
OSR
TO BE DEMOLISHED
HT LINE
4.5M WIDE DRIVEWAY
3.0M WIDE DRIVEWAY
7.0M WIDE DRIVEWAY
10.0M WIDE DRIVEWAY
10.0 M WIDE IN & OUT GATE
B
73.8
20
39.6
45.8
22.2
54
65.2
39
66.8
21.4
41.4
34.8
22.2
44
79.6
41.82
6.00
65.2
12.00
15.4
9.6
26
20
29.2
12.8
11
13.6
119
24.47
24.40
8.60
22.80
9.20
174.30
122.95
171.61
40.72
87.74
37.66
35.86
35.67
93.31
87.27
13.26
33.38
22.83
22.73
9.46
20.05
5.00
20.45
4.29
16.38
18.75
56.88
59.66
10.44
14.18
25.31
9.37
5.11
4.06
22.46
33.41
18.98
27.00
52.81
10.40
11.73

SITE PLAN

BLOCK-B
SCALE : 1.100

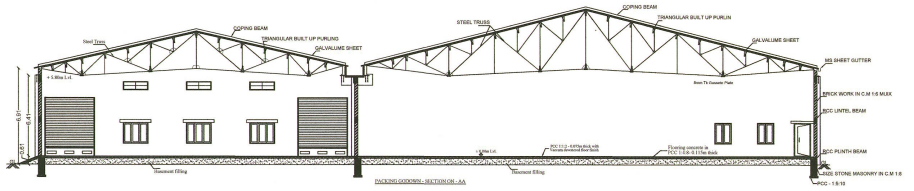
Steel Truss
COPING BEAM
TRIANGULAR BUILT UP PURLINS
GALVALUME SHEET
STEEL TRUSS
TRIANGULAR BUILT UP PURLIN
MS SHEET GUTTER
BRICK WORK IN C.M 1:6 MIX
RCC LINTEL BEAM
RCC PLINTH BEAM
SIZE STONE MASONRY IN C.M 1:6
PCC - 1:5:10
Basement filling
6.91
6.41
0.61

PACKING GODOWN - SECTION ON - AA

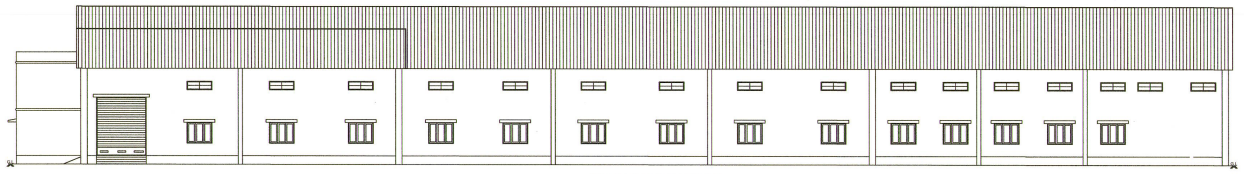

WESTERN SIDE ELEVATION


SERVICE ROOM 4.65 X 8.37
DUST COLLECTION ROOM 4.65 X 3.23
FLOOR SLAB OPENING 4.65 X 2.50
ROOF SLAB OPENING 4.65 X 2.50
AIR WASHER TANK 4.65 X 4.30
RAMP SLOPE - 1:12
EXPANSION JOINT
DRINKING WATER
VORTEX SHED 86.93 X 32.92
PACKING GODOWN 22.27 X 22.60
TRUSS LINE
Wall & Column Upto 4.00m Ht.
Loading Platform
WV
W1
RS
87.27
81.93
11.04
3.60
7.32
10.44
3.00
33.38
22.83
22.60
22.27
22.73
59.43
59.66
4.65
4.88
0.23

BLOCK - B (VORTEX SHED WITH PACKING GODOWN & PLANT ROOM)

BLOCK-A
SCALE : 1.100

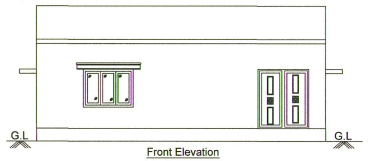

Front Elevation

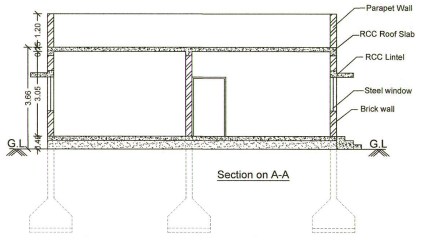
Parapet Wall
RCC Roof Slab
RCC Lintel
Steel window
Brick wall
G.L
1.20
3.66
3.05

Section on A-A

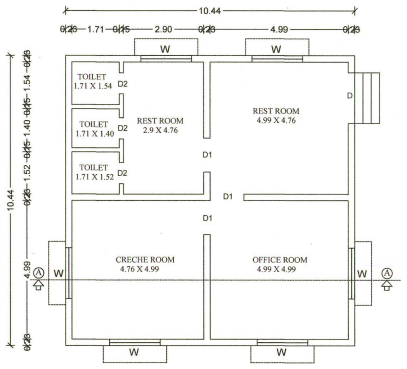
10.44
1.71
2.90
4.99
TOILET 1.71 X 1.54
TOILET 1.71 X 1.40
TOILET 1.71 X 1.52
REST ROOM 2.9 X 4.76
REST ROOM 4.99 X 4.76
CRECHE ROOM 4.76 X 4.99
OFFICE ROOM 4.99 X 4.99
D
D1
D2
W

BLOCK-A
OFFICE-GROUND FLOOR PLAN

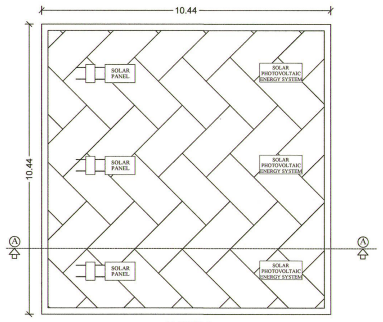
10.44
SOLAR PANEL
SOLAR PHOTOVOLTAIC ENERGY SYSTEM

BLOCK-A
OFFICE-TERRACE FLOOR PLAN

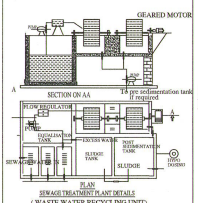
GEARED MOTOR
SECTION ON AA
To pre sedimentation tank if required
FLOW REGULATOR
PUMP
EQUALISATION TANK
EXCESS WATER
POST SEDIMENTATION TANK
SLUDGE TANK
SLUDGE
SEWAGE WATER IN
HYPO DOSING
PLAN

SEWAGE TREATMENT PLANT DETAILS
(WASTE WATER RECYCLING UNIT)

RAINWATER HARVESTING SYSTEM

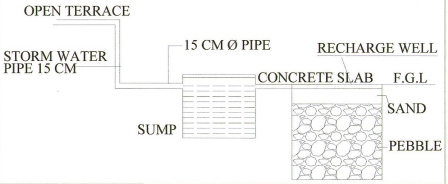
OPEN TERRACE
15 CM Ø PIPE
RECHARGE WELL
STORM WATER PIPE 15 CM
CONCRETE SLAB
F.G.L
SAND
SUMP
PEBBLE

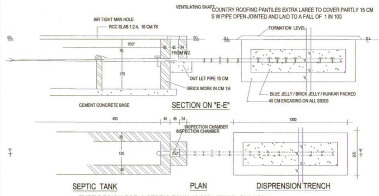
VENTILATING SHAFT
COUNTRY ROOFING PANTILES EXTRA LAREE TO COVER PARTLY 15 CM
S W PIPE OPEN JOINTED AND LAID TO A FALL OF 1 IN 100
AIR TIGHT MAN HOLE
RCC SLAB 1:2:4, 10 CM TK
FORMATION LEVEL
FROM WC
OUT LET PIPE 15 CM
BRICK WORK IN CM 1:6
BLUE JELLY / BRICK JELLY / KUNKAR PACKED
40 CM ENCASING ON ALL SIDES
CEMENT CONCRETE BASE
SECTION ON "E-E"
INSPECTION CHAMBER
SEPTIC TANK
PLAN
DISPRENSION TRENCH

TYPE DESIGN FOR A SEPTIC TANK 10,000 LITRES CAPACITY
(Not to Scale)


R.C.C. COLUMN POST 1:2:4 MIX
P.C.C. 1:5:10 MIX
1.52
0.38
0.23
COLUMN POST DETAILS
BRICK WORK
WAIST SLAB
T
R

COLUMN POST DETAILS

STAIRCASE DETAILS
(NOT TO SCALE)

T - TREAD : 0.30M
R - RISE : 0.15 M

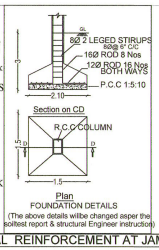
GL
8Ø 2 LEGED STIRUPS 8Ø@ 6" C/C
16Ø ROD 8 Nos
12Ø ROD 16 Nos BOTH WAYS
P.C.C 1:5:10
2.10
Section on CD
R.C.C COLUMN
1.5
D
Plan

FOUNDATION DETAILS
(The above details willbe changed asper the soiltest report & structural Engineer instruction)

DETAILED PLAN OF RAINWATER PERCULATION PEBBLE BED

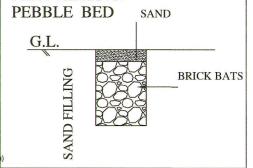
SAND
G.L.
BRICK BATS
SAND FILLING

VERTICAL REINFORCEMENT IN BRICK WALLS

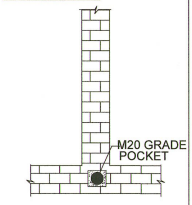
M20 GRADE POCKET

VERTICAL REINFORCEMENT IN BRICK WALLS

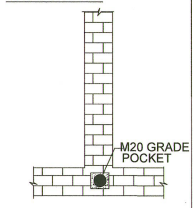
M20 GRADE POCKET

HORIZONTAL SEISMIC BANDS

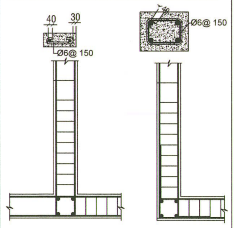
40
30
Ø6@ 150
Ø6@ 150

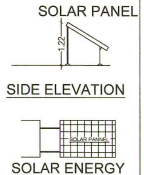
SOLAR PANEL
1.22
SIDE ELEVATION
SOLAR PANNEL

SOLAR ENERGY
(Not to scale)

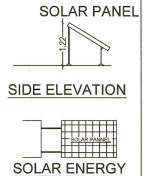
SOLAR PANEL
1.22
SIDE ELEVATION
SOLAR PANNEL

SOLAR ENERGY
(Not to scale)

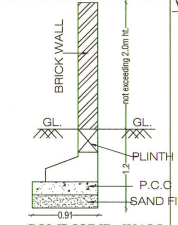
BRICK WALL
not exceeding 2.0m ht.
GL.
GL.
PLINTH BEAM
P.C.C
SAND FILLING
1.2
0.91

COMPOUND WALL DETAIL

VERTICAL REINFORCEMENT AT JAMBS OF OPENINGS

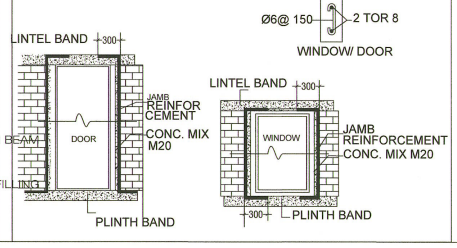
Ø6@ 150
2 TOR 8
WINDOW/ DOOR
LINTEL BAND
300
DOOR
JAMB REINFORCEMENT
CONC. MIX M20
PLINTH BAND
LINTEL BAND
WINDOW
JAMB REINFORCEMENT
CONC. MIX M20
PLINTH BAND

Signature valid
Signed by: Director
Location:null
Date:2024.03.23

Signature Not Verified
Signed by: Assistant Director
Location:Namakkal
Date:2024.05.28

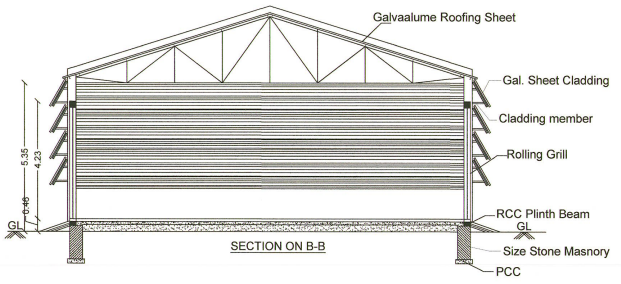
Galvaalume Roofing Sheet
Gal. Sheet Cladding
Cladding member
Rolling Grill
5.35
4.23
0.46
GL
RCC Plinth Beam
GL
Size Stone Masnory
PCC

SECTION ON B-B

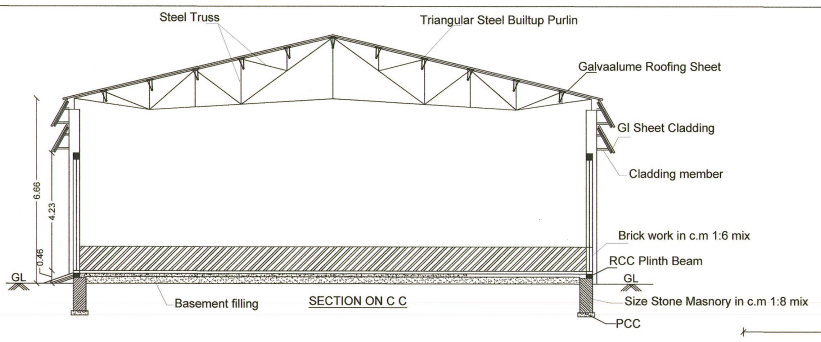
Steel Truss
Triangular Steel Builtup Purlin
Galvaalume Roofing Sheet
GI Sheet Cladding
Cladding member
6.66
4.23
0.46
GL
Brick work in c.m 1:6 mix
RCC Plinth Beam
GL
Basement filling
Size Stone Masnory in c.m 1:8 mix
PCC

SECTION ON C C

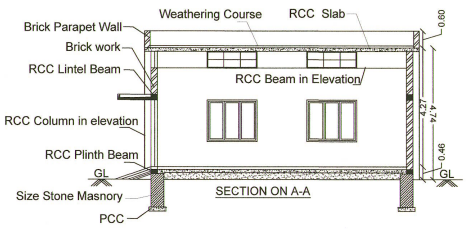
Brick Parapet Wall
Brick work
RCC Lintel Beam
Weathering Course
RCC Slab
0.60
RCC Beam in Elevation
RCC Column in elevation
4.27
RCC Plinth Beam
0.46
GL
GL
Size Stone Masnory
PCC

SECTION ON A-A

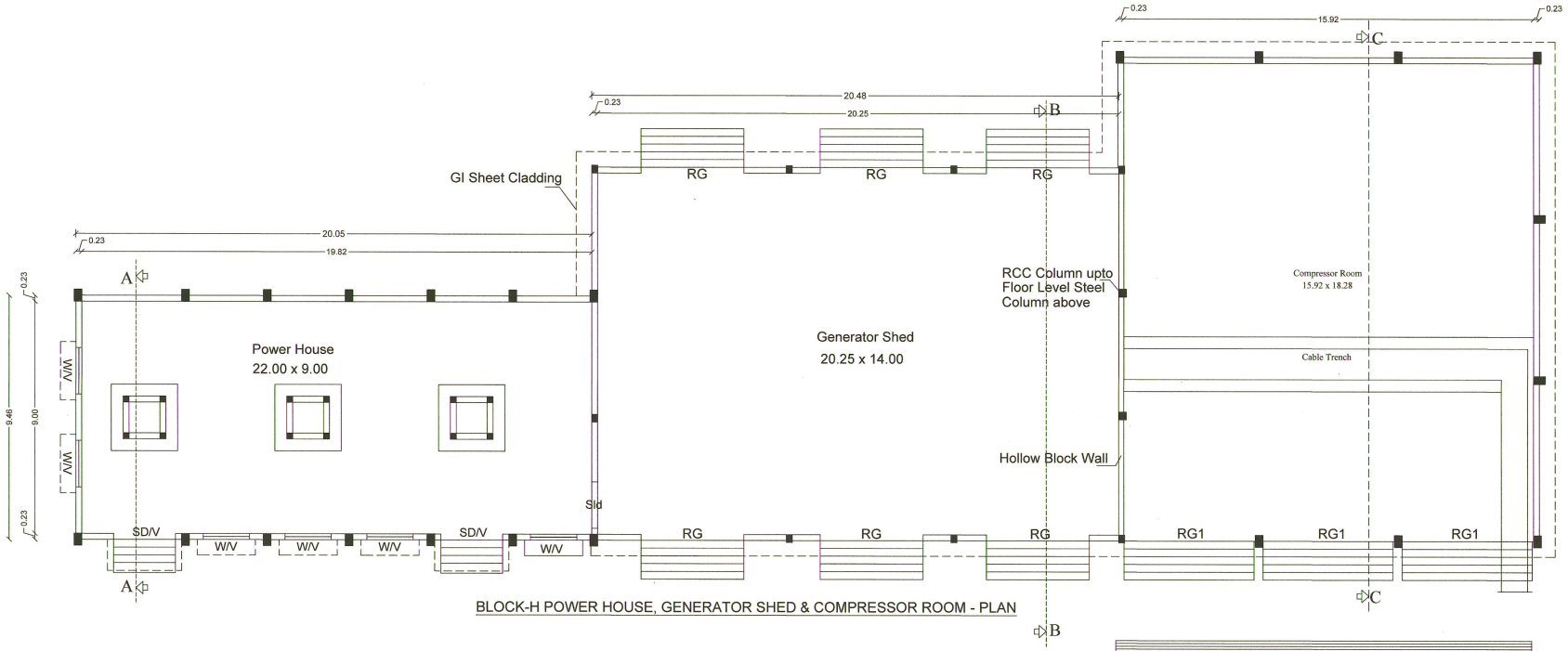
16.38
0.23
15.92
0.23
C
20.48
0.23
20.25
B
GI Sheet Cladding
RG
RG
RG
20.05
0.23
19.82
A
0.23
9.46
9.00
0.23
Power House
22.00 x 9.00
W/V
W/V
Generator Shed
20.25 x 14.00
RCC Column upto Floor Level Steel Column above
Compressor Room
15.92 x 18.28
Cable Trench
Hollow Block Wall
Sld
SD/V
W/V
W/V
W/V
SD/V
W/V
RG
RG
RG
RG1
RG1
RG1
A
C
B

BLOCK-H POWER HOUSE, GENERATOR SHED & COMPRESSOR ROOM - PLAN

BLOCK-C
SCALE : 1.100

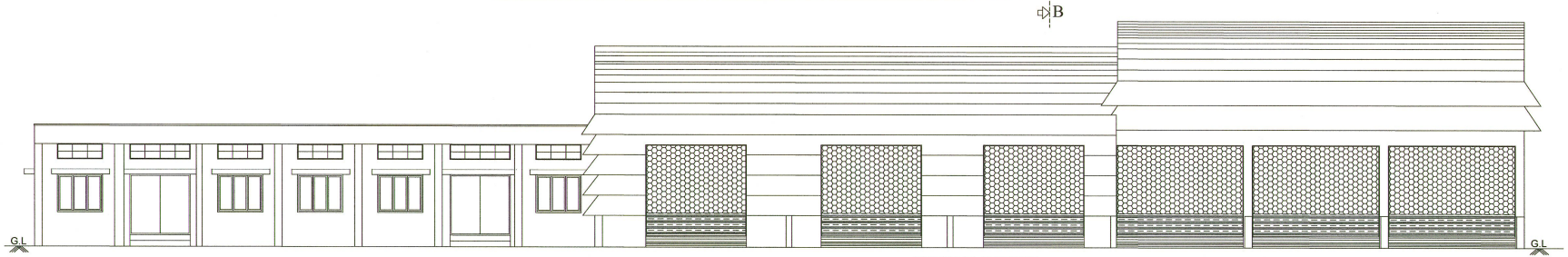

FRONT ELEVATION

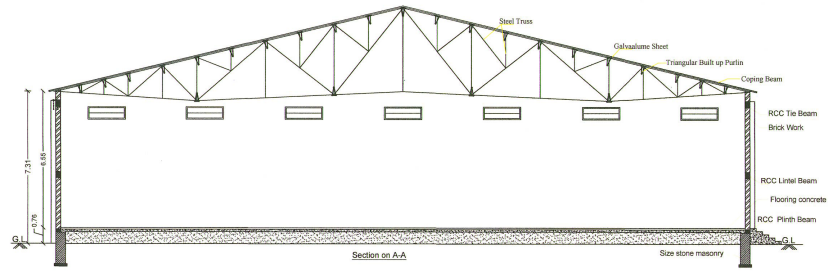
Steel Truss
Galvaalume Sheet
Triangular Built up Purlin
Coping Beam
RCC Tie Beam
Brick Work
7.31
6.55
RCC Lintel Beam
Flooring concrete
0.76
RCC Plinth Beam
GL
GL
Size stone masonry

Section on A-A

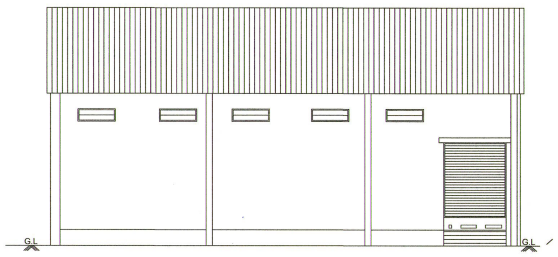

SOUTH WEST ELEVATION

BLOCK-E
SCALE : 1.100

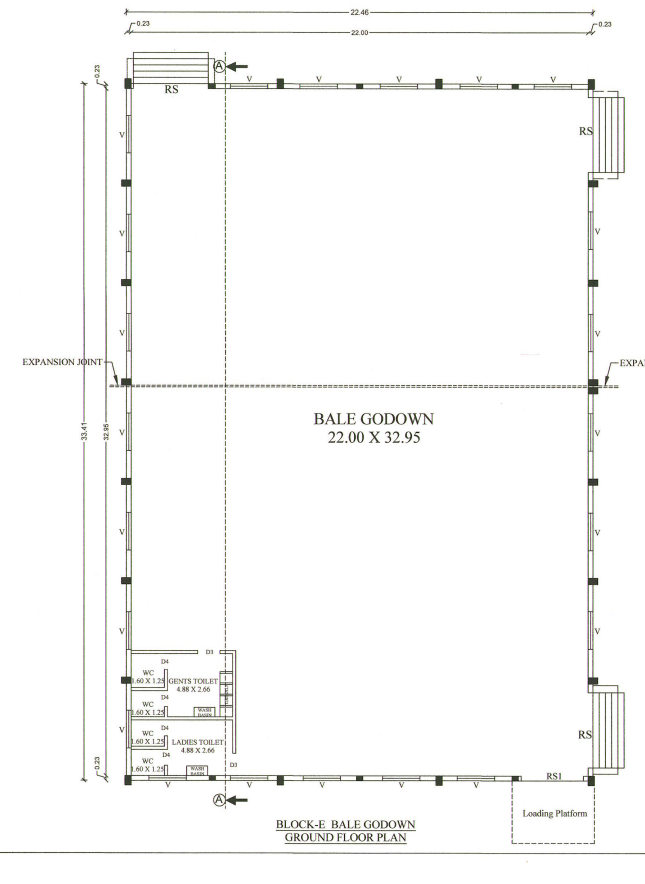
22.46
0.23
22.00
0.23
0.23
A
RS
RS
33.41
32.95
EXPANSION JOINT
EXPANSION JOINT
BALE GODOWN
22.00 X 32.95
WC
1.60 X 1.25
GENTS TOILET
4.88 X 2.66
WC
1.60 X 1.25
WASH BASIN
WC
1.60 X 1.25
LADIES TOILET
4.88 X 2.66
WC
1.60 X 1.25
WASH BASIN
D3
D4
RS
RS1
0.23
A
Loading Platform

BLOCK-E BALE GODOWN
GROUND FLOOR PLAN

BLOCK-D
SCALE : 1.100

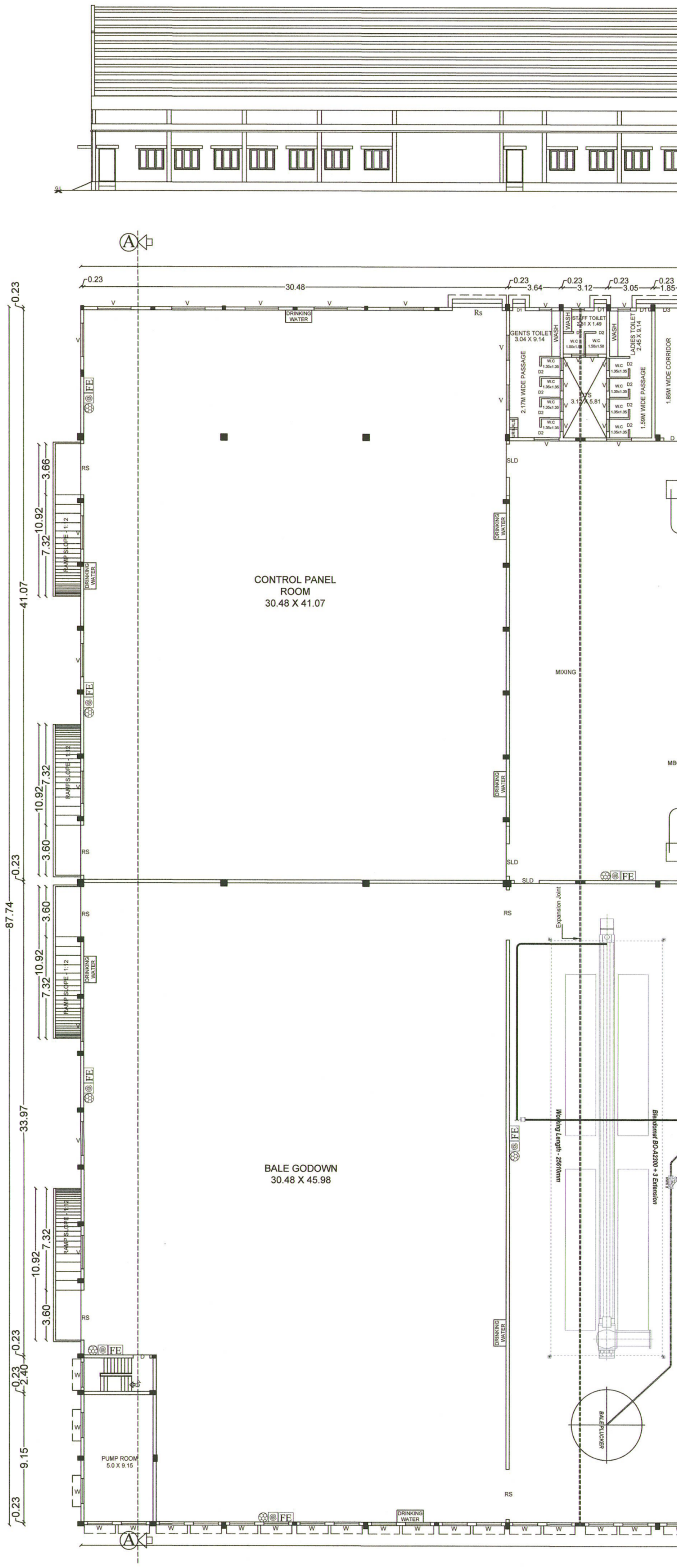
A
0.23
30.46
0.23
3.64
0.23
3.12
0.23
3.05
0.23
1.85
DRINKING WATER
Rs
GENTS TOILET
3.04 X 9.14
WASH
STAFF TOILET
LADIES TOILET
2.45 X 9.14
2.17M WIDE PASSAGE
1.59M WIDE PASSAGE
1.86M WIDE CORRIDOR
0.23
FE
RS
3.66
10.92
7.32
RAMP SLOPE 1:12
DRINKING WATER
41.07
CONTROL PANEL ROOM
30.48 X 41.07
SLD
MIXING
10.92
7.32
3.60
0.23
87.74
SLD
Expansion Joint
3.60
10.92
7.32
33.97
BALE GODOWN
30.48 X 45.98
Working Length - 25070mm
10.92
7.32
3.60
0.23
0.23
2.40
9.15
PUMP ROOM
5.0 X 9.15
BALE PLUCKER
0.23
A

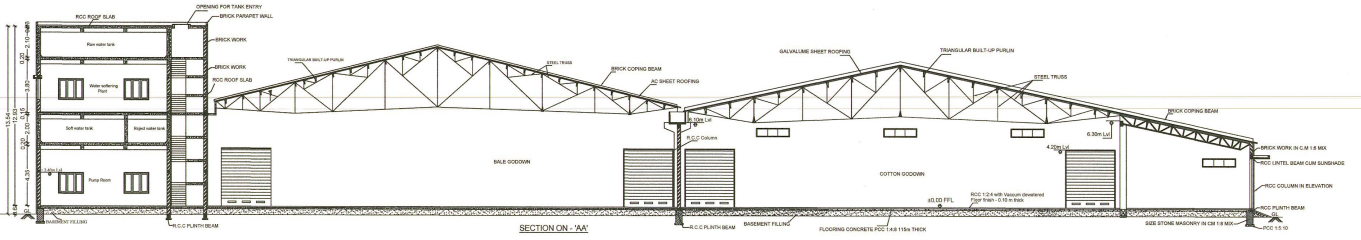
RCC ROOF SLAB
OPENING FOR TANK ENTRY
BRICK PARAPET WALL
BRICK WORK
RCC ROOF SLAB
Raw water tank
Water softening Plant
Soft water tank
Reject water tank
Pump Room
13.54
12.93
BASEMENT FILLING
R.C.C PLINTH BEAM
TRIANGULAR BUILT-UP PURLIN
STEEL TRUSS
BRICK COPING BEAM
AC SHEET ROOFING
BALE GODOWN
R.C.C Column
GALVALUME SHEET ROOFING
COTTON GODOWN
±0.00 FFL
RCC 1:2:4 with Vacuum dewatered Floor finish - 0.10 m thick
FLOORING CONCRETE PCC 1:4:8 115m THICK
6.30m Lvl
4.20m Lvl
BRICK WORK IN C.M 1:6 MIX
RCC LINTEL BEAM CUM SUNSHADE
RCC COLUMN IN ELEVATION
RCC PLINTH BEAM
SIZE STONE MASONRY IN CM 1:6 MIX
PCC 1:5:10

SECTION ON - 'AA'

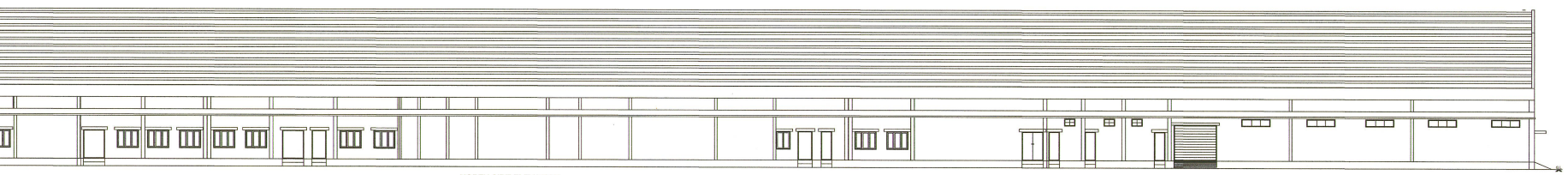

NORTH SIDE ELEVATION


122.95
STORES 10.10 X 9.14
CONTROL PANEL ROOM 3.05 X 9.14
DRINKING WATER
QC ROOM 9.14 X 9.14
UPS ROOM 19.12 X 9.14
14.18
COMPRESSOR ROOM 13.72 X 9.14
25.31
BATH & W.C
WASH
W.C
MD'S ROOM 5.11 X 4.88
DISCUSSION ROOM 5.07 X 4.88
OFFICE ROOM 10.98 X 9.14
Passage - 1.234m wide
FM ROOM 2.80 X 4.88
CASHIER & ACCOUNTS ROOM 5.11 X 2.80
SUPERVISOR ROOM 2.80 X 4.88
FE
BLOW ROOM & PREPARATORY 99.37 X 31.70
PACKING ROOM 40.84 X 31.70
Yarn Conditioning M/c Pit
PLANT AREA 63.98 X 36.60
VORTEX 76.23 X 45.98
VORTEX 96 DRUMS
Cable Trench 1600W X 1800D
AIR WASHER TANK 7.88 X 4.42
AIR WASHER TANK 7.85 X 4.50
CAT WALK
87.74
171.61

BLOCK - D (MAIN UNIT - I, II)
GROUND GLOOR PLAN

BLOCK-F
SCALE : 1.100

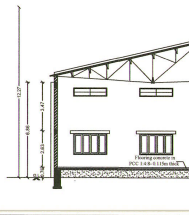

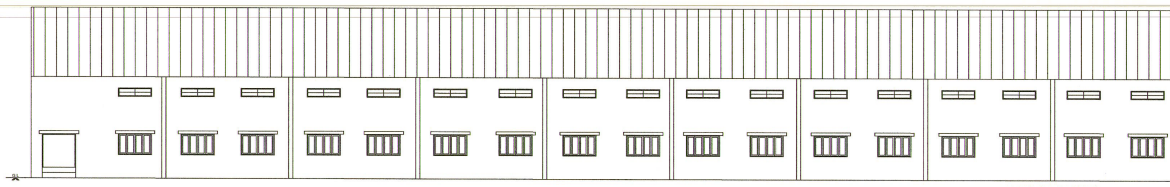

NORTH SIDE ELEVATION

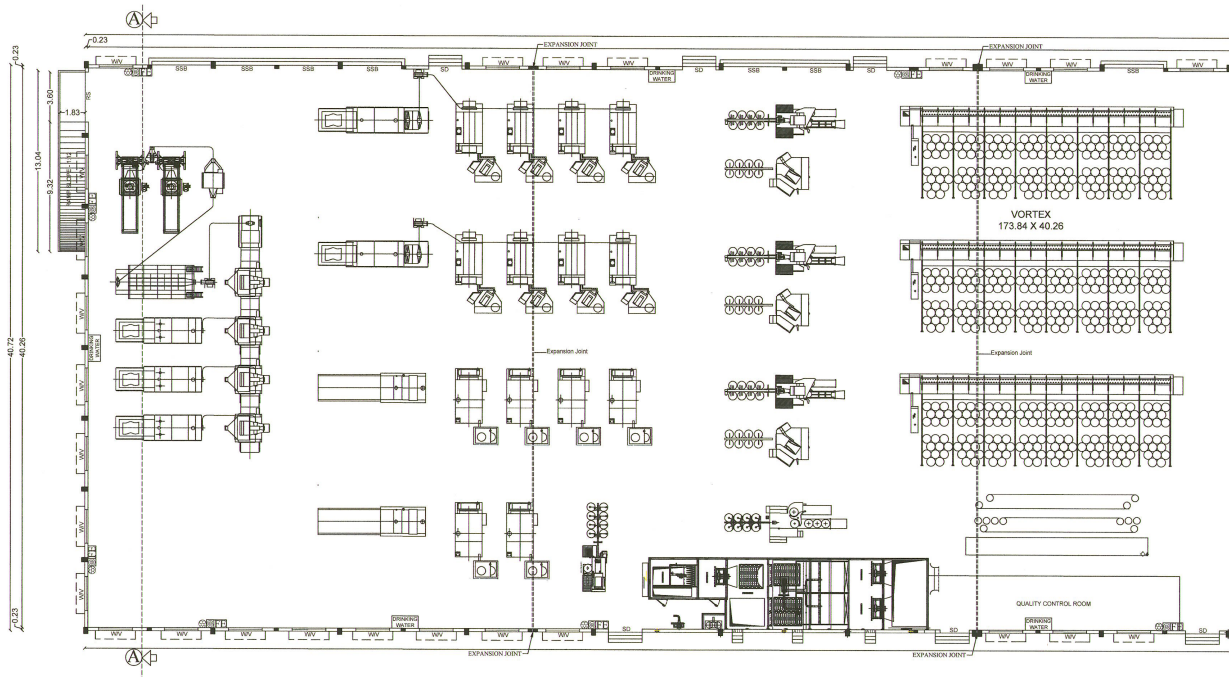
EXPANSION JOINT
VORTEX 173.84 X 40.26
QUALITY CONTROL ROOM
DRINKING WATER
W/V

BLOCK-G
SCALE : 1.100



SOUTHERN SIDE -ELEVATION

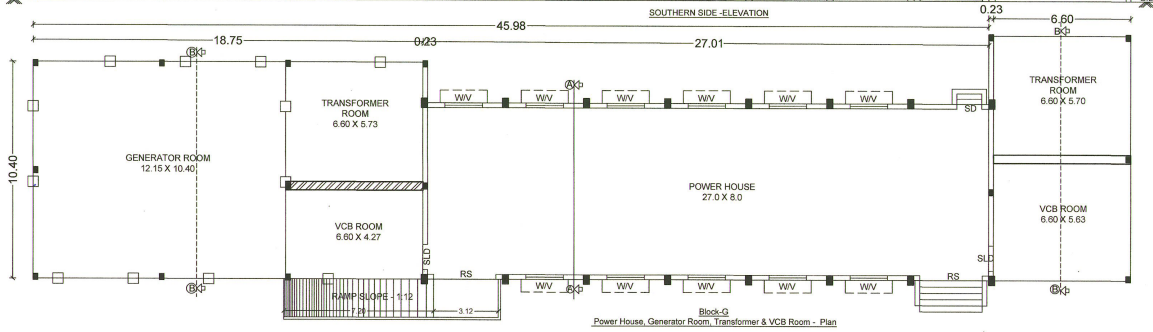
45.98
18.75
27.01
6.60
10.40
GENERATOR ROOM 12.15 X 10.40
TRANSFORMER ROOM 6.60 X 5.73
VCB ROOM 6.60 X 4.27
POWER HOUSE 27.0 X 8.0
TRANSFORMER ROOM 6.60 X 5.70
VCB ROOM 6.60 X 5.63
RAMP SLOPE - 1:12
W/V
SD
SLD
RS

Block-G
Power House, Generator Room, Transformer & VCB Room - Plan

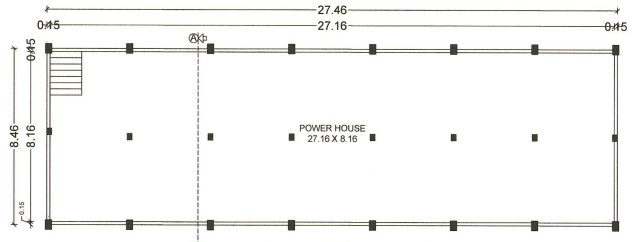
27.46
27.16
0.15
8.46
8.16
POWER HOUSE 27.16 X 8.16

Power House - Cellar Floor - Plan

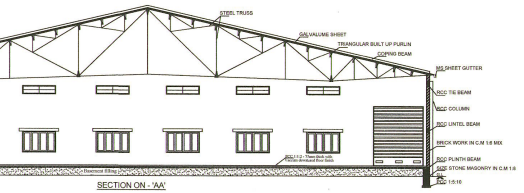
STEEL TRUSS
GALVALUME SHEET
TRIANGULAR BUILT UP PURLIN
COPING BEAM
MS SHEET GUTTER
RCC TIE BEAM
RCC COLUMN
RCC LINTEL BEAM
BRICK WORK IN C.M 1:6 MIX
RCC PLINTH BEAM
SIZE STONE MASONRY IN C.M 1:6
PCC 1:5:10

SECTION ON - 'AA'

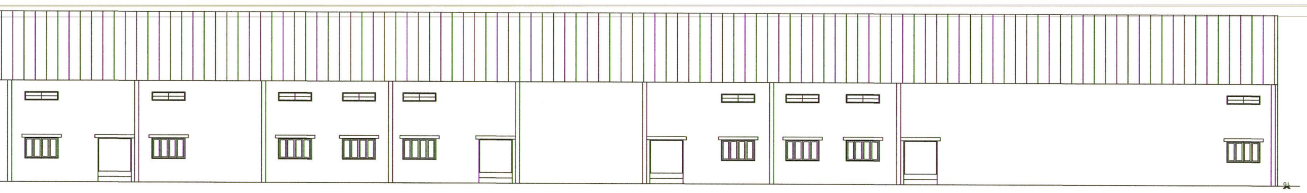

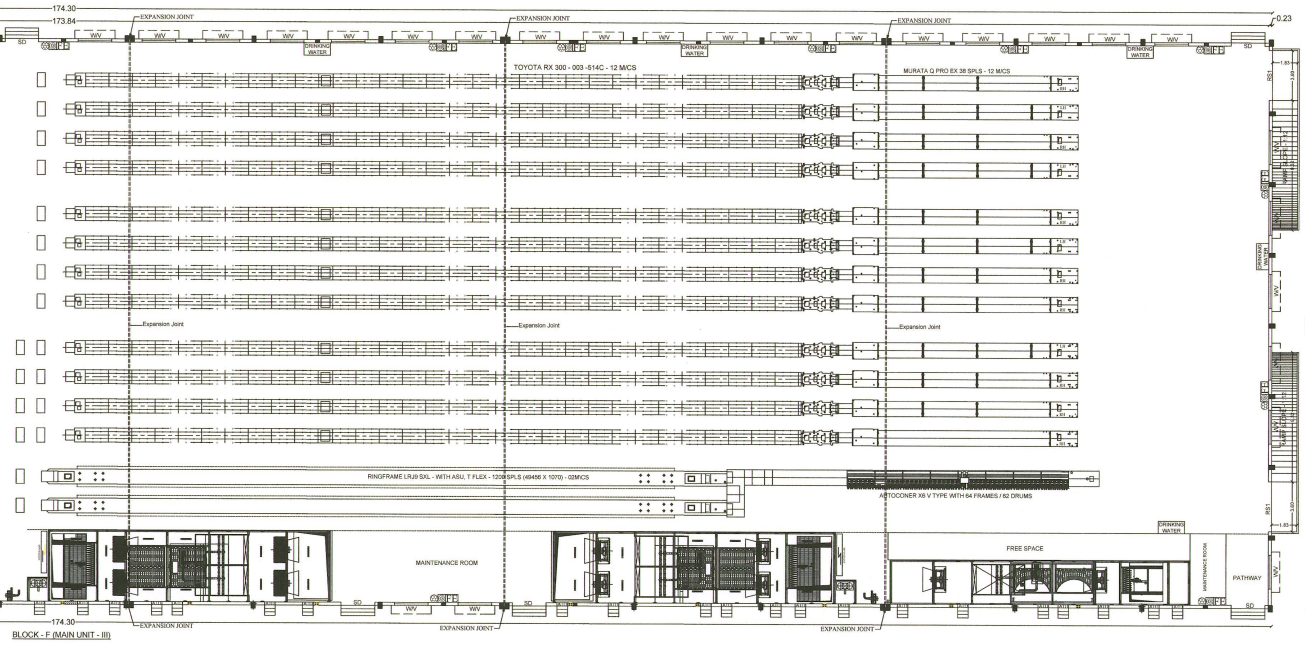
174.30
173.84
EXPANSION JOINT
TOYOTA RX 300 - 003 -514C - 12 M/CS
MURATA Q PRO EX 38 SPLS - 12 M/CS
RINGFRAME LR J9 SXL - WITH ANIL T FLEX - 1200 SPLS (48466 X 1070) - 02M/CS
AUTOCONER X6 V TYPE WITH 64 FRAMES (192 DRUMS)
MAINTENANCE ROOM
FREE SPACE
PATHWAY
WATER
WV
SD
0.23
40.72

BLOCK - F (MAIN UNIT - III)

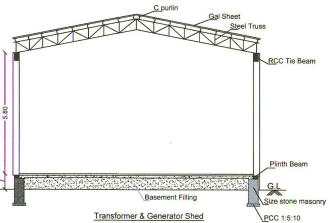
C purlin
Gal Sheet
Steel Truss
RCC Tie Beam
Plinth Beam
G.L
Basement Filling
Size stone masonry
PCC 1:5:10
5.80

Transformer & Generator Shed
Section on 'BB'

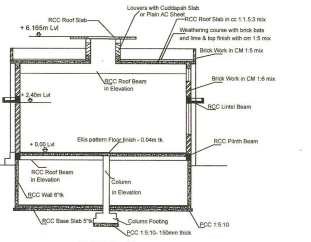
RCC Roof Slab
+ 6.165m Lvl
Louvers with Cuddapah Slab or Plain AC Sheet
RCC Roof Slab in cc 1:1.5:3 mix
Weathering course with brick bats and lime & top finish with cm 1:5 mix
Brick Work in CM 1:5 mix
RCC Roof Beam in Elevation
Brick Work in CM 1:6 mix
+ 2.40m Lvl
RCC Lintel Beam
+ 0.00 Lvl
Ellis pattern Floor finish - 0.04m tk.
RCC Plinth Beam
RCC Roof Beam in Elevation
RCC Wall 6"tk
Column in Elevation
RCC Base Slab 5"tk
Column Footing
PCC 1:5:10- 150mm thick
PCC 1:5:10

Section On - AA
(Power House)

BLOCK-H
SCALE : 1.100

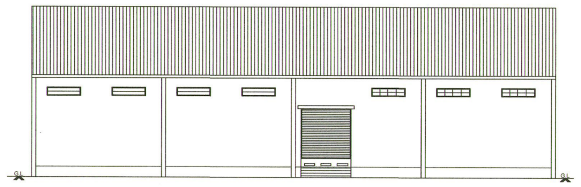

SOUTH SIDE - ELEVATION

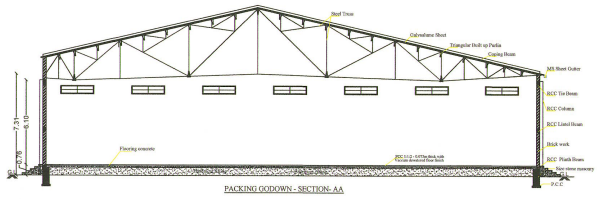
Steel Truss
Galvalume Sheet
Triangular Built up Purlin
Coping Beam
MS Sheet Gutter
RCC Tie Beam
RCC Column
RCC Lintel Beam
Brick work
RCC Plinth Beam
Size stone masonry
P.C.C
Flooring concrete
7.31
6.10
0.76
G.L

PACKING GODOWN - SECTION- AA

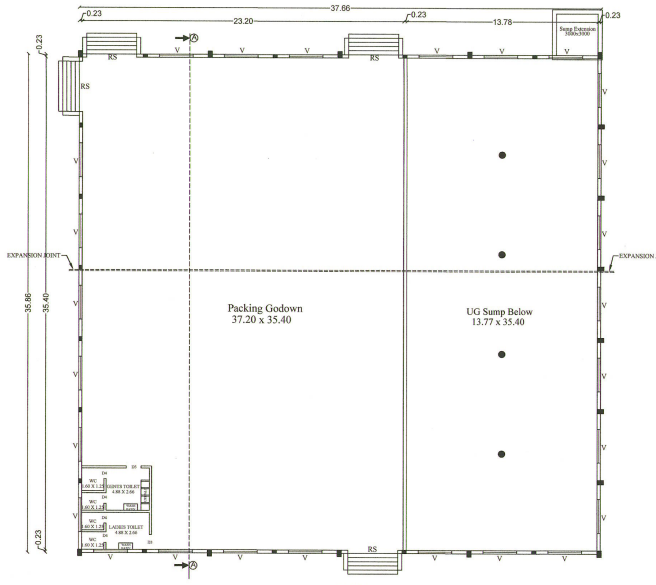
37.66
23.20
13.78
0.23
35.86
35.40
EXPANSION JOINT
Packing Godown
37.20 x 35.40
UG Sump Below
13.77 x 35.40
RS
V

BLOCK-H
PACKING GODOWN - PLAN

BLOCK-I
SCALE : 1.100

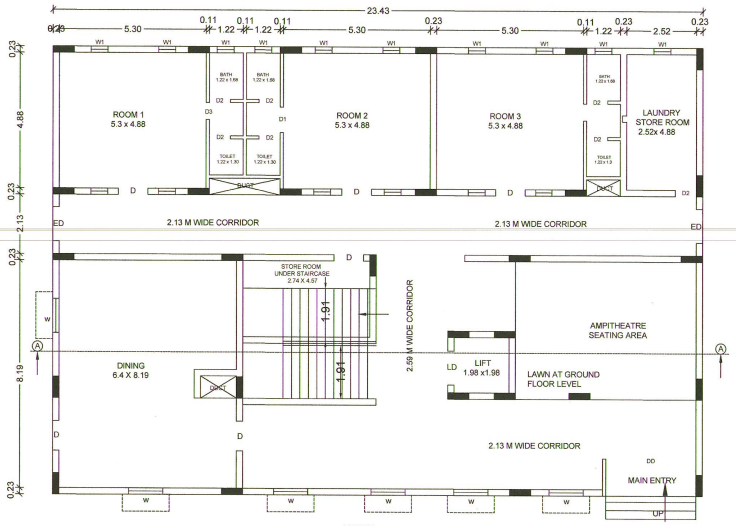
23.43
5.30
1.22
2.52
0.23
0.11
4.88
16.12
8.19
ROOM 1
5.3 x 4.88
ROOM 2
5.3 x 4.88
ROOM 3
5.3 x 4.88
LAUNDRY STORE ROOM
2.52x 4.88
2.13 M WIDE CORRIDOR
DINING
6.4 X 8.19
STORE ROOM UNDER STAIRCASE
2.74 X 4.37
2.59 M WIDE CORRIDOR
LIFT
1.98 x1.98
AMPITHEATRE SEATING AREA
LAWN AT GROUND FLOOR LEVEL
MAIN ENTRY
D
W
W1
LD
UP

BLOCK-I
GROUND FLOOR

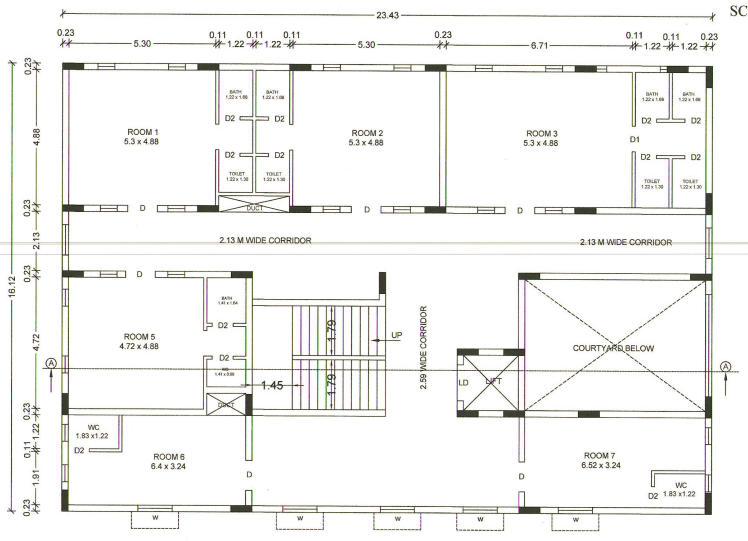
23.43
5.30
6.71
1.22
0.23
0.11
4.88
4.72
16.12
ROOM 1
5.3 x 4.88
ROOM 2
5.3 x 4.88
ROOM 3
5.3 x 4.88
2.13 M WIDE CORRIDOR
ROOM 5
4.72 x 4.88
ROOM 6
6.4 x 3.24
ROOM 7
6.52 x 3.24
COURTYARD BELOW
2.59 M WIDE CORRIDOR
WC
1.83 x1.22
1.45
1.79
D1
D2
LD
UP

BLOCK-I
SECOND FLOOR

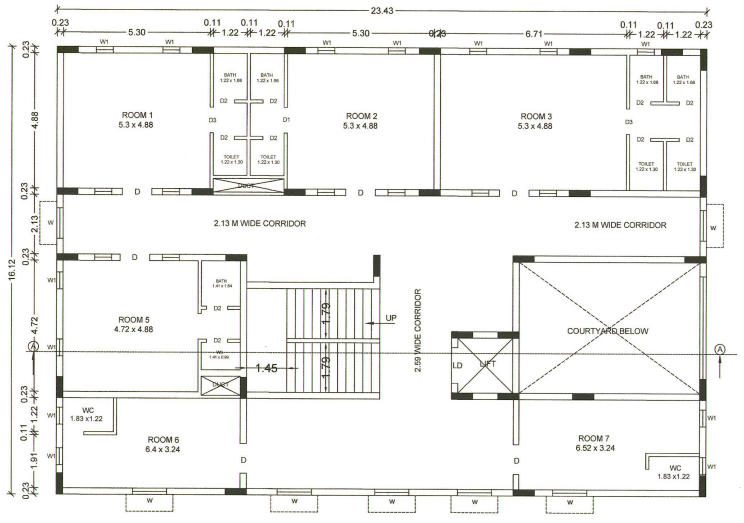
23.43
5.30
6.71
1.22
0.23
0.11
4.88
4.72
16.12
ROOM 1
5.3 x 4.88
ROOM 2
5.3 x 4.88
ROOM 3
5.3 x 4.88
2.13 M WIDE CORRIDOR
ROOM 5
4.72 x 4.88
ROOM 6
6.4 x 3.24
ROOM 7
6.52 x 3.24
COURTYARD BELOW
2.59 M WIDE CORRIDOR
WC
1.83 x1.22
1.45
1.79
LD
UP

BLOCK-I
FIRST FLOOR

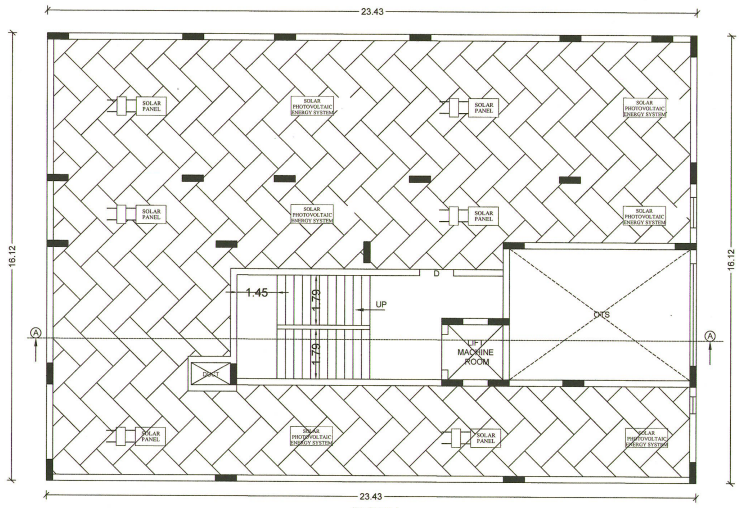
23.43
16.12
SOLAR PANEL
SOLAR PHOTOVOLTAIC ENERGY SYSTEM
1.45
1.79
LIFT MACHINE ROOM
DCS
UP

BLOCK-I
TERRACE FLOOR PLAN

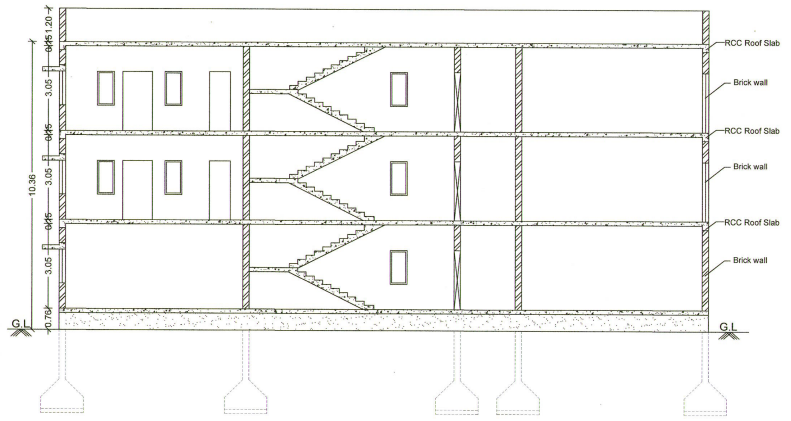
RCC Roof Slab
Brick wall
1.20
3.05
10.35
G.L



SITE AND DETAIL PLAN SHOWING THE PROPOSED ADDITIONAL CONSTRUCTION OF GALVALUME SHEET ROOF AND RCC (ORANGE CATEGORY) COTTON SPINNING AND WEAVING INDUSTRIAL BUILDING OF BLOCK-A HAVING GROUND FLOOR AND FIRST FLOOR, BLOCK-B HAVING GROUND FLOOR, BLOCK-C HAVING GROUND FLOOR, BLOCK-D HAVING GROUND, FIRST, SECOND & THIRD FLOOR, BLOCK-E HAVING GROUND FLOOR ,BLOCK-F HAVING GROUND FLOOR , BLOCK-G HAVING GROUND FLOOR AND CELLAR FLOOR, BLOCK-H HAVING GROUND FLOOR, BLOCK-I HAVING GROUND, FIRST AND SECOND FLOOR IN COTTON SPINNING AND WEAVING INDUSTRY (ORANGE CATEGORY) WITH 2741.96 HP IN SF.NO.198, 447/12, 447/1A1B, 447/1A6B, 447/1A7, AT ELANTHAKUTTAI VILLAGE, KUMARAPALAYAM TALUK, NAMAKKAL DISTRICT.

SCALE - 1 : 800
All Dimensions Are in Meter

NAME OF THE APPLICANT :
PALLAVA TEXTILES PRIVATE LIMITED
BY ITS DIRECTOR, M.RAVICHANDRAN.

AREA DETAILS :

AS PER PATTA - 52189.00 SQ.M
AS PER DOCUMENT - 12.89 ACRE (OR) 52163.98 SQ.M
AS PER SUPER IMPOSED SITE AREA - 52659.94 SQ.M

AREA DETAILS			
	FSI	Non FSI	Total
PROPOSED BUILDING			
BLOCK - A (OFFICE)			
GROUND FLOOR	108.99	-	108.99
BLOCK - B (VORTEX SHED)			
GROUND FLOOR	3431.96	-	3431.96
BLOCK - C (POWER HOUSE)			
GROUND FLOOR	792.50	-	792.50
BLOCK - D (MAIN UNIT-I,II)			
GROUND FLOOR	14971.07	-	14971.07
FIRST FLOOR	66.83	-	66.83
SECOND FLOOR	66.83	-	66.83
THIRD FLOOR	66.83	-	66.83
BLOCK - E (BALE GODOWN)			
GROUND FLOOR	750.39	-	750.39
BLOCK - F (MAIN UNIT-III)			
GROUND FLOOR	7097.50	-	7097.50
BLOCK - G (POWER HOUSE & TRANSFORMER YARD)			
GROUND FLOOR	505.94	-	505.94
CELLAR FLOOR	232.31	-	232.31
BLOCK - H (PACKING GODOWN)			
GROUND FLOOR	1350.49	-	1350.49
BLOCK - I (HOSTEL)			
GROUND FLOOR	377.65		377.65
FIRST FLOOR	377.65		377.65
SECOND FLOOR	377.65		377.65
TERRACE FLOOR	-	79.30	79.30
GRAND TOTAL	30574.59	79.30	30653.89

$$\text{FLOOR SPACE INDEX} = \frac{\text{FSI AREA}}{\text{SITE AREA}} = \frac{30574.59}{52163.98} = 0.58 < 1.5$$

HEIGHT OF THE BUILDING : 13.54

1	OSR REQUIRED	5266.00 (10.00%)
2	OSR PROVIDED	5453.49 (10.35%)

PARKING AREA DESCRIPTION	AREA	REQUIRED	PROVIDED
1 Car space for every 100 Sq.m of office floor area	108.99/100	3	4(Including 1 PH)
1 Two wheeler space for every 50 Sq.m of workshop floor area	27461.45/50	550	623
1 Two wheeler space for every 10 Rooms of hostel floor area	1132.95	3	7
1 Cycle space for every 50 Sq.m of workshop floor area	27461.45/50	550	790
1 Lorry space for every 500 Sq.m of workshop floor area	27461.45/500	55	62

REFERENCE:

⊛	FIRE ALARM SYSTEM
◙	HOSE REEL
FE	FIRE FIGHTING EQUIPMENTS
DRINKING WATER	DRINKING WATER

MACHINARY DETAILS					
S.NO	MACHINE NAME		HP	NOS	USAGE HP
1	BR-M/C	BLOW ROOM M/C	85.42	1 NOS	85.42
2	BD	BLENDOMAT	27	1 NOS	27
3	VFM	VITAL FAN MOTOR	7.50	1 NOS	7.50
4	CLC	CARDING LC 361	31.40	12 NOS	376.80
5	DF RSBD 40	DRAWING FRAME RSBD 40	14.89	4 NOS	59.56
6	DF SBD 22	DRAWING FRAME SBD 22	14.89	1 NOS	14.89
7	DF RSB 851	DRAWING FRAME RSB 851	14.89	1 NOS	14.89
8	S-LA 4200	SIMPLEX-LA 4200	55.38	3 NOS	166.14
9	SF - LR9AX / SD	SPINNING FRAME - LR9AX / SD	107.17	8 NOS	857.36
10	SF - LR9AX	SPINNING FRAME - LR9AX	97.42	6 NOS	584.52
11	VO	VORTEX	41.94	3 NOS	125.82
12	YCP	YCP	120.75	1 NOS	120.75
13	PP M/C	PALLET PACKING M/C	1.34	1 NOS	1.34
14	AR-1	AIR COMPRESSOR -1	80.40	1 NOS	80.40
15	AR-2	AIR COMPRESSOR -2	100.50	1 NOS	100.75
16	AR-3	AIR COMPRESSOR -3	80.40	1 NOS	80.40
17	AD-1,2,3	AIR DRYER -1,2,3	3.35	3 NOS	10.05
18	BP-1	BALE PRESS-1	7.37	1 NOS	7.37
19	RO M/C	ROVING M/C	1.00	1 NOS	1.00
20	BU M/C	BUFFING M/C	1.00	1 NOS	1.00
21	CRC M/C	CUT ROLL CLEANING M/C	2.00	1 NOS	2.00
22	AC	AIR COOLER	1.00	17 NOS	17.00
TOTAL HP			2741.96 HP		

JOINERY DETAILS		
1	DOOR-D	2.44 X 3.05
2	DOOR-D1	1.83 X 2.14
3	DOOR-D2	1.22 X 2.14
4	DOOR-D3	1.07 X 2.14
5	LIFT DOOR-LD	1.22 X 2.14
6	TOILET DOOR-D4	0.76 X 2.14
7	WINDOW - W	1.83 X 1.83
8	WINDOW - W1	1.22 X 1.83
9	VENTILATOR - V	1.83X 0.61
10	VENTILATOR - V1	1.22 X 0.60

NO.OF.WORKERS - 250 PERSONS	
MALE	175
FEMALE	75
HP.OF.BUILDING	2741.96

COLOR INDEX	
SITE BOUNDARY	▭
EXISTING ROAD	🟨
OSR	🟩
PROPOSED BUILDING	▨
DRIVE WAY	🟫

Er.C.PALANISAMY, B.E.,
Registered Engineer - TD/RE/Gr-I/2023/05/001
Registered Structural Engineer - 016/RSE II
Licensed Building Surveyor - 032/26/2016-2017
Consulting Civil Engineer
RG Builders No : 59/1, Swapna Towers (Third Floor),
Stanes Road 4th Street, Avinashi Main Road,
Tirupur -641602, Cell No: 9894042540
E.mail :cpsamy.rgbuilders@gmail.com

REGISTERED ENGINEER

For Pallava Textiles (P) Limited
Director.

APPLICANT