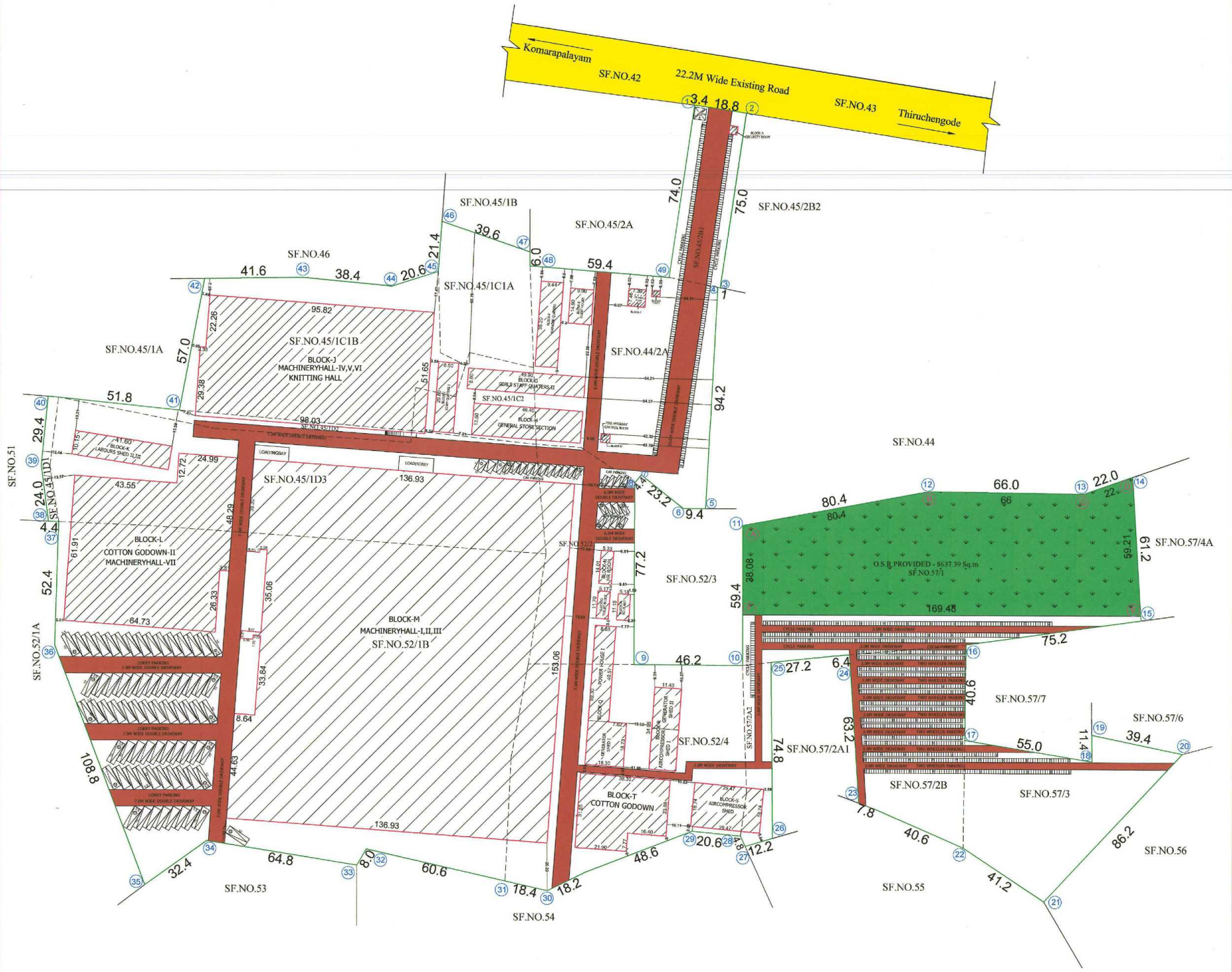
Komarapalayam
SF.NO.42
22.2M Wide Existing Road
SF.NO.43
Thiruchengode
3.4
18.8
BLOCK-A SECURITY ROOM
74.0
75.0
SF.NO.45/2B1
SF.NO.45/2B2
SF.NO.45/1B
SF.NO.45/2A
39.6
6.0
59.4
SF.NO.46
41.6
38.4
20.6
21.4
SF.NO.45/1C1A
SF.NO.45/1A
57.0
95.82
22.26
29.38
SF.NO.45/1C1B
BLOCK-J
MACHINERYHALL-IV,V,VI
KNITTING HALL
51.65
BLOCK-G
GIRLS STAFF QUATERS II
SF.NO.45/1C2
BLOCK-H
GENERAL STORE SECTION
FIRE HYDRANT CONTROL ROOM
BLOCK-D
SF.NO.44/2A
94.2
51.8
98.03
SF.NO.45/1D2
7.0M WIDE DOUBLE DRIVEWAY
29.4
SF.NO.51
41.60
BLOCK-K
LABOURS SHED II,III
24.99
12.72
LOADINGBAY
136.93
CAR PARKING
6.0M WIDE DOUBLE DRIVEWAY
23.2
4.4
9.4
24.0
SF.NO.45/1D1
SF.NO.45/1D3
43.55
4.4
BLOCK-L
COTTON GODOWN-II
MACHINERYHALL-VII
61.91
48.29
35.06
52.4
26.33
64.73
BLOCK-M
MACHINERYHALL-I,II,III
SF.NO.52/1B
SF.NO.52/2
BLOCK-N
HR ROOM
77.2
SF.NO.52/3
SF.NO.52/1A
LORRY PARKING
7.0M WIDE DOUBLE DRIVEWAY
33.84
8.64
153.06
POWER HOUSE I
BLOCK-Q
46.2
GENERATOR SHED I
BLOCK-R
AIRCOMPRESSOR SHED I
GENERATOR SHED II
SF.NO.52/4
108.8
44.63
BLOCK-T
COTTON GODOWN
BLOCK-S
AIRCOMPRESSOR SHED
3.0M WIDE DRIVEWAY
136.93
32.4
64.8
8.0
60.6
18.4
18.2
48.6
20.6
4.8
12.2
SF.NO.53
SF.NO.54
SF.NO.44
80.4
66.0
22.0
O.S.R PROVIDED - 8637.39 Sq.m
SF.NO.57/1
38.08
59.4
169.48
59.21
61.2
SF.NO.57/4A
CYCLE PARKING
3.0M WIDE DRIVEWAY
TWO WHEELER PARKING
75.2
27.2
6.4
40.6
SF.NO.57/7
SF.NO.57/2A2
SF.NO.57/2A1
74.8
63.2
55.0
11.4
SF.NO.57/6
39.4
SF.NO.57/2B
SF.NO.57/3
7.8
40.6
41.2
86.2
SF.NO.55
SF.NO.56

SITE PLAN
SCALE - (1:800)

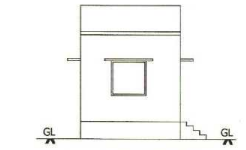

FRONT ELEVATION

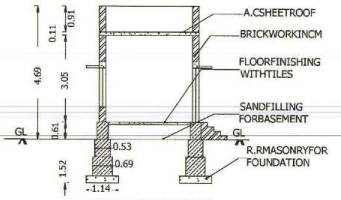
A.CSHEETROOF
BRICKWORKINCM
FLOORFINISHING WITHTILES
SANDFILLING FORBASEMENT
R.RMASONRYFOR FOUNDATION
0.11
0.91
4.69
3.05
0.61
1.52
0.53
0.69
1.14
GL

SECTION ON "GH"

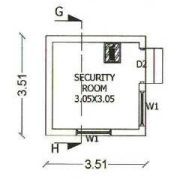
G
H
SECURITY ROOM 3.05X3.05
D2
W1
3.51
3.51

BLOCK-A(SECURITY ROOM)
GROUND FLOOR PLAN

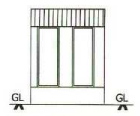

FRONT ELEVATION

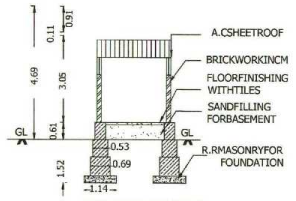
A.CSHEETROOF
BRICKWORKINCM
FLOORFINISHING WITHTILES
SANDFILLING FORBASEMENT
R.RMASONRYFOR FOUNDATION
4.69
3.05
0.61
1.52
0.53
0.69
1.14
GL

SECTION ON "GH"

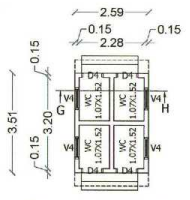
2.59
0.15
2.28
0.15
3.51
3.20
WC
D1
V1
0.15

BLOCK-B(DRIVERS TOILET)
GROUND FLOOR PLAN

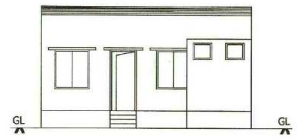

FRONT ELEVATION
(CRECHE,LADIES REST ROOM)

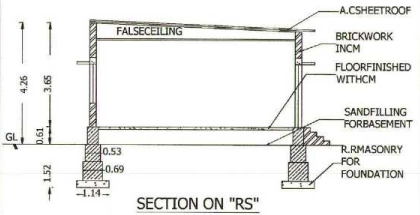
FALSECEILING
A.CSHEETROOF
BRICKWORK INCM
FLOORFINISHED WITHCM
SANDFILLING FORBASEMENT
R.RMASONRY FOR FOUNDATION
4.26
3.65
0.61
1.52
0.53
0.69
1.14
GL

SECTION ON "RS"

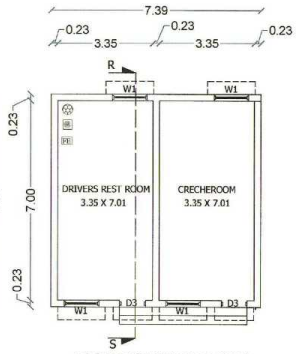
7.39
0.23
3.35
0.23
3.35
0.23
R
S
W1
D3
DRIVERS REST ROOM 3.35 X 7.01
CRECHEROOM 3.35 X 7.01
7.46
7.00
0.23
0.23

BLOCK-C(DRIVERS ROOM)
GROUND FLOOR PLAN

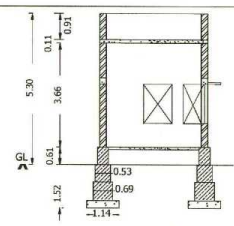
0.11
0.91
5.30
3.66
0.61
1.52
0.53
0.69
1.14
GL

SECTION ON AA

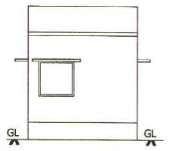

SOUTH SIDE ELEVATION

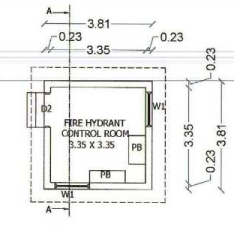
A
3.81
0.23
3.35
0.23
D2
FIRE HYDRANT CONTROL ROOM 3.35 X 3.35
W1
PB
3.35
3.81
0.23

BLOCK-D(FIRE HYDRANT
CONTROL ROOM)
GROUND FLOOR PLAN

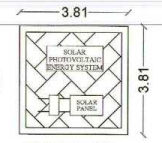
3.81
3.81
SOLAR PANEL

TERRACE FLOOR

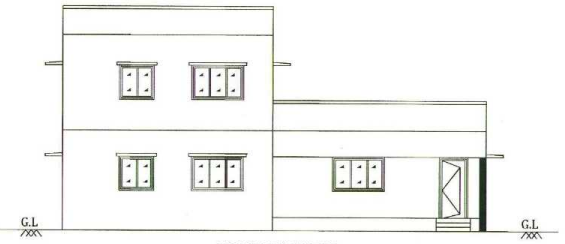

EAST SIDE ELEVATION

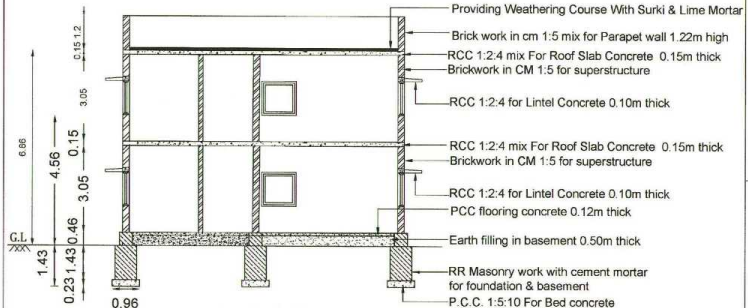
Providing Weathering Course With Surki & Lime Mortar
Brick work in cm 1:5 mix for Parapet wall 1.22m high
RCC 1:2:4 mix For Roof Slab Concrete 0.15m thick
Brickwork in CM 1:5 for superstructure
RCC 1:2:4 for Lintel Concrete 0.10m thick
RCC 1:2:4 mix For Roof Slab Concrete 0.15m thick
Brickwork in CM 1:5 for superstructure
RCC 1:2:4 for Lintel Concrete 0.10m thick
PCC flooring concrete 0.12m thick
Earth filling in basement 0.50m thick
RR Masonry work with cement mortar for foundation & basement
P.C.C. 1:5:10 For Bed concrete
0.15 1.2
3.05
6.86
4.56
0.15
3.05
0.46
1.43
1.43
0.23
0.96
G.L

SECTION ON - UV

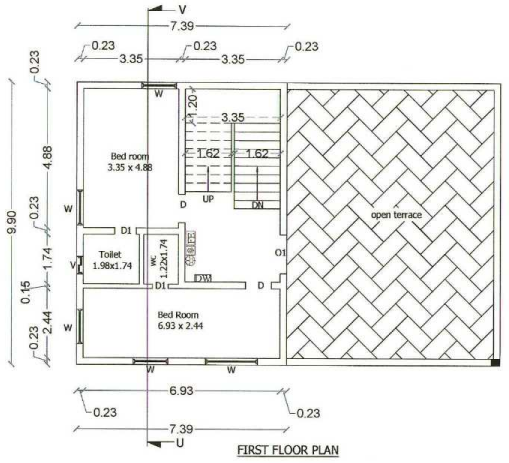
V
7.39
0.23
3.35
0.23
3.35
0.23
Bed room 3.35 x 4.88
1.20
3.35
1.62
1.62
UP
DN
open terrace
Toilet 1.98x1.74
1.22x1.74
D1
D
Bed Room 6.93 x 2.44
W
9.90
4.88
1.74
2.44
6.93
U

FIRST FLOOR PLAN

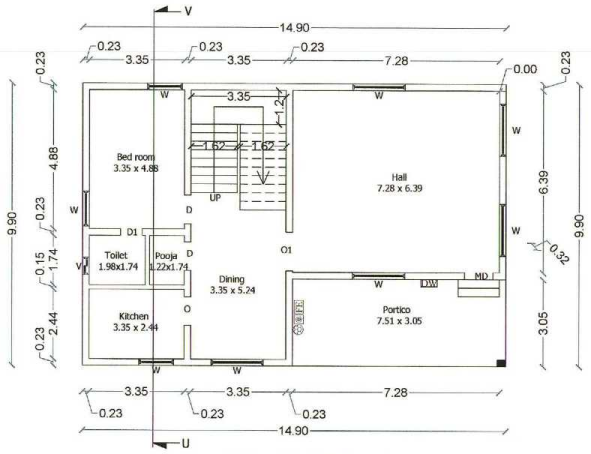
V
14.90
0.23
3.35
0.23
3.35
0.23
7.28
0.00
Bed room 3.35 x 4.88
3.35
1.62
1.62
UP
Hall 7.28 x 6.39
Toilet 1.98x1.74
Pooja 1.22x1.74
Dining 3.35 x 5.24
Kitchen 3.35 x 2.44
Portico 7.51 x 3.05
D1
D
W
MD
9.90
6.39
3.05
U

BLOCK-E(GUSET HOUSE)
GROUND FLOOR PLAN

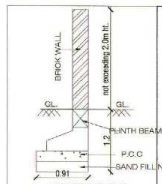
BRICK WALL
not exceeding 2.0m ht.
GL
GL
PLINTH BEAM
1.2
P.C.C
SAND FILLING
0.91

COMPOUND WALL
DETAIL

VERTICAL REINFORCEMENT AT JAMBS OF OPENINGS

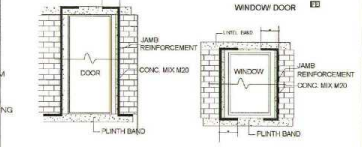
LINTEL BAND
Ø6@ 150
WINDOW DOOR
DOOR
JAMB REINFORCEMENT
CONC. MIX M20
PLINTH BAND
WINDOW
JAMB REINFORCEMENT
CONC. MIX M20
PLINTH BAND

VERTICAL REINFORCEMENT
IN BRICK WALLS

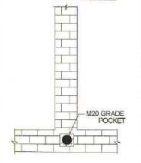
M20 GRADE POCKET

VERTICAL REINFORCEMENT
IN BRICK WALLS

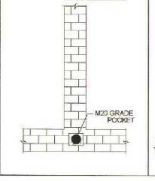
M20 GRADE POCKET

HORIZONTAL SEISMIC BANDS

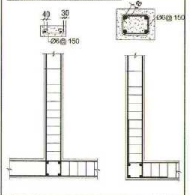
40
30
Ø6@ 150
Ø6@ 150

RAINWATER HARVESTING SYSTEM

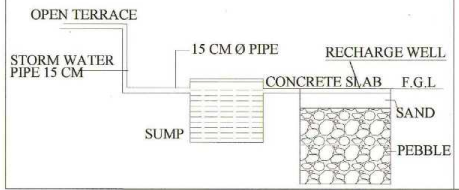
OPEN TERRACE
STORM WATER PIPE 15 CM
15 CM Ø PIPE
RECHARGE WELL
CONCRETE SLAB
F.G.L
SUMP
SAND
PEBBLE

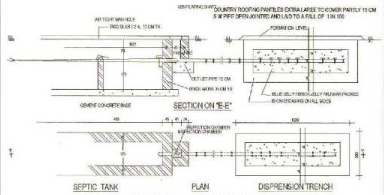
VENTILATING SHAFT
COUNTRY ROOFING PANTILES EXTRA LARGE TO COVER PARTLY 15 CM
AIR TIGHT MANHOLE
FORMATION LEVEL
OUT LET PIPE
CEMENT CONCRETE BASE
SECTION ON "E-E"
INSPECTION CHAMBER
SEPTIC TANK
PLAN
DISPRENSION TRENCH

TYPE DESIGN FOR A SEPTIC TANK 10,000 LITRES CAPACITY
(Not to Scale)

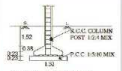
R.C.C COLUMN POST 1:2:4 MIX
P.C.C 1:5:10 MIX
1.52
0.38
0.23
0.23
1.51

COLUMN POST DETAILS

STAIRCASE DETAILS
(NOT TO SCALE)


T
H
R
BRICK WORK
WAIST SLAB

T - TREAD : 0.30M
R - RISE : 0.15 M
H - HANDRIAL : 1.50 m

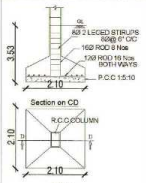
GL
8Ø 2 LEGED STIRUPS 8Ø@ 6" C/C
16Ø ROD 8 Nos
12Ø ROD 16 Nos BOTH WAYS
P.C.C 1:5:10
3.53
2.10
Section on CD
R.C.C.COLUMN
2.10
2.10

Plan
FOUNDATION DETAILS
(The above details will be changed as per the soil test report & structural Engineer instruction)

DETAILED PLAN OF RAINWATER PERCULATION PEBBLE BED

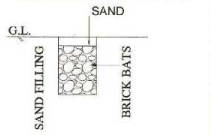
SAND
G.L.
SAND FILLING
BRICK BATS

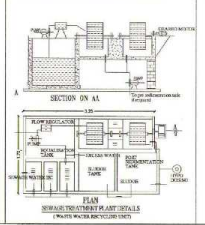
SECTION ON AA
FLOW REGULATOR
EQUALISATION TANK
SLUDGE TANK
POST SEDIMENTATION TANK
SLUDGE

PLAN
SEWAGE TREATMENT PLANT DETAILS
(WASTE WATER RECYCLING UNIT)

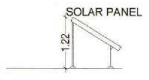
SOLAR PANEL
1.22

SIDE ELEVATION

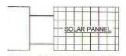
SOLAR PANNEL

SOLAR ENERGY
(Not to scale)

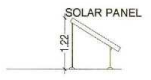
SOLAR PANEL
1.22

SIDE ELEVATION

SOLAR PANNEL

SOLAR ENERGY
(Not to scale)

Document certified by B Ganesan.
Signed by: Director
Location:
Date:2023.

Signature Not Verified
Signed by: Assistant Director
Location:Namakkal
Date:2023.07.24 19:39:14

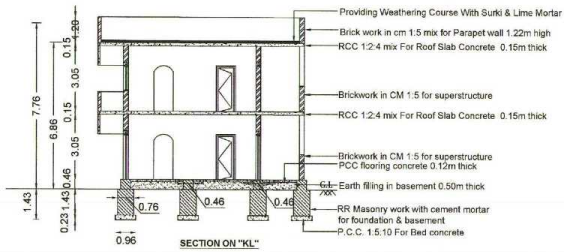
Providing Weathering Course With Surki & Lime Mortar
Brick work in cm 1:5 mix for Parapet wall 1.22m high
RCC 1:2:4 mix For Roof Slab Concrete 0.15m thick
Brickwork in CM 1:5 for superstructure
RCC 1:2:4 mix For Roof Slab Concrete 0.15m thick
Brickwork in CM 1:5 for superstructure
PCC flooring concrete 0.12m thick
G.L
Earth filling in basement 0.50m thick
RR Masonry work with cement mortar for foundation & basement
P.C.C. 1:5:10 For Bed concrete
7.76
6.86
1.43
1.20
0.15
3.05
0.15
3.05
0.46
1.43
0.23
0.76
0.46
0.46
0.96

SECTION ON "KL"

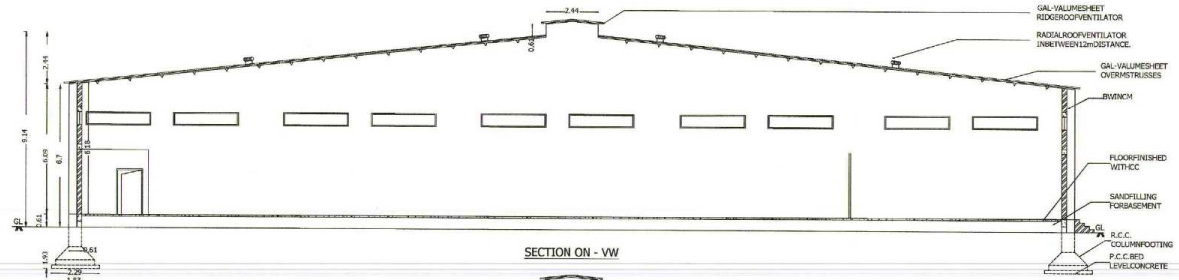
GAL-VALUMESHEET RIDGEROOFVENTILATOR
RADIALROOFVENTILATOR INBETWEEN12mDISTANCE.
GAL-VALUMESHEET OVERMSTRUSSES
BWINCM
FLOORFINISHED WITHCC
SANDFILLING FORBASEMENT
GL
R.C.C. COLUMNFOOTING
P.C.C.BED LEVELCONCRETE

SECTION ON - VW

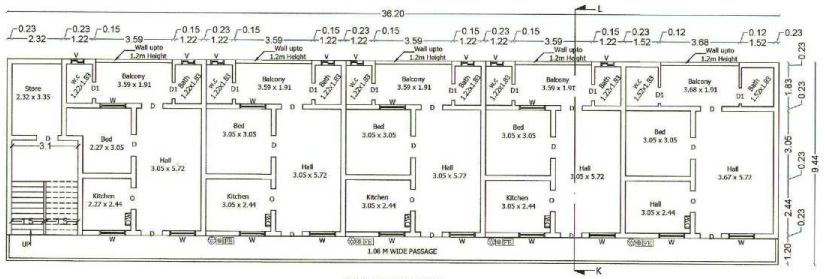
36.20
0.23
2.32
1.22
0.15
3.59
1.52
3.68
Wall upto 1.2m Height
Store 2.32 x 3.35
Balcony 3.59 x 1.91
Bed 3.05 x 3.05
Hall 3.05 x 5.72
Kitchen 3.05 x 2.44
1.00 M WIDE PASSAGE
L
K
UP

FIRST FLOOR PLAN

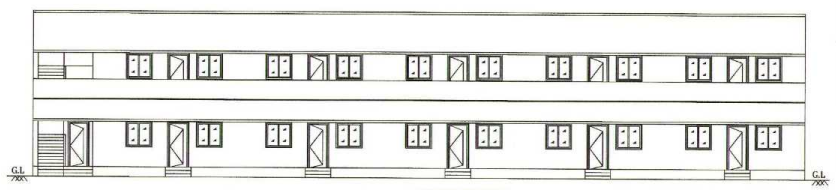

EAST SIDE ELEVATION

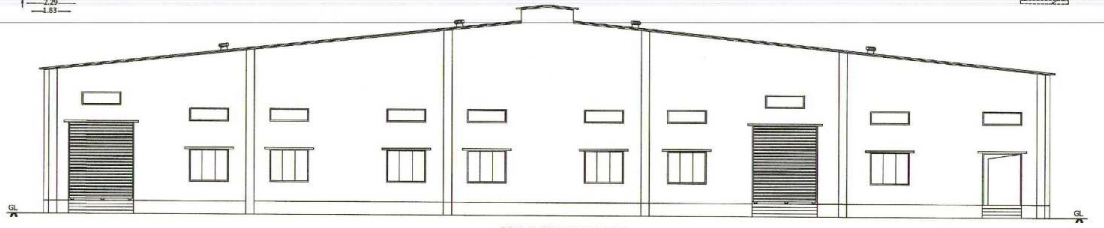

SOUTH SIDE ELEVATION

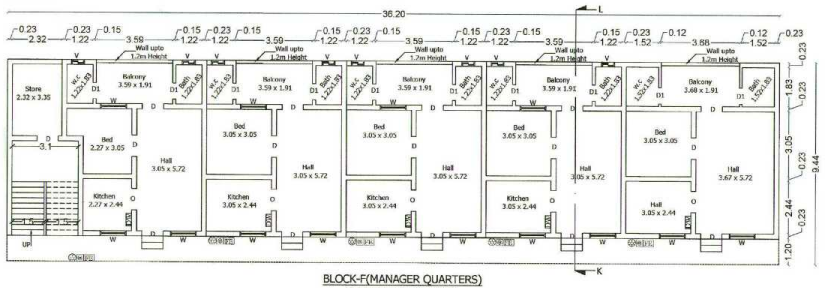
36.20
0.23
2.32
1.22
0.15
3.59
1.52
3.68
Wall upto 1.2m Height
Store 2.32 x 3.35
Balcony 3.59 x 1.91
Bed 3.05 x 3.05
Hall 3.05 x 5.72
Kitchen 3.05 x 2.44
9.44
K
UP

BLOCK-F(MANAGER QUARTERS)
GROUND FLOOR PLAN

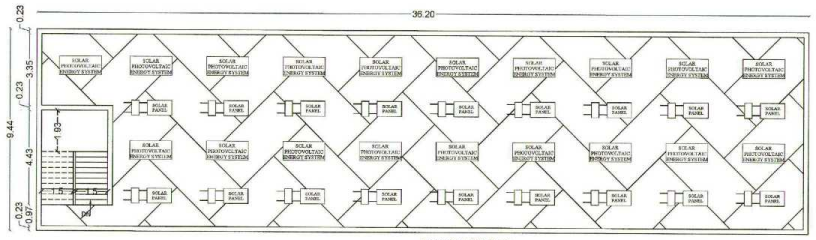
36.20
9.44
SOLAR PANEL

TERRACE FLOOR PLAN

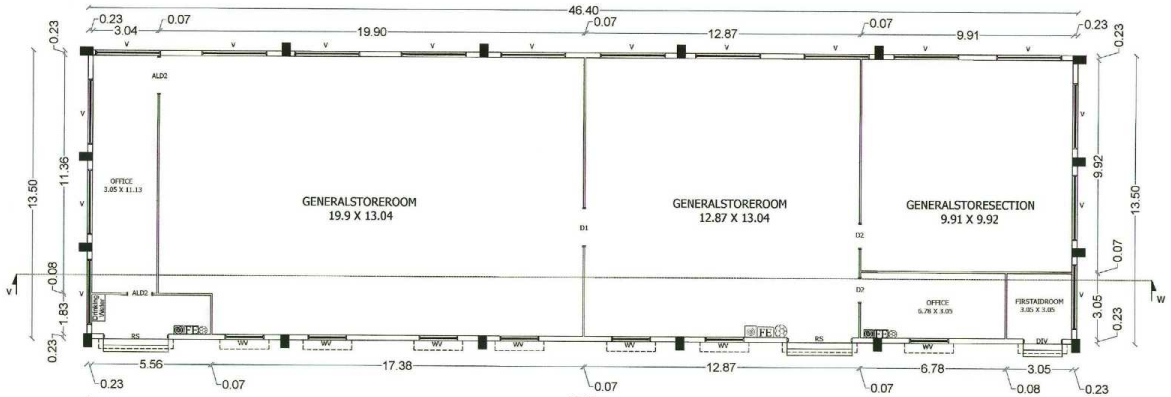
46.40
0.23
3.04
0.07
19.90
12.87
9.91
13.50
11.36
9.92
OFFICE 2.85 X 11.13
GENERALSTOREROOM 19.9 X 13.04
GENERALSTOREROOM 12.87 X 13.04
GENERALSTORESECTION 9.91 X 9.92
OFFICE
FIRSTAIDROOM
5.56
17.38
6.78
3.05
0.08
W

BLOCK-H(GENRAL STORE)
GROUND FLOOR PLAN

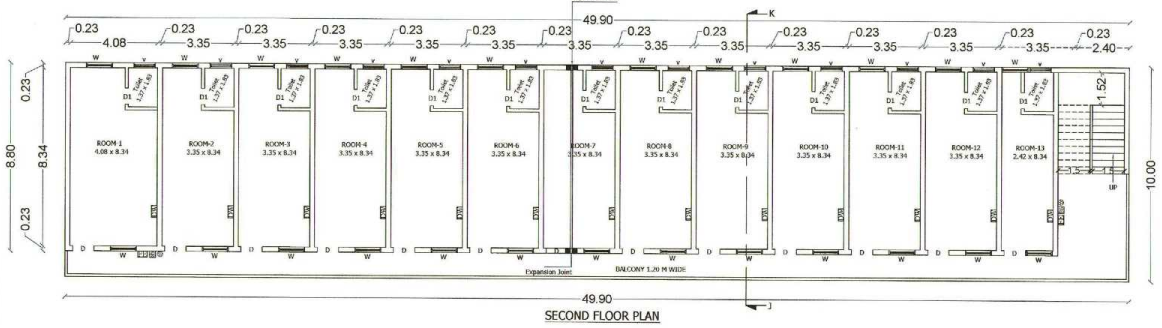
Expansion Joint
49.90
0.23
4.08
3.35
2.40
8.80
8.34
10.00
1.52
ROOM-1 4.08 x 8.34
ROOM-2 3.35 x 8.34
BALCONY 1.20 M WIDE
K
J
UP

SECOND FLOOR PLAN

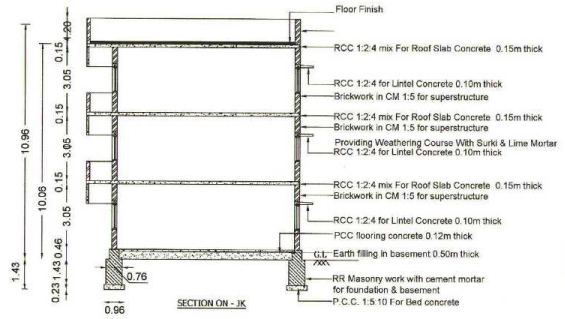
Floor Finish
RCC 1:2:4 mix For Roof Slab Concrete 0.15m thick
RCC 1:2:4 for Lintel Concrete 0.10m thick
Brickwork in CM 1:5 for superstructure
RCC 1:2:4 mix For Roof Slab Concrete 0.15m thick
Brickwork in CM 1:5 for superstructure
Providing Weathering Course With Surki & Lime Mortar
RCC 1:2:4 for Lintel Concrete 0.10m thick
RCC 1:2:4 mix For Roof Slab Concrete 0.15m thick
Brickwork in CM 1:5 for superstructure
RCC 1:2:4 for Lintel Concrete 0.10m thick
PCC flooring concrete 0.12m thick
G.L
Earth filling in basement 0.50m thick
RR Masonry work with cement mortar for foundation & basement
P.C.C. 1:5:10 For Bed concrete
10.96
10.06
1.43
0.76
0.96

SECTION ON - JK

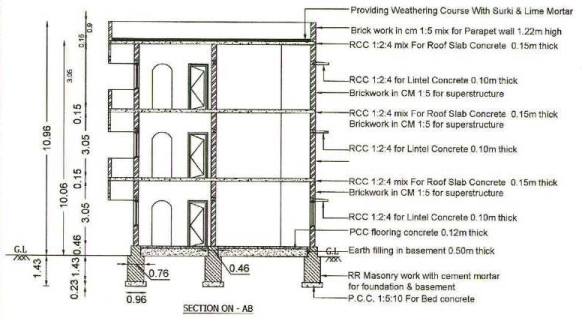
Providing Weathering Course With Surki & Lime Mortar
Brick work in cm 1:5 mix for Parapet wall 1.22m high
RCC 1:2:4 mix For Roof Slab Concrete 0.15m thick
RCC 1:2:4 for Lintel Concrete 0.10m thick
Brickwork in CM 1:5 for superstructure
RCC 1:2:4 mix For Roof Slab Concrete 0.15m thick
Brickwork in CM 1:5 for superstructure
RCC 1:2:4 for Lintel Concrete 0.10m thick
RCC 1:2:4 mix For Roof Slab Concrete 0.15m thick
Brickwork in CM 1:5 for superstructure
RCC 1:2:4 for Lintel Concrete 0.10m thick
PCC flooring concrete 0.12m thick
G.L
Earth filling in basement 0.50m thick
RR Masonry work with cement mortar for foundation & basement
P.C.C. 1:5:10 For Bed concrete
10.96
10.06
1.43
0.76
0.46
0.96

SECTION ON - AB

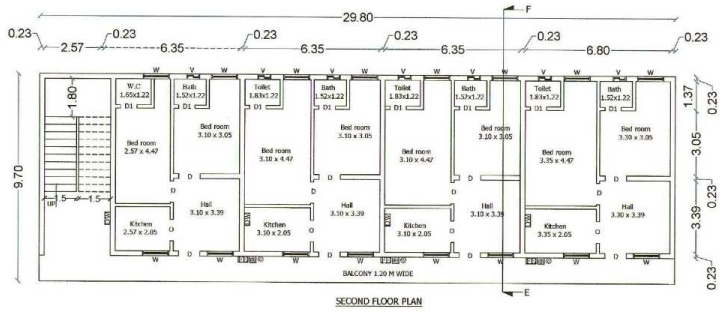
29.80
0.23
2.57
6.35
6.80
9.70
8.50
W.C
Bath
Toilet
Bed room
Hall
Kitchen
BALCONY 1.20 M WIDE
F
E

SECOND FLOOR PLAN

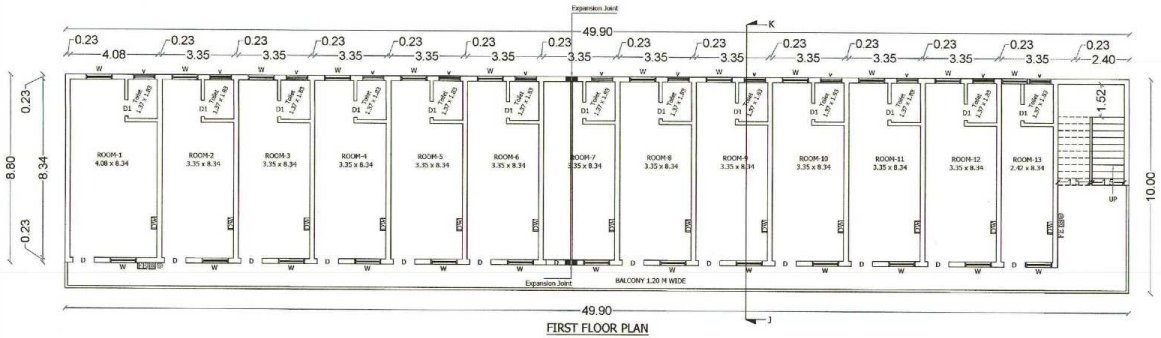
Expansion Joint
49.90
0.23
4.08
3.35
2.40
8.80
8.34
10.00
1.52
ROOM-1 4.08 x 8.34
BALCONY 1.20 M WIDE
K
J

FIRST FLOOR PLAN

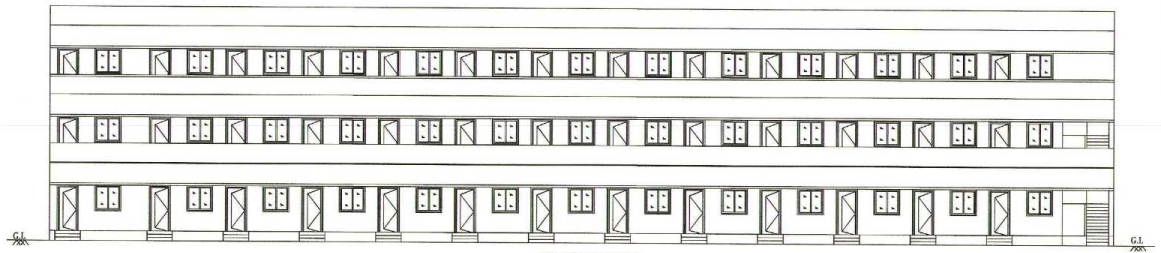

SOUTH SIDE ELEVATION

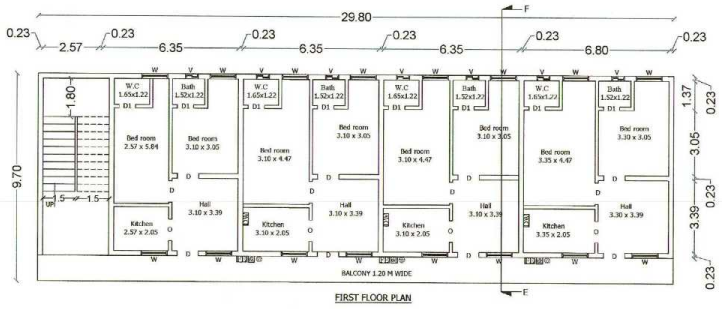
29.80
0.23
2.57
6.35
6.80
9.70
8.50
W.C
Bath
Bed room
Hall
Kitchen
BALCONY 1.20 M WIDE
F
E

FIRST FLOOR PLAN

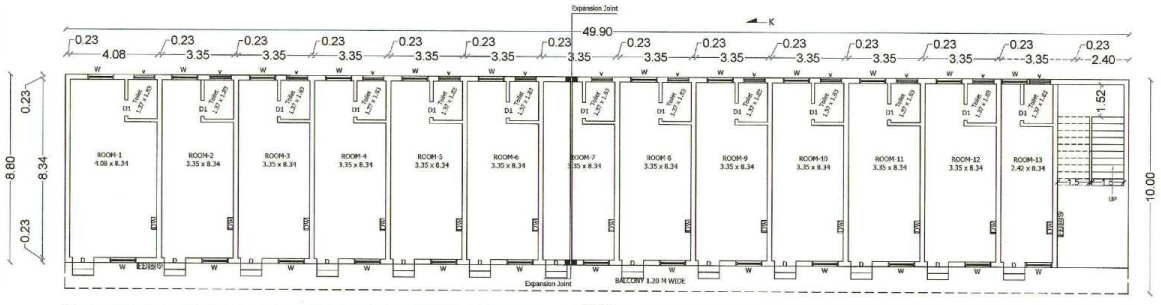
Expansion Joint
49.90
0.23
4.08
3.35
2.40
8.80
8.34
10.00
1.52
ROOM-1 4.08 x 8.34
BALCONY 1.20 M WIDE
K
J

BLOCK-G(STAFF QUATER-2)
GROUND FLOOR PLAN

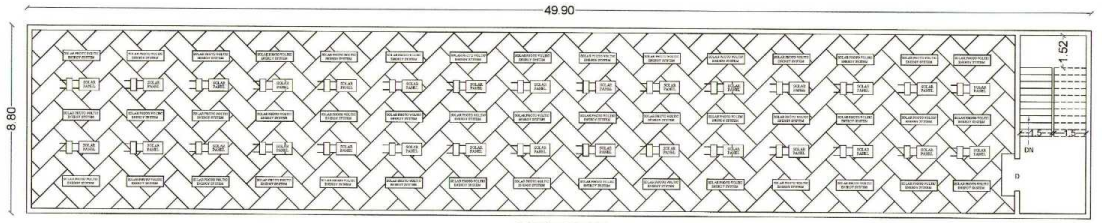
49.90
8.80
1.52

TERRACE FLOOR PLAN

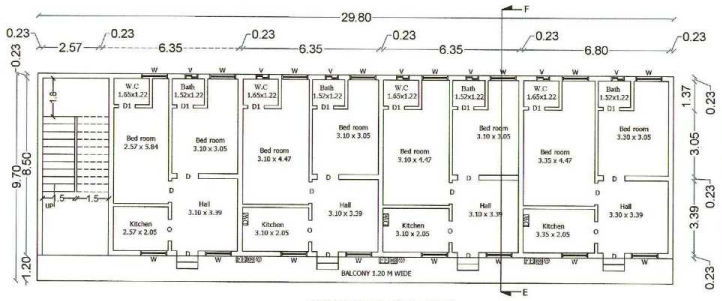
29.80
0.23
2.57
6.35
6.80
9.70
8.50
W.C
Bath
Bed room
Hall
Kitchen
BALCONY 1.20 M WIDE
F
E

BLOCK-I(STAFF QUATERS-1)
GROUND FLOOR PLAN

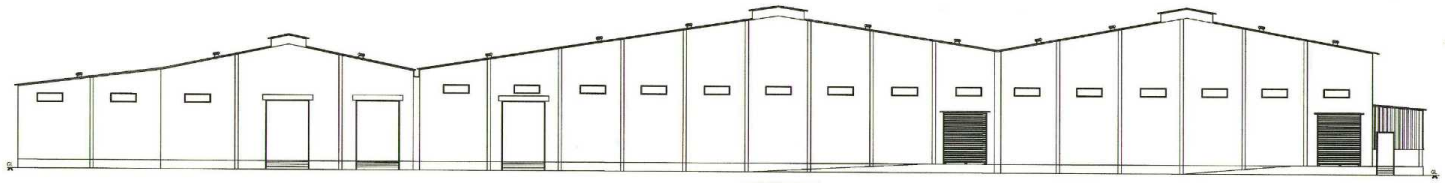

FRONT ELEVATION
(MACHINERYHALL-IV,V,VI,PACKING & KNITTING HALL)

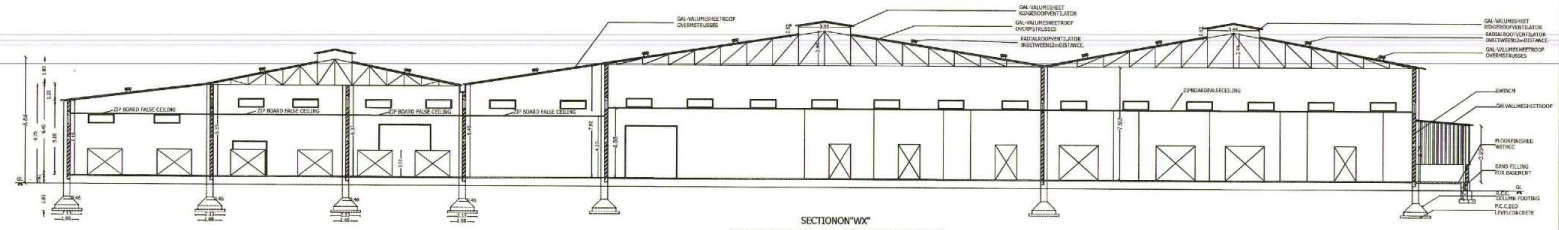

SECTIONON"WX"
(MACHINERYHALL-IV,V,VI,PACKING&KNITTINGHALL)

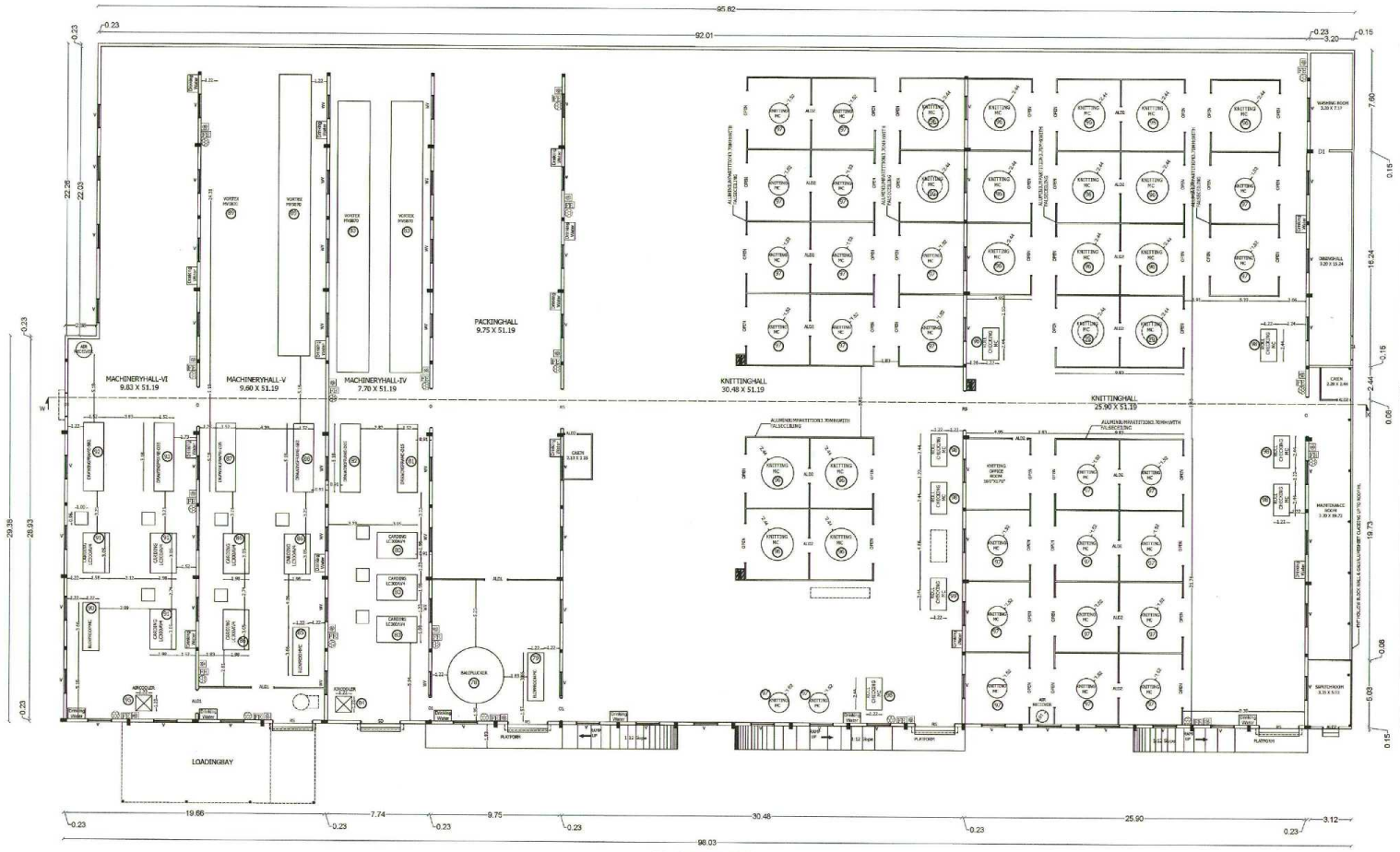
95.82
92.01
MACHINERYHALL-VI
MACHINERYHALL-V
MACHINERYHALL-IV
PACKINGHALL
9.75 X 51.19
KNITTINGHALL
KNITTINGHALL
LOADINGBAY
19.66
7.74
9.75
30.48
25.90
98.03

BLOCK-I(MACHINERY HALL-IV)
GROUND FLOOR PLAN

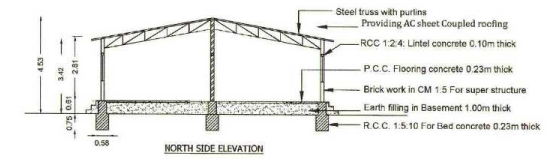
Steel truss with purlins
Providing AC sheet Coupled roofing
RCC 1:2:4: Lintel concrete 0.10m thick
P.C.C. Flooring concrete 0.23m thick
Brick work in CM 1:5 For super structure
Earth filling in Basement 1.00m thick
R.C.C. 1:5:10 For Bed concrete 0.23m thick

NORTH SIDE ELEVATION

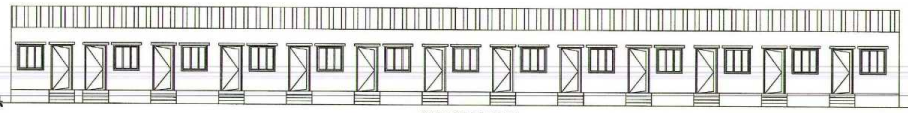

NORTH SIDE ELEVATION

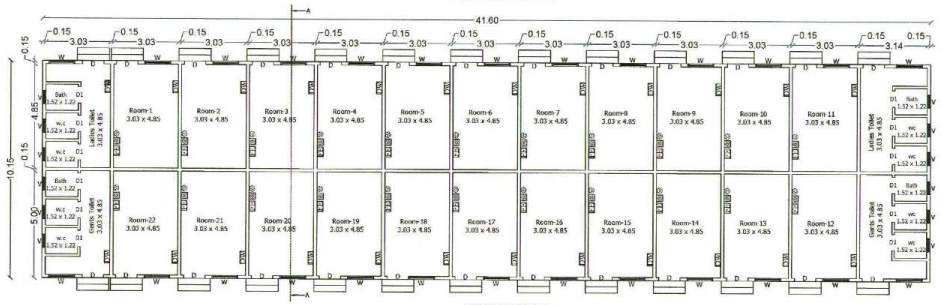
41.60
3.03
0.15
3.14

GROUND FLOOR PLAN
BLOCK-K (GENTS LABOUR SHED-3)

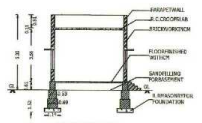

SECTION ON "TU"

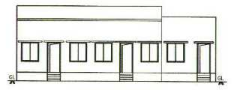

WEST SIDE ELEVATION

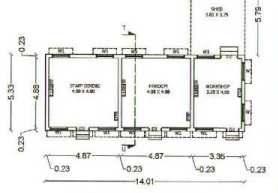

BLOCK-N (STAFF DINNING, HR ROOM)
GROUND FLOOR PLAN

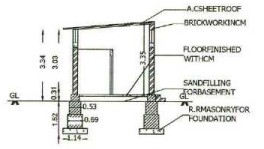
A.CSHEETROOF
BRICKWORKINCM
FLOORFINISHED WITHCM
SANDFILLING FORBASEMENT
R.R.MASONRYFOR FOUNDATION

SECTION ON "UV"
(TOILET BLOCK)

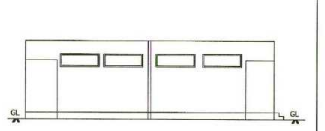

WEST SIDE ELEVATION

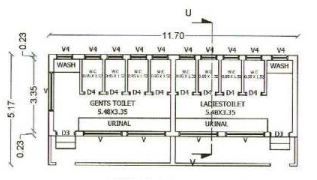
11.70
GENTS TOILET
LADIES TOILET
URINAL

BLOCK-O (TOILET BLOCK)
GROUND FLOOR PLAN

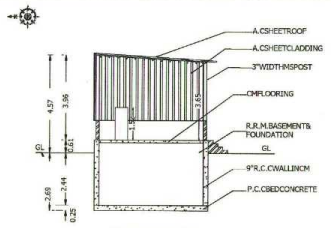
A.CSHEETROOF
A.CSHEETCLADDING
3"WIDTHMSPOST
CMFLOORING
R.R.M.BASEMENT& FOUNDATION
9"R.C.CWALLINCM
P.C.CBEDCONCRETE

SECTION ON "ST"

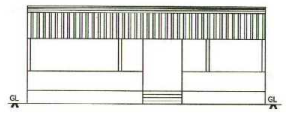

WEST SIDE ELEVATION

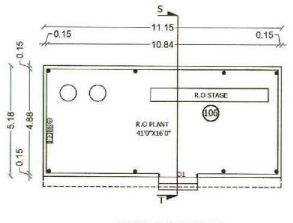
11.15
10.64
R.O STAGE
R.O PLANT

BLOCK-P (R.OPLANT)
GROUND FLOOR PLAN

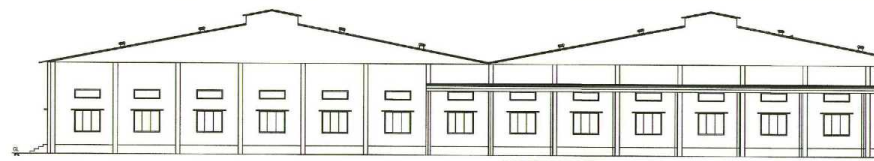

EAST SIDE ELEVATION

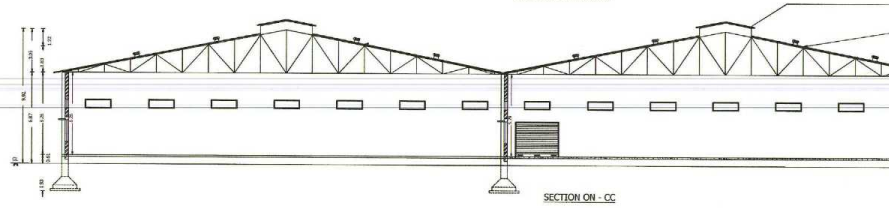

SECTION ON - CC

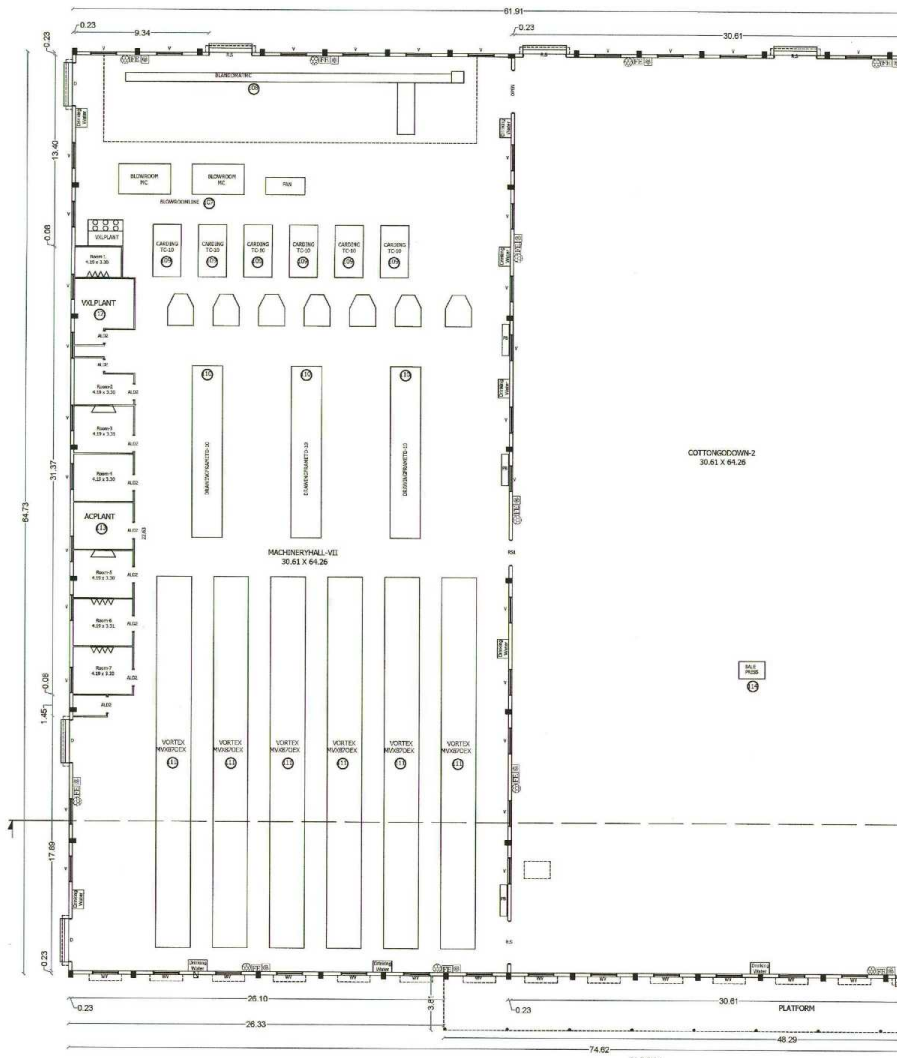
81.91
MACHINERYHALL-VII
30.81 X 64.26
COTTONGODOWN-2
30.81 X 64.26
VORTEX
PLATFORM
74.62

BLOCK-L
(MACHINERY HALL-VII,COTTON GODOWN-2)
GROUND FLOOR PLAN

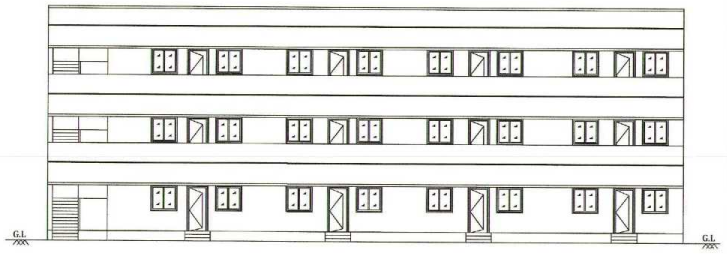

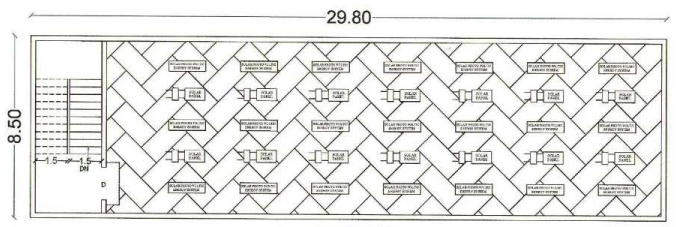

TERRACE FLOOR PLAN

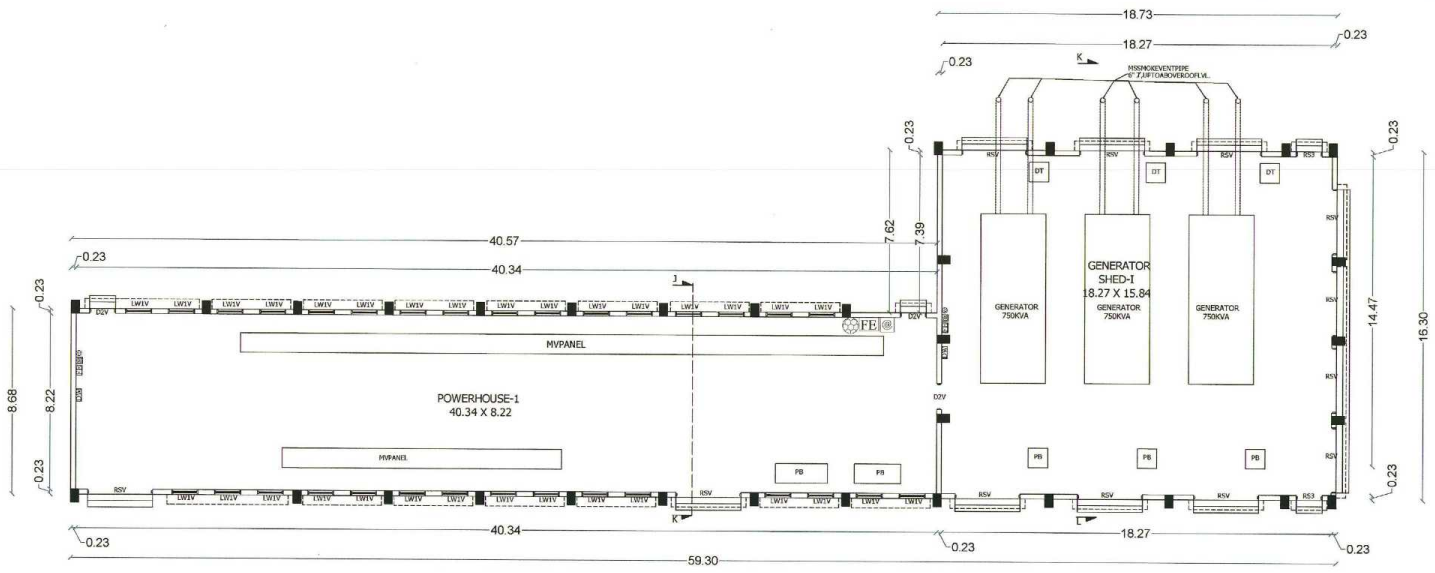
18.73
18.27
40.57
40.34
GENERATOR 750KVA
GENERATOR SHED-1 8.27 X 15.84
GENERATOR 750KVA
GENERATOR 750KVA
MVPANEL
POWERHOUSE-1
40.34 X 8.22
59.30
14.47
15.30

GROUND FLOOR PLAN
BLOCK-Q (POWER HOUSE-1 & GENERATOR SHED-1)

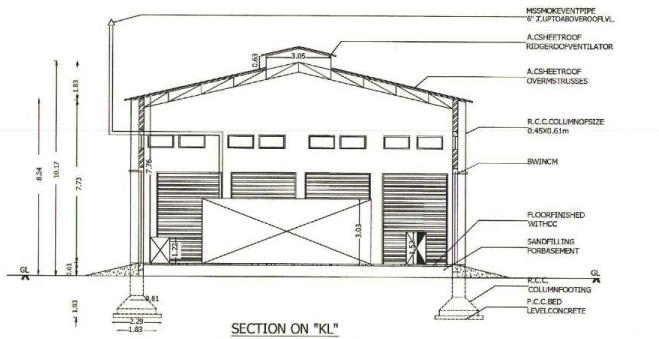
MSSMOKEVENTPIPE
A.CSHEETROOF
A.CSHEETROOF OVERMSTRUSSES
R.C.C.COLUMN
BWINCM
FLOORFINISHED WITHCC
SANDFILLING FORBASEMENT
R.C.C. COLUMNFOOTING
P.C.C.BED LEVELCONCRETE

SECTION ON "KL"
(GENERATOR SHED-1)

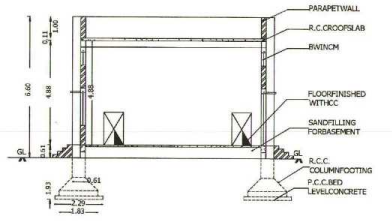
PARAPETWALL
R.C.CROOFSLAB
BWINCM
FLOORFINISHED WITHCC
SANDFILLING FORBASEMENT
R.C.C. COLUMNFOOTING
P.C.C.BED LEVELCONCRETE

SECTION ON "JK"(POWER HOUSE-1)

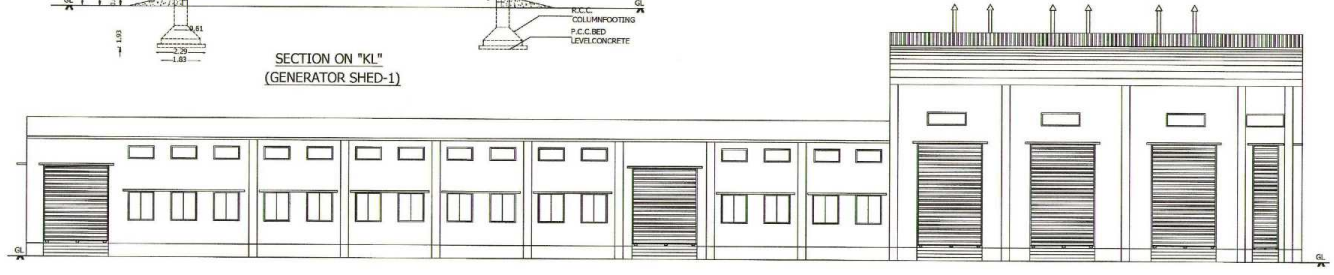

FRONT ELEVATION


COTTONGODOWN-2
12.48 X 20.75
12.72
12.48
0.23

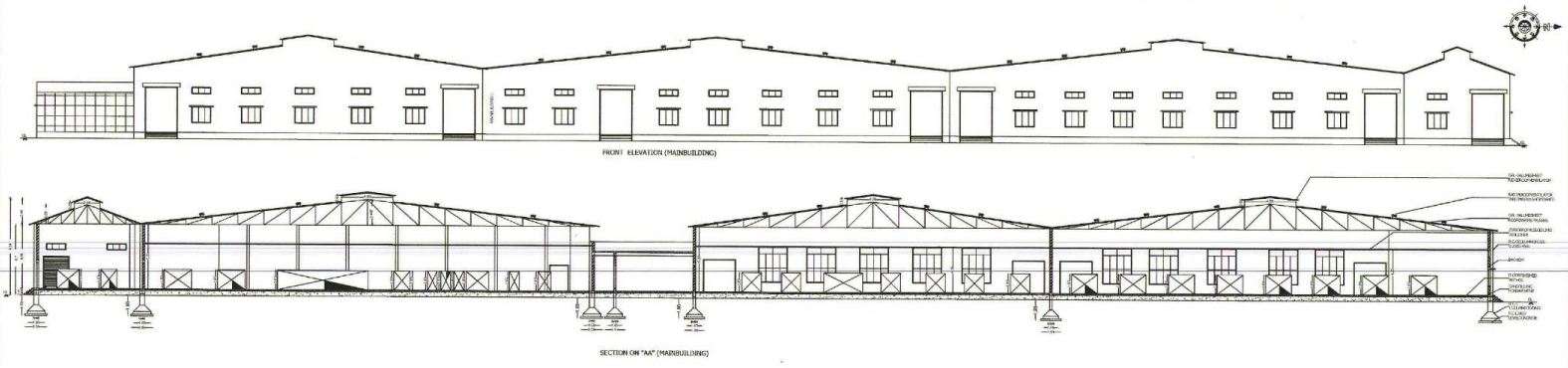
FRONT ELEVATION (MAIN BUILDING)
SECTION ON "AA" (MAIN BUILDING)

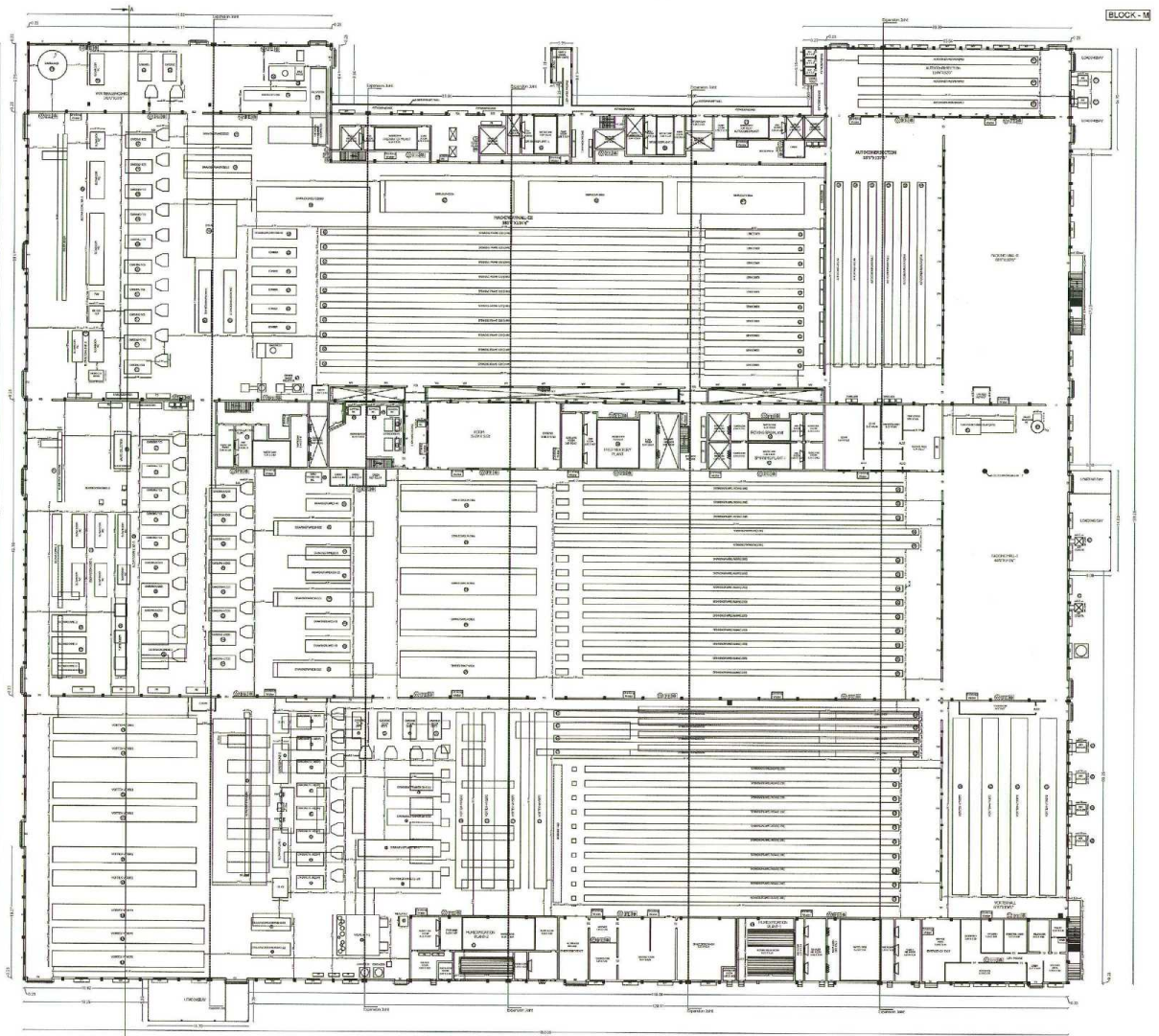

BLOCK-M (MAIN UNIT)
GROUND FLOOR PLAN

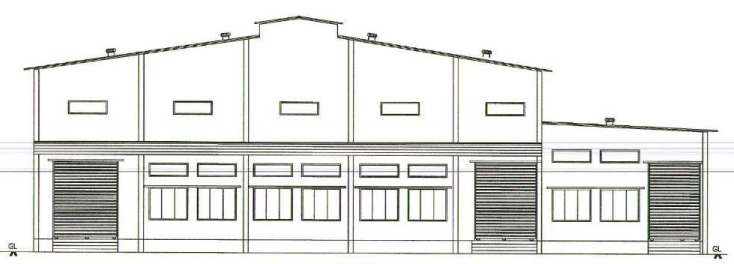

FRONT ELEVATION

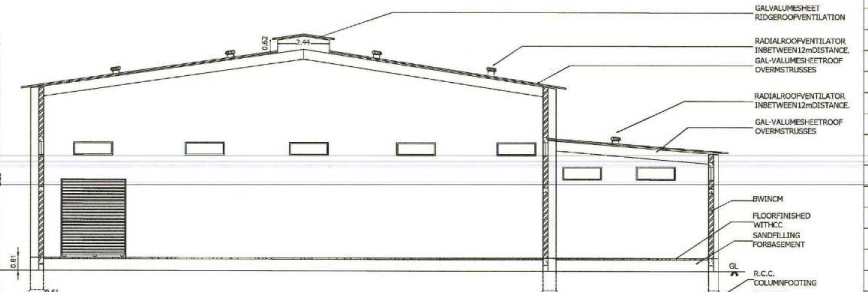
GALVALUMESHEET RIDGEROOFVENTILATION
RADIALROOFVENTILATOR INBETWEEN12mDISTANCE.
GAL-VALUMESHEETROOF OVERMSTRUSSES
BWMCM
FLOORFINISHED WITHCC
SANDFILLING FORBASEMENT
R.C.C. COLUMNFOOTING
P.C.C.BED LEVELCONCRETE

SECTION ON "NO"

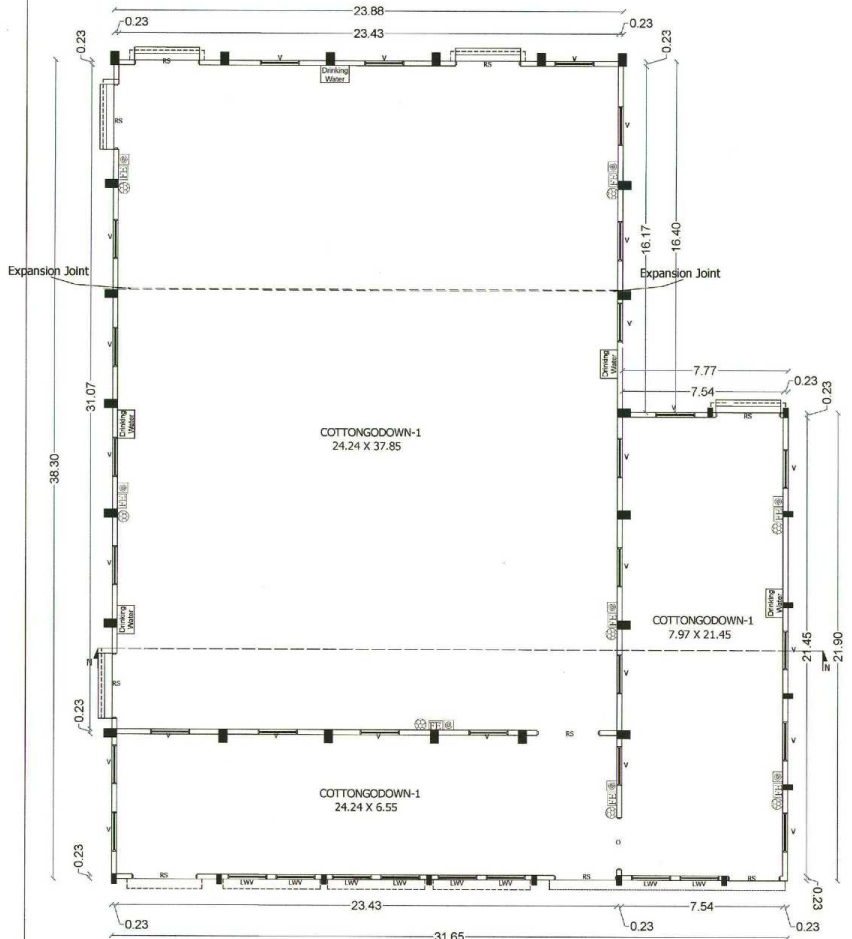
23.88
23.43
0.23
Expansion Joint
Expansion Joint
COTTONGODOWN-1
24.24 X 37.85
COTTONGODOWN-1
7.97 X 21.45
COTTONGODOWN-1
24.24 X 6.55
38.30
31.07
16.17
16.40
21.45
21.90
7.77
7.54
31.65

BLOCK-T(COTTONGODOWN-1)
GROUND FLOOR PLAN

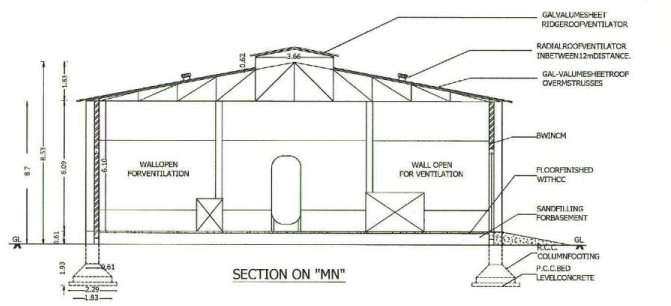
GALVALUMESHEET RIDGEROOFVENTILATOR
RADIALROOFVENTILATOR INBETWEEN12mDISTANCE.
GAL-VALUMESHEETROOF OVERMSTRUSSES
BWMCM
FLOORFINISHED WITHCC
SANDFILLING FORBASEMENT
R.C.C. COLUMNFOOTING
P.C.C.BED LEVELCONCRETE
WALLOPEN FORVENTILATION
WALL OPEN FOR VENTILATION

SECTION ON "MN"

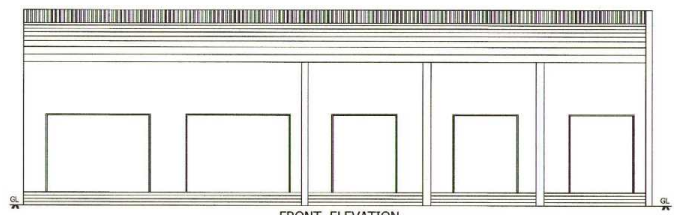

FRONT ELEVATION

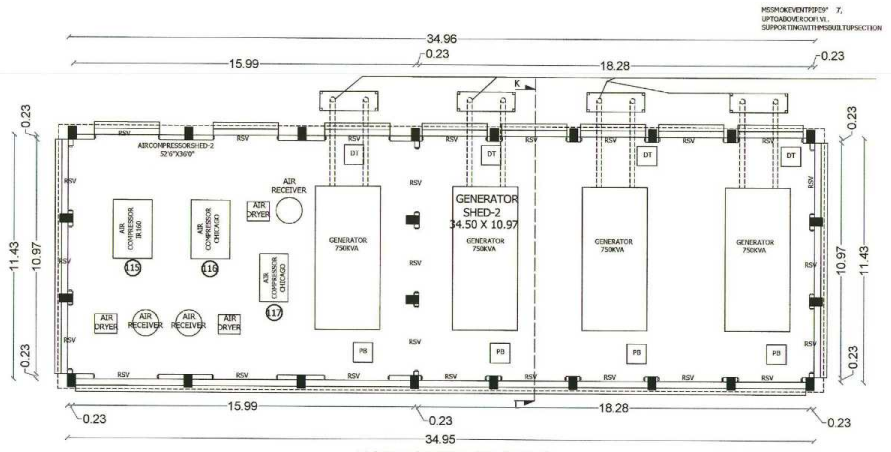
34.96
15.99
18.28
0.23
11.43
10.97
GENERATOR SHED-2
34.50 X 10.97
AIR RECEIVER
AIR DRYER
GENERATOR
34.95

BLOCK-R (GENERATOR SHED-2)

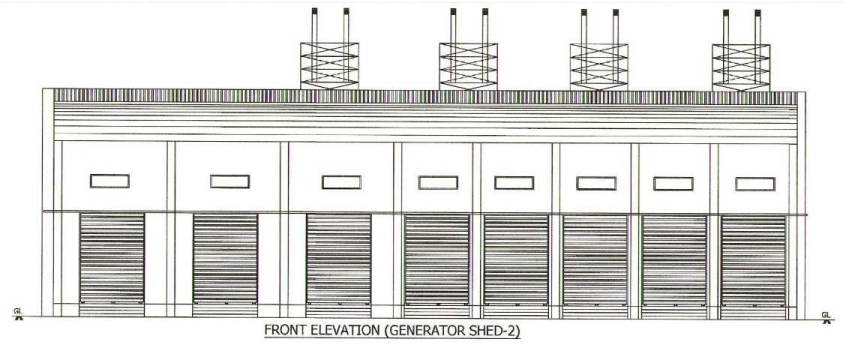

FRONT ELEVATION (GENERATOR SHED-2)

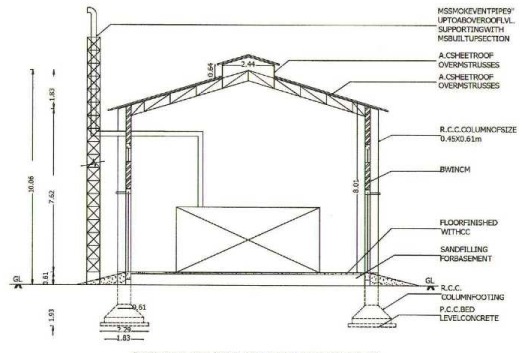
A.C.SHEETROOF OVERMSTRUSSES
R.C.C.COLUMNSIZE
BWMCM
FLOORFINISHED WITHCC
SANDFILLING FORBASEMENT
R.C.C. COLUMNFOOTING
P.C.C.BED LEVELCONCRETE

SECTION ON "KL" (GENERATOR SHED-2)

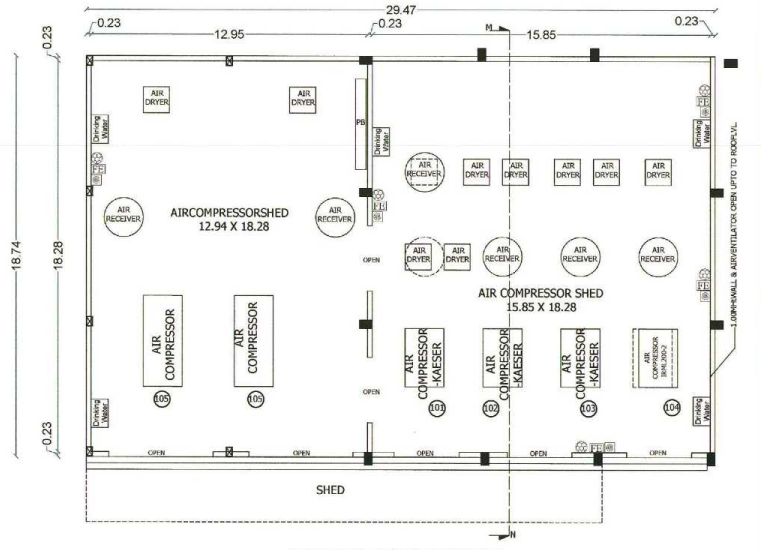
29.47
12.95
15.85
0.23
18.74
18.28
AIRCOMPRESSORSHED
12.94 X 18.28
AIR COMPRESSOR SHED
15.85 X 18.28
AIR COMPRESSOR
AIR COMPRESSOR KAESER
AIR RECEIVER
AIR DRYER
Drinking Water
SHED
1.00MHWALL & AIRVENTILATOR OPEN UPTO TO ROOFLVL

BLOCK-S(AIR COMPRESSOR SHED)
GROUND FLOOR PLAN

MACHINERY DETAILS

Name	Numbers	EACH MCHP	Total
Blow room	2	33.67	67.34
Blandom ATMC	1	14.61	14.61
VXL PLANT - 1	1	76.63	76.63
VXL PLANT - 2	1	20.10	20.10
Carding TC-10(1DF)	12	21.90	262.80
Drawing Framer SBD-22	3	26.73	80.19
Drawing Framed- 45	1	12.56	12.56
Drawing Framed	1	12.46	12.46
Drawing Frametd10	1	15.70	15.70
Spinning Framel R60A X (1200)	10	112.87	1128.70
Spinning Framel R9SXL	4	113.13	452.52
Linkconer	4	13.55	54.20
Vortex VTX861	6	43.39	260.34
Vortex VTX870	3	54.04	162.12
Vortex VTX870	4	53.06	212.24
Vortex MVS870	1	42.82	42.82
Vortex MVS870	3	42.82	128.46
Humidification Plan - 1	1	270.33	270.33
Humidification Plan - 2	1	125.12	125.12
Air Cooler	4	1.47	5.88
Blow Room MC - 1	1	24.15	24.15
Blow Room MC - 2	3	19.56	58.68
Blow Room MC - 3	1	89.79	89.79
Blandomatmc	1	11.75	11.75
Tuftblender	1	27.47	27.47
Cardinglc333	11	22.57	248.27
Cardinglc5	5	19.29	96.45
Drawing framed-40	1	12.56	12.56
Drawing frameldf-3	1	8.71	8.71
Drawingframesb-D22	3	16.75	50.25
Drawing framesb-2	1	17.69	17.69
Drawing framersbd-22	1	26.73	26.73
Drawing framed-50	2	15.00	30.00
Simple xsmxlf4200A	5	58.55	292.75
Spinning framelr60AX(1200)	12	112.87	1354.44
Spinning framelr9(1296)	2	126.40	252.80
Waste collection plant	1	166.74	166.74
Preparatoryplant	1	134.54	134.54
Roving spg	1	197.80	197.80
Spgwdg	1	187.25	187.25
Waste collection	1	14.74	14.74
Ycp	1	89.78	89.78
Pallet wrapingmc	1	2.00	2.00
Buffing mc	3	3.98	11.94
Uvtreatedmc	2	1.00	2.00
Wire mounting mc	1	0.25	0.25
Air cooler	2	2.00	4.00
Blow room MC - 1	1	77.33	77.33
Blow room MC - 2	1	26.52	26.52
Blow room MC - 3	1	12.36	12.36
Cardingtc5	10	19.29	192.90
Carding	2	26.30	52.60
Drawing FramerSBD22	2	17.34	34.68
Drawing FramerSBD22	1	26.73	26.73
Drawing FramerSBD15	1	12.40	12.40
Drawing Frametd40	1	12.56	12.56
Simplex lf4200A	3	58.55	175.65
Simplex smxlfs1660	1	30.84	30.84
Unilap	1	14.75	14.75
Comber	5	6.37	31.85
Spinning frameg32(1440)	1	145.42	145.42
Spinning frameg32(1440)	9	130.00	1170.00
Link coner	10	25.87	258.70
Autoconer-Polar	2	44.03	88.06
Autoconer-Murata21c	2	44.57	89.14
Autoconer-Murataqpro	5	43.65	218.25
Comber waste collection	1	24.12	24.12
Prep Plant	1	44.22	44.22
SPG-1Plant	1	115.24	115.24
SPG-2 Plant	1	115.24	115.24
Auto coner plant	1	85.76	85.76
Vxlsystem	1	104.55	104.55
Waste cotton mc	1	15.95	15.95
Balepluker	1	6.03	6.03
Bale press-1	1	23.05	23.05
Bale press-2	1	11.52	11.52
Air cooler	2	1.47	2.94
Balepluker	1	5.25	5.25
Blowroom MC	1	22.71	22.71
CardingLC300AV4	3	22.00	66.00
Drawingfrmed-15	1	12.40	12.40
Drawingframed-35	1	17.25	17.25
Vortecmsv870	2	44.33	88.66
Aircooler	1	2.00	2.00
BlowroomMC	1	7.00	7.00
CardingLC300AV4	3	22.00	66.00
Drawingframed-35	1	12.56	12.56
DrawingframeSB2	1	17.25	17.25
Vortex	2	44.33	88.66
BlowroomMC	1	7.00	7.00
CardingLC300AV4	3	22.00	66.00
DrawingframeSB2	1	17.25	17.25
Drawingframed-35	1	12.56	12.56
Vortex	2	44.33	88.66
Aircooler	1	2.00	2.00
KnittingMC	24	7.50	180.00
KnittingMC	26	5.50	143.00
Roll Cheking MC	8	0.50	4.00
Aircompressor	1	103.21	103.21
Aircooler	3	2.00	6.00
TOTAL HP			11073.43

SITE AND DETAILED PLAN SHOWING THE EXISTING CONSTRUCTION OF R.C.C.ROOF OF BLOCK-A, BLOCK-D, BLOCK-N HAVING GROUND FLOOR AND BLOCK-E, BLOCK-F HAVING GROUND FLOOR, FIRST FLOOR AND BLOCK-G, BLOCK-I HAVING GROUND FLOOR, FIRST FLOOR, SECOND FLOOR AND A.C.SHEET ROOF OF BLOCK-B, BLOCK-C, BLOCK-K, BLOCK-O, BLOCK-P, BLOCK-R HAVING GROUND FLOOR AND R.C.C.ROOF AND A.C.SHEET ROOF OF BLOCK-Q HAVING GROUND FLOOR AND GALVALUME SHEET ROOF OF BLOCK-H, BLOCK-J, BLOCK-L, BLOCK-S, BLOCK-T HAVING GROUND FLOOR AND RCC ROOF AND GALVALUME SHEET ROOF OF BLOCK-M HAVING GROUND FLOOR IN COTTON SPINNING AND WEAVING MANUFACTURING (ORANGE CATEGORY) WITH 11073.43 HP IN SF.NO.44/2A, 45/1C1B, 45/1C2, 45/1C1A, 45/1D1, 45/1D2, 45/1D3, 45/2B1, 52/1B, 52/2, 52/4, 57/1, 57/2A2, 57/2B & 57/3 AT AANANGUR ROAD, NETTAVELAMPALAYAM, AANANGUR VILLAGE & PANCHAYAT, KOMARAPALAYAM TALUK, NAMAKKAL DISTRICT.

SCALE - 1 : 800
All Dimensions Are in Meter

ONLINE APPLICATION NO. : SWP/BPA/009625/2023

NAME OF THE APPLICANT :
Pallava Textiles Private Limited
By Its Director, M.Ravichandran.

AREA DETAILS :
As Per Patta - 85550.00 Sq.m
As Per Document - 85439.26 Sq.m
As Per Super Imposed Site Area - 84424.85 Sq.m

AREA DETAILS :

S.No	Description	FSI Area	Non FSI Area	Total Built up Area
PROPOSED BUILIDNG				
BLOCK-A (SECURITY ROOM)				
1	GROUND FLOOR	12.23	-	12.23
BLOCK-B (TOILET)				
2	GROUND FLOOR	9.08		9.08
BLOCK-C (DRIVERS ROOM)				
3	GROUND FLOOR	55.12	-	55.12
BLOCK-D (FIRE HYDRANT CONTROL ROOM)				
4	GROUND FLOOR	14.43	-	14.43
BLOCK-E (GUEST HOUSE BLOCK)				
5	GROUND FLOOR	147.51	-	147.51
6	FIRST FLOOR	73.16	-	73.16
BLOCK-F (MANAGER QUATERS BLOCK)				
7	GROUND FLOOR	341.73	-	341.73
8	FIRST FLOOR	341.73	-	341.73
BLOCK-G (GIRLS STAFF QUATERS BLOCK-II)				
9	GROUND FLOOR	439.12	-	439.12
10	FIRST FLOOR	439.12	-	439.12
11	SECOND FLOOR	439.12	-	439.12
BLOCK-H (GENERAL STORE BLOCK)				
12	GROUND FLOOR	626.42	-	626.42
BLOCK-I (STAFF QUATERS BLOCK-I)				
13	GROUND FLOOR	253.30	-	253.30
14	FIRST FLOOR	253.30	-	253.30
15	SECOND FLOOR	253.30	-	253.30
BLOCK-J (KNITTING HALL BLOCK)				
16	GROUND FLOOR	5018.99	-	5018.99
BLOCK-K (LABOURS SHED BLOCK-II,III)				
17	GROUND FLOOR	422.24	-	422.24
BLOCK-L (COTTON GODOWN BLOCK-II, MACHINERYHALL BLOCK-VII)				
18	GROUND FLOOR	4460.33	-	4460.33
BLOCK-M (MAIN UNIT)				
19	GROUND FLOOR	20379.10	-	20379.10
BLOCK-N (HR BLOCK)				
20	GROUND FLOOR	74.76	-	74.76
BLOCK-O (TOILET BLOCK)				
21	GROUND FLOOR	60.49	-	60.49
BLOCK-P (RO PLANT BLOCK)				
22	GROUND FLOOR	57.77	-	67.77
BLOCK-Q (POWER HOUSE BLOCK-I,GENERATOR SHED BLOCK-I)				
23	GROUND FLOOR	657.46	-	657.46
BLOCK-R (AIRCOMPRESSOR SHED BLOCK-I,GENERATOR SHED BLOCK-II)				
24	GROUND FLOOR	399.45	-	399.45
BLOCK-S (AIRCOMPRESSOR SHED BLOCK)				
25	GROUND FLOOR	552.18	-	552.18
BLOCK-T (COTTON GODOWN BLOCK)				
26	GROUND FLOOR	1084.93	-	1084.93
TOTAL :		36866.37	-	36866.37

$$\text{FLOOR SPACE INDEX} = \frac{\text{FSI AREA}}{\text{SITE AREA}} = \frac{36866.37}{84424.85} = 0.436 < 1.5$$

JOINERY DETAILS

1	Rolling Shutter - RS	3.05 X 3.66
2	Rolling Shutter - RS1	2.45 X 3.66
3	Rolling Shutter - RS3	3.05 X 3.66
4	Rolling Shutter - RS3	1.22 X 3.66
5	Emergency Door - ED	3.05 X 3.05
6	Sliding Door - SD	3.65 X 3.66
7	Sliding Door - SD1	2.45 X 3.05
8	Door - D1	1.83 X 2.44
9	Door - D2	1.22 X 2.45
10	Door - D3	1.00 X 2.13
11	Door - D4	0.76 X 2.13
12	Door - D2V	1.22 X 3.66
13	Aluminiam Door - ALD2	1.22 X 2.13
14	Airtight Door - ATD	0.76 X 2.13
15	Open - O	2.44 X 3.05
16	Opening - O	3.05 X 3.05
17	Opening - O1	3.05 X 2.13
18	Window - W	1.83 X 1.52
19	Window - W1	1.22 X 1.52
20	Ventilator - V	1.83 X 0.61
21	Ventilator - V1	1.00 X 0.61
22	Ventilator - V2	0.76 X 0.61
23	Ventilator - V3	0.61 X 0.61
24	Ventilator - V4	0.61 X 1.00

Parking Area Description	Area	Required	Provided
1 Car space for every 100 Sq.m of office floor area	2539.87/100	26	26(Including 3 PH)
1 two wheeler space for every 50 Sq.m of workshop floor area	34326.50/50	687	708
1 Cycle space for every 50 Sq.m of workshop floor area	34326.50/50	687	688
1 Lorry space for every 500 Sq.m of workshop floor area	34326.50/500	70	70

HEIGHT OF THE BUILDING : 10.06M

REFERENCE:
- FIRE ALARM SYSTEM
- HOSE REEL
- FE FIRE FIGHTING EQUIPMENT
- DW DRINKING WATER

COLOR INDEX:

Site Boundary	▭
Existing Road	🟨
OSR	🟩
Drive Way	🟥
Building Boundary	▭

TOTAL H.P	11073.43
LADIES	100 No's
GENTS	150 No's
NO OF WORKERS	250 No's

Er.C.PALANISAMY, B.E.,
Registered Engineer - 001/RE-II
Registered Structural Engineer - 016/RSE-II
Licensed Building Surveyor - 032/26/2016-17
Consulting Civil Engineer
RG Builders, No:56/1, Swapna Towers (Third Floor),
Stanes Road 4th Street, Avinashi Main Road,
Tirupur - 641 602. Cell No : 98940 42540
E.mail : cpsamy.rgbuilders@gmail.com

REGISTERED STRUCTURAL ENGINEER

Er.C.PALANISAMY, B.E.,
Registered Engineer - 001/RE-II
Registered Structural Engineer - 016/RSE-II
Licensed Building Surveyor - 032/26/2016-17
Consulting Civil Engineer
RG Builders, No:56/1, Swapna Towers (Third Floor),
Stanes Road 4th Street, Avinashi Main Road,
Tirupur - 641 602. Cell No : 98940 42540
E.mail : cpsamy.rgbuilders@gmail.com

REGISTERED ENGINEER

For Pallava Textiles (P) Limited
Director.

APPLICANT