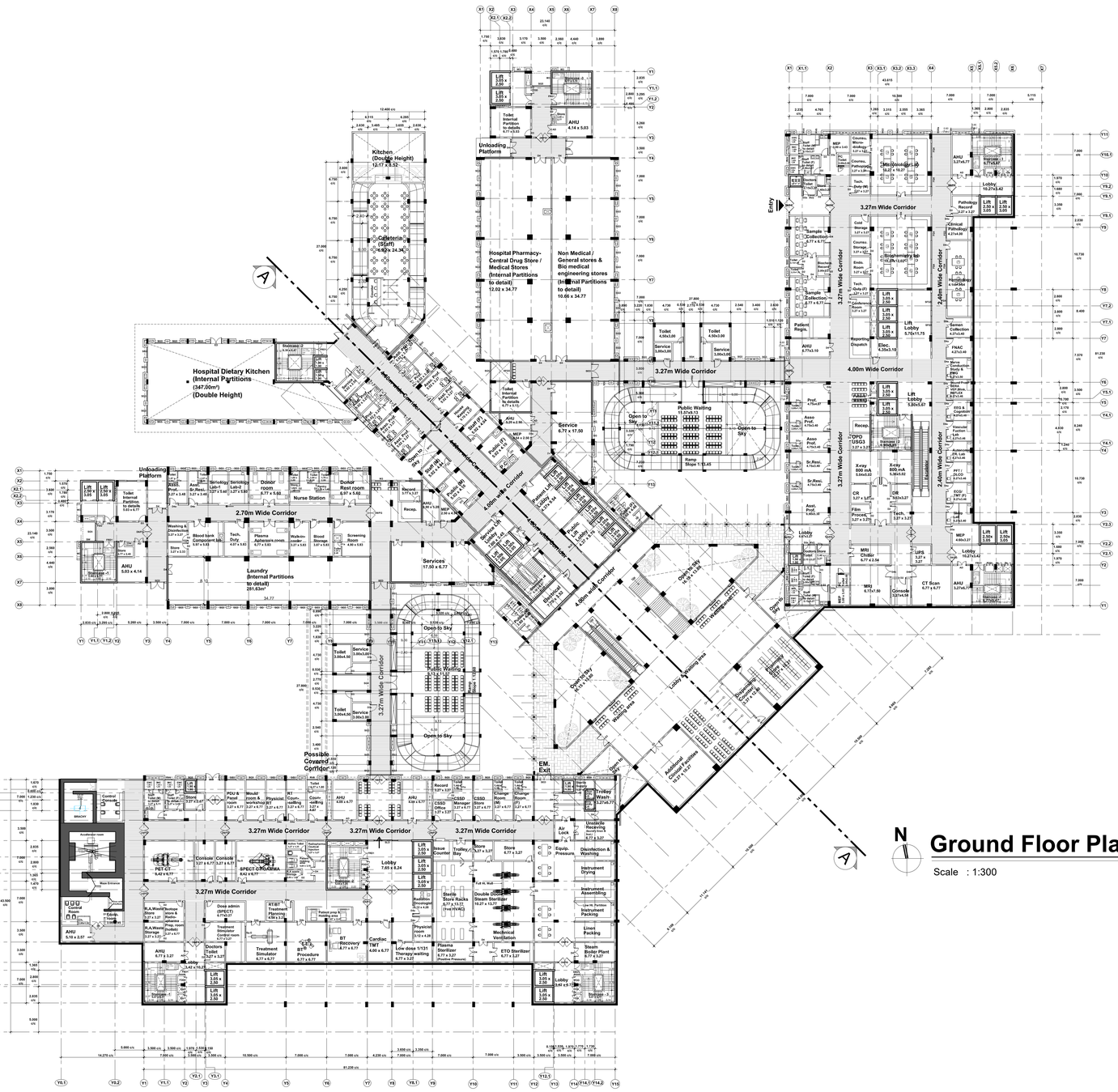

Sheet Number	**: 1 of 14**
Building Name	**: Proposed Hospital Building -IPD(GF+11 Floors) -OPD(GF+5 Floors) -Emergency & Trauma(GF+5 Floors) -Administravtive(GF+3 Floors)**
Block Number	**: 01 of 42**
Title	**: Ground Floor Plan**

PLAN SHOWING THE PROPOSED HOSPITAL BUILDING AT AIIMS MADURAI ., S.NO: 12/1, 12/2, 22/4, 23/2B, 23/3, 23/4B, 23/5, 23/6B,23/7B, 23/8, 23/9,24, 25/1, 25/2, 25/3, 26/2, 30, 31/1,32/1,33/1,34/1, 35, 36, 37/1, 38/1, 39, 40, 41, 42/1, 42/2, 43/1, 44/1,44/2, 45/1, 45/2, 46/1, 46/2, 47/1, 47/2, 47/3, 48/1, 48/2, 48/3,49/1, 49/2, 49/3, 50/1, 50/2, 50/3 53/1, K.PUDUPATTI VILLAGE, THIRUPPARANKUNDRAM TALUK, MADURAI DISTRICT, TAMIL NADU FOR SETTING UP OF ALL INDIA INSTITUTE OF MEDICAL SCIENCES (AIIMS), MADURAI. (SUPPORTED BY JICA) Loan No. - ID- P291 UNDER PMSSY DIVISION, MINISTRY OF HEALTH & FAMILY WELFARE GOVERNMENT OF INDIA.

NOTE : ALL DIMENSIONS AREA IN METRE

SPECIFICATION :

FOUNDATION	:	RCC 1:11/2:3 M25 Concrete Column footing Laid Over sand filling and PCC 1:4:8.
RCC WORK	:	All Columns, Beams, Roof Slab, Lintel.& Sunshade are in CC 1:11/2:3(M-25)
BRICKWORK	:	B.W in Basement & Superstructure are in CM 1:5.
JOINERY	:	Joineries are made with Steel (or) first class teak wood.
WEATHERING COURSE	:	9" x 9" Pressed Tiles laid over the Brick Jelly with Lime mortor and sloped with water proofing compound.
PLASTERING	:	Ceiling plastering with CM 1:3Inside & Outside walls are plastering with CM 1:4.
PAINTING	:	White washing with two coats over the one coat of primer for Ceiling.Colour washing with two coats over one coat of primer for all Walls.

SCHEDULE OF JOINERIES

Da	0.60 x 2.00	Door (Duct)
Db	1.00 x 2.00	Door (Duct)
D1	0.80 x 2.10	Single Door (inside Toilet)
D1a	0.80 x 2.10	Single Door (Attached Toilet)
D2	1.00 x 2.40	Single Door
D2a	1.00 x 2.40	Single Door (Toilet)
SD	1.05 x 2.40	Sliding Door (P.C toilet)
D3	1.20 x 2.40	Single Door (Toilet main door)
D3a	1.20 x 2.40	Single Door (MEP)
FDD	1.20 x 2.40	Fire Duct (Double door)
FRD	1.20 x 2.40	Fire Rated (Electrical)
AD	1.50 x 2.40	Acoustic door
D4	1.50 x 2.40	Double Door
D4a	1.50 x 2.40	Double Door (1/3 door)
D4b	1.50 x 2.40	Lead lined door
ED	2.00 x 2.40	Double Door (Entrance Double Swing)
FRD1	2.00 x 2.40	Fire Rated (Double Door)
D5	2.00 x 2.40	Double Door (Double Swing)
D6/FG	2.40 x 2.40 (FG-2.40xVaries)	Double Leaf steel door (Double Swing) with Vision Panel and door above fixed glazing up to falseceiling height
SED	2.40 x 2.40	Double Door (Exit)
FRD2	2.40 x 2.40	Fire Rated (Double Door - Ramp)
SLD	4.00 x 2.40	Sliding door
SW3	1.80 x 1.50	Window
W3	1.80 x 1.50	Window
Sp.G	2.00 x 1.50	Lead Lined Glass
FG3	1.80 x 1.20	Fixed Glazing
FG4	2.40 x 1.20	Fixed Glazing
SFG5	3.00 x Varies	Fixed Glazing (Open To Sky)
SFG6	4.00 x Varies	Fixed Glazing (Open To Sky)
SG1	1.00 x Varies	Structural Glazing (Facade)
SG3	1.80 x Varies	Structural Glazing (Facade)
SG4	2.40 x Varies	Structural Glazing (Facade)
SG5	3.00 x Varies	Structural Glazing (Facade)
SG6	4.00 x Varies	Structural Glazing (Facade)
V1	0.60 x 0.90	Ventilator
RV1	0.60 x 0.90	Roof Level Ventilator
RV2	0.75 x 0.90	Roof Level Ventilator
RV4	1.20 x 0.90	Roof Level Ventilator
RV5	1.50 x 0.90	Roof Level Ventilator
RV6	1.80 x 0.90	Roof Level Ventilator
SV5	3.00 x 0.60	Ventilator (Top-Hung Ventilator)

COLOUR INDEX : REFERENCE :

PROPOSED
BOUNDARY
ROAD
DRIVEWAY

N

DRAWING TITLE :

Ground Floor Plan

APPLICANT :

लेफ्टिनेंट कर्नल अलोक देवरानी
Lt. Col Alok Devrani
अधीक्षण अभियंता / Superintending Engineer
अखिल भारतीय आयुर्विज्ञान संस्थान, मदुरै
All India Institute of Medical Sciences, Madurai
स्वास्थ्य और परिवार कल्याण मंत्रालय, भारत सरकार
Ministry of Health and Family Welfare, Govt of India

All India Institute of Medical Sciences (AIIMS) Madurai, Tamil Nadu
Under PMSSY Division, Ministry of Health & Family Welfare, Government of India

ARCHITECT / REGISTERED ENGINEER :

D. MUKESH
Registered Architect,
Council of Architecture,
(CA/90/12779)
Registered Architect Grade-I, DTCP,
Registration No: 05/RA-I/2019
Salem - 636 004.

REGISTERED STRUCTURAL ENGINEER :

P. SIVAGAMI, M.E(Struct).,
Structural Engineer
Mukesh & Associates
Consultants & Engineers
Division - 2,
Narasothipatty, Salem - 636 004.
Reg. No: DTCP/SALEM/RSE-1/005/2020

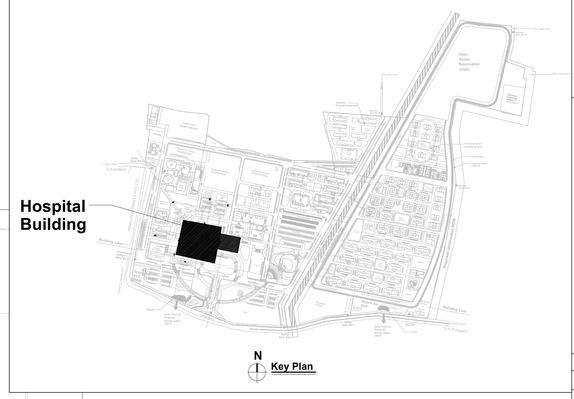

Sheet Number : 2 of 14
Building Name : Proposed Hospital Building
-IPD(GF+11 Floors)
-OPD(GF+5 Floors)
-Emergency & Trauma(GF+5 Floors)
-Administravtive(GF+3 Floors)
Block Number : 01 of 42
Title : First Floor Plan

PLAN SHOWING THE PROPOSED HOSPITAL BUILDING AT AIIMS MADURAI .,

S.NO: 12/1, 12/2, 22/4, 23/2B, 23/3, 23/4B, 23/5, 23/6B,23/7B, 23/8, 23/9,24, 25/1, 25/2, 25/3, 26/2, 30, 31/1,32/1,33/1,34/1, 35, 36, 37/1, 38/1, 39, 40, 41, 42/1, 42/2, 43/1, 44/1,44/2, 45/1, 45/2, 46/1, 46/2, 47/1, 47/2, 47/3, 48/1, 48/2, 48/3,49/1, 49/2, 49/3, 50/1, 50/2, 50/3 53/1, K.PUDUPATTI VILLAGE, THIRUPPARANKUNDRAM TALUK, MADURAI DISTRICT, TAMIL NADU FOR SETTING UP OF ALL INDIA INSTITUTE OF MEDICAL SCIENCES (AIIMS), MADURAI. (SUPPORTED BY JICA) Loan No. - ID- P291 UNDER PMSSY DIVISION, MINISTRY OF HEALTH & FAMILY WELFARE GOVERNMENT OF INDIA.

NOTE : ALL DIMENSIONS AREA IN METRE

SPECIFICATION :

FOUNDATION	:	RCC 1:11/2:3 M25 Concrete Column footing Laid Over sand filling and PCC 1:4:8.
RCC WORK	:	All Columns, Beams, Roof Slab, Lintel.& Sunshade are in CC 1:11/2:3(M-25).
BRICKWORK	:	B.W in Basement & Superstructure are in CM 1:5.
JOINERY	:	Joineries are made with Steel (or) first class teak wood.
WEATHERING COURSE	:	9" x 9" Pressed Tiles laid over the Brick Jelly with Lime mortor and sloped with water proofing compound.
PLASTERING	:	Ceiling plastering with CM 1:3Inside & Outside walls are plastering with CM 1:4.
PAINTING	:	White washing with two coats over the one coat of primer for Ceiling.Colour washing with two coats over one coat of primer for all Walls.

SCHEDULE OF JOINERIES

Da	0.60 x 2.00	Door (Duct)
Db	1.00 x 2.00	Door (Duct)
D1	0.80 x 2.10	Single Door (inside Toilet)
D1a	0.80 x 2.10	Single Door (Attached Toilet)
D2	1.00 x 2.40	Single Door
D2a	1.00 x 2.40	Single Door (Toilet)
SD	1.05 x 2.40	Sliding Door (P.C toilet)
D3	1.20 x 2.40	Single Door (Toilet main door)
D3a	1.20 x 2.40	Single Door (MEP)
FDD	1.20 x 2.40	Fire Duct (Double door)
FRD	1.20 x 2.40	Fire Rated (Electrical)
AD	1.50 x 2.40	Acoustic door
D4	1.50 x 2.40	Double Door
D4a	1.50 x 2.40	Double Door (1/3 door)
D4b	1.50 x 2.40	Lead lined door
ED	2.00 x 2.40	Double Door (Entrance Double Swing)
FRD1	2.00 x 2.40	Fire Rated (Double Door)
D5	2.00 x 2.40	Double Door (Double Swing)
D6/FG	2.40 x 2.40 (FG-2.40xVaries)	Double Leaf steel door (Double Swing) with Vision Panel and door above fixed glazing up to falseceiling height
SED	2.40 x 2.40	Double Door (Exit)
FRD2	2.40 x 2.40	Fire Rated (Double Door - Ramp)
SLD	4.00 x 2.40	Sliding door
SW3	1.80 x 1.50	Window
W3	1.80 x 1.50	Window
Sp.G	2.00 x 1.50	Lead Lined Glass
FG3	1.80 x 1.20	Fixed Glazing
FG4	2.40 x 1.20	Fixed Glazing
SFG5	3.00 x Varies	Fixed Glazing (Open To Sky)
SFG6	4.00 x Varies	Fixed Glazing (Open To Sky)
SG1	1.00 x Varies	Structural Glazing (Facade)
SG3	1.80 x Varies	Structural Glazing (Facade)
SG4	2.40 x Varies	Structural Glazing (Facade)
SG5	3.00 x Varies	Structural Glazing (Facade)
SG6	4.00 x Varies	Structural Glazing (Facade)
V1	0.60 x 0.90	Ventilator
RV1	0.60 x 0.90	Roof Level Ventilator
RV2	0.75 x 0.90	Roof Level Ventilator
RV4	1.20 x 0.90	Roof Level Ventilator
RV5	1.50 x 0.90	Roof Level Ventilator
RV6	1.80 x 0.90	Roof Level Ventilator
SV5	3.00 x 0.60	Ventilator (Top-Hung Ventilator)

COLOUR INDEX :
PROPOSED
BOUNDARY
ROAD
DRIVEWAY

REFERENCE :

N

DRAWING TITLE :

First Floor Plan

APPLICANT :

लेफ्टिनेंट कर्नल अलोक देवरानी
Lt. Col Alok Devrani
अधीक्षण अभियंता / Superintending Engineer
अखिल भारतीय आयुर्विज्ञान संस्थान, मदुरै
All India Institute of Medical Sciences, Madurai
स्वास्थ्य और परिवार कल्याण मंत्रालय, भारत सरकार
Ministry of Health and Family Welfare, Govt of India

All India Institute of Medical Sciences (AIIMS)
Madurai, Tamil Nadu
Under PMSSY Division, Ministry of Health & Family Welfare, Government of India.

ARCHITECT / REGISTERED ENGINEER :

D. MUKESH
Registered Architect,
Council of Architecture,
(CA/90/12779)
Registered Architect Grade-I, DTCP,
Registration No: 05/RA-I/2019
Salem - 636 004.

REGISTERED STRUCTURAL ENGINEER :

R. SIVAGAMI, M.E(Struct).,
Structural Engineer
Mukesh & Associates
Consultants & Engineers
Division - 2
Narasothipatty, Salem-636004.
Reg. No: DTCP/SALEM/RSE-1/005/2020

N

First Floor Plan

Scale : 1:300

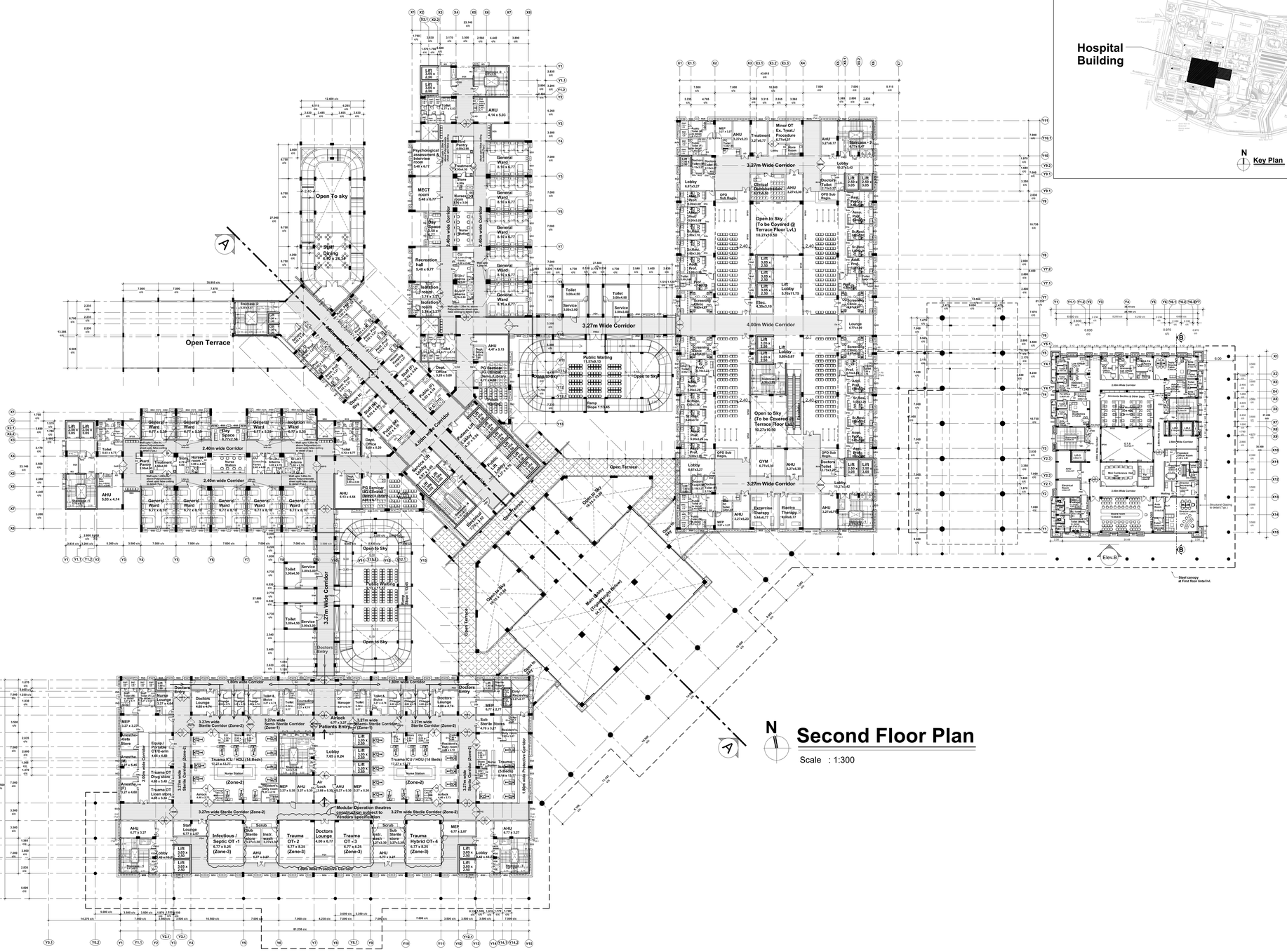

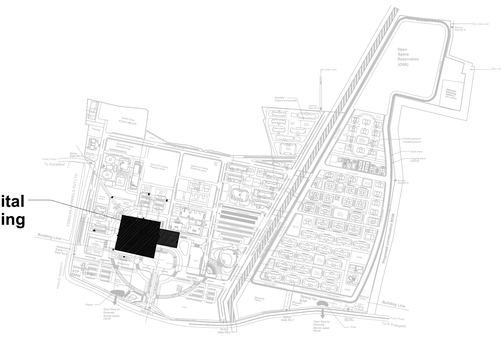

Sheet Number	**: 3 of 14**
Building Name	**: Proposed Hospital Building -IPD(GF+11 Floors) -OPD(GF+5 Floors) -Emergency & Trauma(GF+5 Floors) -Administravtive(GF+3 Floors)**
Block Number	**: 01 of 42**
Title	**: Second Floor Plan**

PLAN SHOWING THE PROPOSED HOSPITAL BUILDING AT AIIMS MADURAI ., S.NO: 12/1, 12/2, 22/4, 23/2B, 23/3, 23/4B, 23/5, 23/6B,23/7B, 23/8, 23/9,24, 25/1, 25/2, 25/3, 26/2, 30, 31/1,32/1,33/1,34/1, 35, 36, 37/1, 38/1, 39, 40, 41, 42/1, 42/2, 43/1, 44/1,44/2, 45/1, 45/2, 46/1, 46/2, 47/1, 47/2, 47/3, 48/1, 48/2, 48/3,49/1, 49/2, 49/3, 50/1, 50/2, 50/3 53/1, K.PUDUPATTI VILLAGE, THIRUPPARANKUNDRAM TALUK, MADURAI DISTRICT, TAMIL NADU FOR SETTING UP OF ALL INDIA INSTITUTE OF MEDICAL SCIENCES (AIIMS), MADURAI. (SUPPORTED BY JICA) Loan No. - ID- P291 UNDER PMSSY DIVISION, MINISTRY OF HEALTH & FAMILY WELFARE GOVERNMENT OF INDIA.

NOTE : ALL DIMENSIONS AREA IN METRE

SPECIFICATION :

FOUNDATION	: RCC 1:11/2:3 M25 Concrete Column footing Laid Over sand filling and PCC 1:4:8.
RCC WORK	: All Columns, Beams, Roof Slab, Lintel.& Sunshade are in CC 1:11/2:3(M-25)
BRICKWORK	: B.W in Basement & Superstructure are in CM 1:5.
JOINERY	: Joineries are made with Steel (or) first class teak wood.
WEATHERING COURSE	: 9" x 9" Pressed Tiles laid over the Brick Jelly with Lime mortor and sloped with water proofing compound.
PLASTERING	: Ceiling plastering with CM 1:3Inside & Outside walls are plastering with CM 1:4.
PAINTING	: White washing with two coats over the one coat of primer for Ceiling.Colour washing with two coats over one coat of primer for all Walls.

SCHEDULE OF JOINERIES

Da	0.60 x 2.00	Door (Duct)
Db	1.00 x 2.00	Door (Duct)
D1	0.80 x 2.10	Single Door (inside Toilet)
D1a	0.80 x 2.10	Single Door (Attached Toilet)
D2	1.00 x 2.40	Single Door
D2a	1.00 x 2.40	Single Door (Toilet)
SD	1.05 x 2.40	Sliding Door (P.C toilet)
D3	1.20 x 2.40	Single Door (Toilet main door)
D3a	1.20 x 2.40	Single Door (MEP)
FDD	1.20 x 2.40	Fire Duct (Double door)
FRD	1.20 x 2.40	Fire Rated (Electrical)
AD	1.50 x 2.40	Acoustic door
D4	1.50 x 2.40	Double Door
D4a	1.50 x 2.40	Double Door (1/3 door)
D4b	1.50 x 2.40	Lead lined door
ED	2.00 x 2.40	Double Door (Entrance Double Swing)
FRD1	2.00 x 2.40	Fire Rated (Double Door)
D5	2.00 x 2.40	Double Door (Double Swing)
D6/FG	2.40 x 2.40 (FG-2.40xVaries)	Double Leaf steel door (Double Swing) with Vision Panel and door above fixed glazing up to falseceiling height
SED	2.40 x 2.40	Double Door (Exit)
FRD2	2.40 x 2.40	Fire Rated (Double Door - Ramp)
SLD	4.00 x 2.40	Sliding door
SW3	1.80 x 1.50	Window
W3	1.80 x 1.50	Window
Sp.G	2.00 x 1.50	Lead Lined Glass
FG3	1.80 x 1.20	Fixed Glazing
FG4	2.40 x 1.20	Fixed Glazing
SFG5	3.00 x Varies	Fixed Glazing (Open To Sky)
SFG6	4.00 x Varies	Fixed Glazing (Open To Sky)
SG1	1.00 x Varies	Structural Glazing (Facade)
SG3	1.80 x Varies	Structural Glazing (Facade)
SG4	2.40 x Varies	Structural Glazing (Facade)
SG5	3.00 x Varies	Structural Glazing (Facade)
SG6	4.00 x Varies	Structural Glazing (Facade)
V1	0.60 x 0.90	Ventilator
RV1	0.60 x 0.90	Roof Level Ventilator
RV2	0.75 x 0.90	Roof Level Ventilator
RV4	1.20 x 0.90	Roof Level Ventilator
RV5	1.50 x 0.90	Roof Level Ventilator
RV6	1.80 x 0.90	Roof Level Ventilator
SV5	3.00 x 0.60	Ventilator (Top-Hung Ventilator)

COLOUR INDEX :

PROPOSED
BOUNDARY
ROAD
DRIVEWAY

REFERENCE :

N

DRAWING TITLE :

Second Floor Plan

APPLICANT :

लेफ्टिनेंट कर्नल आलोक देवरानी
Lt. Col Alok Devrani
अधीक्षण अभियंता / Superintending Engineer
अखिल भारतीय आयुर्विज्ञान संस्थान, मदुरै
All India Institute of Medical Sciences, Madurai
स्वास्थ्य और परिवार कल्याण मंत्रालय, भारत सरकार
Ministry of Health and Family Welfare, Govt of India

All India Institute of Medical Sciences (AIIMS)
Madurai, Tamil Nadu
Under PMSSY Division, Ministry of Health & Family Welfare, Government of India

ARCHITECT / REGISTERED ENGINEER :

D. MUKESH
Registered Architect,
Council of Architecture,
(CA/90/12779)
Registered Architect Grade-I, DTCP,
Registration No: 05/RA-I/2019
Salem - 636 004.

REGISTERED STRUCTURAL ENGINEER :

P. SIVAGAMI, M.E(Struct).,
Structural Engineer
Mukesh & Associates
Consultants & Engineers
Division - 2,
Narasothipatty, Salem - 636 004.
Reg. No: DTCP/SALEM/RSE-1/005/2020

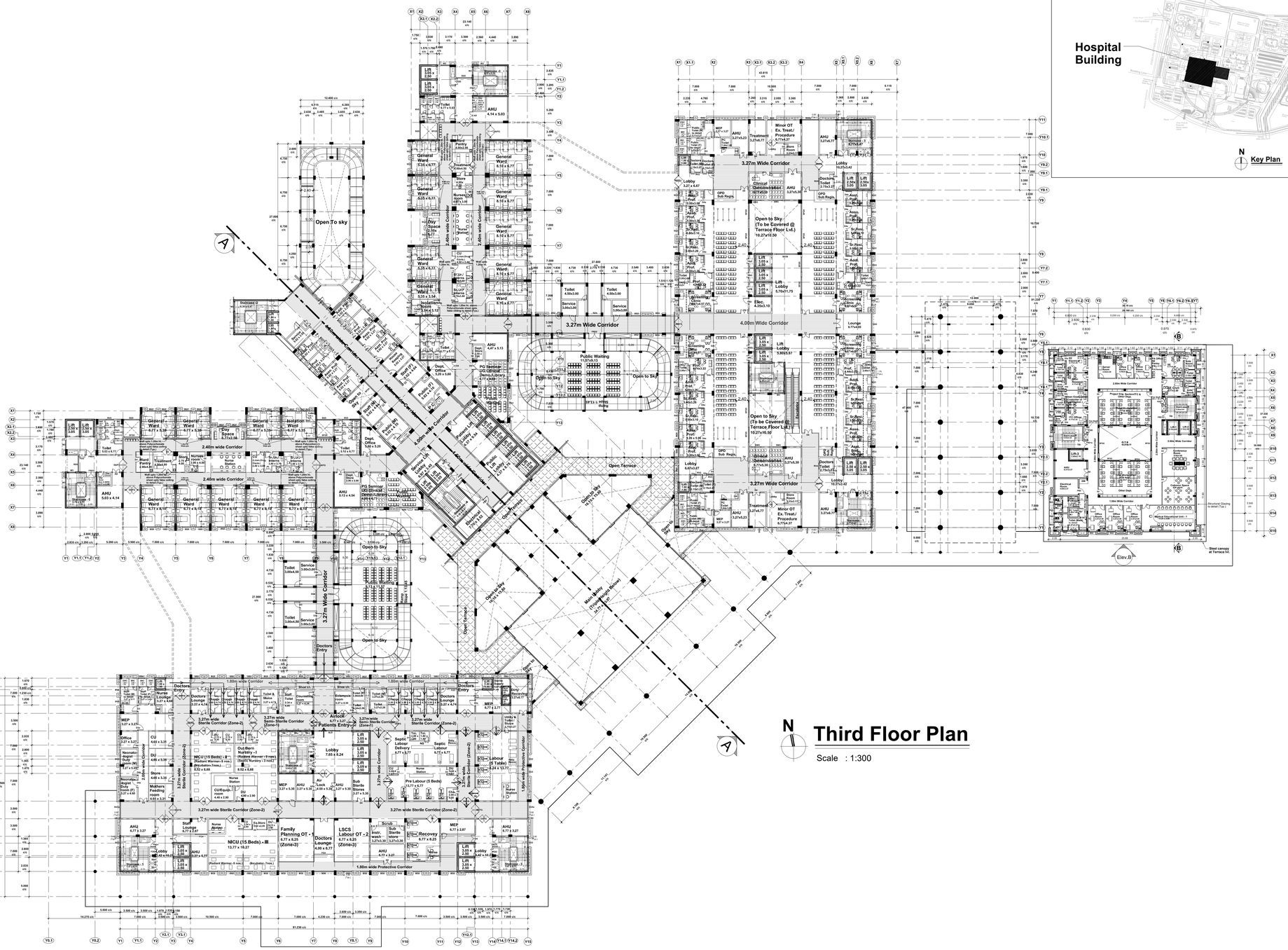

Third Floor Plan

Scale : 1:300

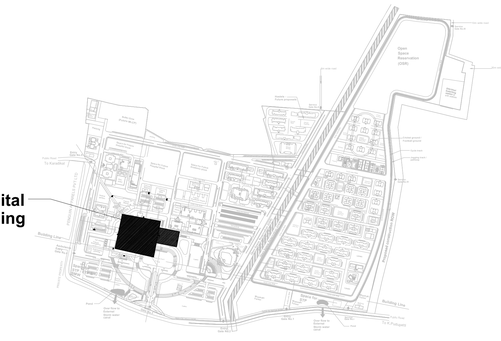

Sheet Number	**: 4 of 14**
Building Name	**: Proposed Hospital Building -IPD(GF+11 Floors) -OPD(GF+5 Floors) -Emergency & Trauma(GF+5 Floors) -Administravtive(GF+3 Floors)**
Block Number	**: 01 of 42**
Title	**: Third Floor Plan**

PLAN SHOWING THE PROPOSED HOSPITAL BUILDING AT AIIMS MADURAI ., S.NO: 12/1, 12/2, 22/4, 23/2B, 23/3, 23/4B, 23/5, 23/6B,23/7B, 23/8, 23/9,24, 25/1, 25/2, 25/3, 26/2, 30, 31/1,32/1,33/1,34/1, 35, 36, 37/1, 38/1, 39, 40, 41, 42/1, 42/2, 43/1, 44/1,44/2, 45/1, 45/2, 46/1, 46/2, 47/1, 47/2, 47/3, 48/1, 48/2, 48/3,49/1, 49/2, 49/3, 50/1, 50/2, 50/3 53/1, K.PUDUPATTI VILLAGE, THIRUPPARANKUNDRAM TALUK, MADURAI DISTRICT, TAMIL NADU FOR SETTING UP OF ALL INDIA INSTITUTE OF MEDICAL SCIENCES (AIIMS), MADURAI. (SUPPORTED BY JICA) Loan No. - ID- P291 UNDER PMSSY DIVISION, MINISTRY OF HEALTH & FAMILY WELFARE GOVERNMENT OF INDIA.

NOTE : ALL DIMENSIONS AREA IN METRE

SPECIFICATION :

FOUNDATION	:	RCC 1:11/2:3 M25 Concrete Column footing Laid Over sand filling and PCC 1:4:8.
RCC WORK	:	All Columns, Beams, Roof Slab, Lintel.& Sunshade are in CC 1:11/2:3(M-25)
BRICKWORK	:	B.W in Basement & Superstructure are in CM 1:5.
JOINERY	:	Joineries are made with Steel (or) first class teak wood.
WEATHERING COURSE	:	9" x 9" Pressed Tiles laid over the Brick Jelly with Lime mortor and sloped with water proofing compound.
PLASTERING	:	Ceiling plastering with CM 1:3Inside & Outside walls are plastering with CM 1:4.
PAINTING	:	White washing with two coats over the one coat of primer for Ceiling.Colour washing with two coats over one coat of primer for all Walls.

SCHEDULE OF JOINERIES

Da	0.60 x 2.00	Door (Duct)
Db	1.00 x 2.00	Door (Duct)
D1	0.80 x 2.10	Single Door (inside Toilet)
D1a	0.80 x 2.10	Single Door (Attached Toilet)
D2	1.00 x 2.40	Single Door
D2a	1.00 x 2.40	Single Door (Toilet)
SD	1.05 x 2.40	Sliding Door (P.C toilet)
D3	1.20 x 2.40	Single Door (Toilet main door)
D3a	1.20 x 2.40	Single Door (MEP)
FDD	1.20 x 2.40	Fire Duct (Double door)
FRD	1.20 x 2.40	Fire Rated (Electrical)
AD	1.50 x 2.40	Acoustic door
D4	1.50 x 2.40	Double Door
D4a	1.50 x 2.40	Double Door (1/3 door)
D4b	1.50 x 2.40	Lead lined door
ED	2.00 x 2.40	Double Door (Entrance Double Swing)
FRD1	2.00 x 2.40	Fire Rated (Double Door)
D5	2.00 x 2.40	Double Door (Double Swing)
D6/FG	2.40 x 2.40 (FG-2.40xVaries)	Double Leaf steel door (Double Swing) with Vision Panel and door above fixed glazing up to falseceiling height
SED	2.40 x 2.40	Double Door (Exit)
FRD2	2.40 x 2.40	Fire Rated (Double Door - Ramp)
SLD	4.00 x 2.40	Sliding door
SW3	1.80 x 1.50	Window
W3	1.80 x 1.50	Window
Sp.G	2.00 x 1.50	Lead Lined Glass
FG3	1.80 x 1.20	Fixed Glazing
FG4	2.40 x 1.20	Fixed Glazing
SFG5	3.00 x Varies	Fixed Glazing (Open To Sky)
SFG6	4.00 x Varies	Fixed Glazing (Open To Sky)
SG1	1.00 x Varies	Structural Glazing (Facade)
SG3	1.80 x Varies	Structural Glazing (Facade)
SG4	2.40 x Varies	Structural Glazing (Facade)
SG5	3.00 x Varies	Structural Glazing (Facade)
SG6	4.00 x Varies	Structural Glazing (Facade)
V1	0.60 x 0.90	Ventilator
RV1	0.60 x 0.90	Roof Level Ventilator
RV2	0.75 x 0.90	Roof Level Ventilator
RV4	1.20 x 0.90	Roof Level Ventilator
RV5	1.50 x 0.90	Roof Level Ventilator
RV6	1.80 x 0.90	Roof Level Ventilator
SV5	3.00 x 0.60	Ventilator (Top-Hung Ventilator)

COLOUR INDEX :

PROPOSED

BOUNDARY

ROAD

DRIVEWAY

REFERENCE :

N

DRAWING TITLE :

Third Floor Plan

APPLICANT :

लेफ्टिनेंट कर्नल आलोक देवरानी
Lt. Col Alok Devrani
अधीक्षण अभियंता / Superintending Engineer
ऑल भारतीय आयुर्विज्ञान संस्थान, मदुरै
All India Institute of Medical Sciences, Madurai
भारत का परिवार कल्याण मंत्रालय, भारत सरकार
Ministry of Health and Family Welfare, Govt of India

All India Institute of Medical Sciences (AIIMS) Madurai, Tamil Nadu
Under PMSSY Division, Ministry of Health & Family Welfare, Government of India

ARCHITECT / REGISTERED ENGINEER :

D. MUKESH
Registered Architect,
Council of Architecture,
(CA/90/12779)
Registered Architect Grade-I, DTCP,
Registration No: 05/RA-I/2019
Salem - 636 004.

REGISTERED STRUCTURAL ENGINEER :

P. SIVAGAMI, M.E(Struct).,
Structural Engineer
Mukesh & Associates
Consultants & Engineers
Division - 2,
Narasothipatty, Salem - 636004.
Reg. No: DTCP/SALEM/RSE-1/005/2020

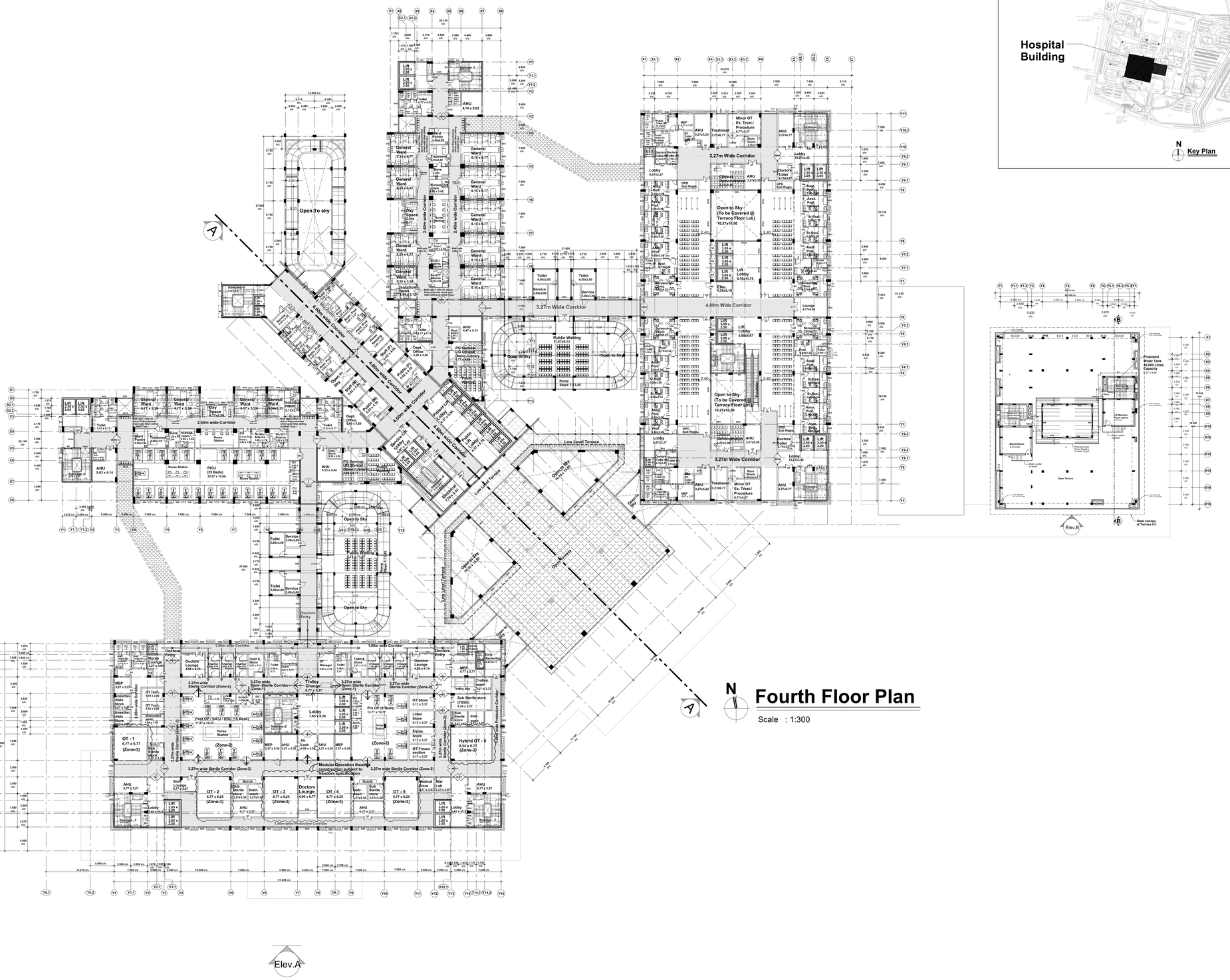

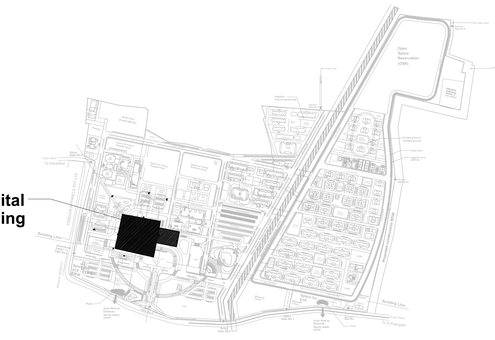

Fourth Floor Plan

Scale : 1:300

Sheet Number	: 5 of 14
Building Name	: Proposed Hospital Building -IPD(GF+11 Floors) -OPD(GF+5 Floors) -Emergency & Trauma(GF+5 Floors) -Administravtive(GF+3 Floors)
Block Number	: 01 of 42
Title	: Fourth Floor Plan

PLAN SHOWING THE PROPOSED HOSPITAL BUILDING AT AIIMS MADURAI ., S.NO: 12/1, 12/2, 22/4, 23/2B, 23/3, 23/4B, 23/5, 23/6B,23/7B, 23/8, 23/9,24, 25/1, 25/2, 25/3, 26/2, 30, 31/1,32/1,33/1,34/1, 35, 36, 37/1, 38/1, 39, 40, 41, 42/1, 42/2, 43/1, 44/1,44/2, 45/1, 45/2, 46/1, 46/2, 47/1, 47/2, 47/3, 48/1, 48/2, 48/3,49/1, 49/2, 49/3, 50/1, 50/2, 50/3 53/1, K.PUDUPATTI VILLAGE, THIRUPPARANKUNDRAM TALUK, MADURAI DISTRICT, TAMIL NADU FOR SETTING UP OF ALL INDIA INSTITUTE OF MEDICAL SCIENCES (AIIMS), MADURAI. (SUPPORTED BY JICA) Loan No. - ID- P291 UNDER PMSSY DIVISION, MINISTRY OF HEALTH & FAMILY WELFARE GOVERNMENT OF INDIA.

NOTE : ALL DIMENSIONS AREA IN METRE

SPECIFICATION :

FOUNDATION	:	RCC 1:11/2:3 M25 Concrete Column footing Laid Over sand filling and PCC 1:4:8.
RCC WORK	:	All Columns, Beams, Roof Slab, Lintel.& Sunshade are in CC 1:11/2:3(M-25)
BRICKWORK	:	B.W in Basement & Superstructure are in CM 1:5.
JOINERY	:	Joineries are made with Steel (or) first class teak wood.
WEATHERING COURSE	:	9" x 9" Pressed Tiles laid over the Brick Jelly with Lime mortor and sloped with water proofing compound.
PLASTERING	:	Ceiling plastering with CM 1:3Inside & Outside walls are plastering with CM 1:4.
PAINTING	:	White washing with two coats over the one coat of primer for Ceiling.Colour washing with two coats over one coat of primer for all Walls.

SCHEDULE OF JOINERIES

Da	0.60 x 2.00	Door (Duct)
Db	1.00 x 2.00	Door (Duct)
D1	0.80 x 2.10	Single Door (inside Toilet)
D1a	0.80 x 2.10	Single Door (Attached Toilet)
D2	1.00 x 2.40	Single Door
D2a	1.00 x 2.40	Single Door (Toilet)
SD	1.05 x 2.40	Sliding Door (P.C toilet)
D3	1.20 x 2.40	Single Door (Toilet main door)
D3a	1.20 x 2.40	Single Door (MEP)
FDD	1.20 x 2.40	Fire Duct (Double door)
FRD	1.20 x 2.40	Fire Rated (Electrical)
AD	1.50 x 2.40	Acoustic door
D4	1.50 x 2.40	Double Door
D4a	1.50 x 2.40	Double Door (1/3 door)
D4b	1.50 x 2.40	Lead lined door
ED	2.00 x 2.40	Double Door (Entrance Double Swing)
FRD1	2.00 x 2.40	Fire Rated (Double Door)
D5	2.00 x 2.40	Double Door (Double Swing)
D6/FG	2.40 x 2.40 (FG-2.40xVaries)	Double Leaf steel door (Double Swing) with Vision Panel and door above fixed glazing up to falseceiling height
SED	2.40 x 2.40	Double Door (Exit)
FRD2	2.40 x 2.40	Fire Rated (Double Door - Ramp)
SLD	4.00 x 2.40	Sliding door
SW3	1.80 x 1.50	Window
W3	1.80 x 1.50	Window
Sp.G	2.00 x 1.50	Lead Lined Glass
FG3	1.80 x 1.20	Fixed Glazing
FG4	2.40 x 1.20	Fixed Glazing
SFG5	3.00 x Varies	Fixed Glazing (Open To Sky)
SFG6	4.00 x Varies	Fixed Glazing (Open To Sky)
SG1	1.00 x Varies	Structural Glazing (Facade)
SG3	1.80 x Varies	Structural Glazing (Facade)
SG4	2.40 x Varies	Structural Glazing (Facade)
SG5	3.00 x Varies	Structural Glazing (Facade)
SG6	4.00 x Varies	Structural Glazing (Facade)
V1	0.60 x 0.90	Ventilator
RV1	0.60 x 0.90	Roof Level Ventilator
RV2	0.75 x 0.90	Roof Level Ventilator
RV4	1.20 x 0.90	Roof Level Ventilator
RV5	1.50 x 0.90	Roof Level Ventilator
RV6	1.80 x 0.90	Roof Level Ventilator
SV5	3.00 x 0.60	Ventilator (Top-Hung Ventilator)

COLOUR INDEX :

PROPOSED
BOUNDARY
ROAD
DRIVEWAY

REFERENCE :

N

DRAWING TITLE :

Fourth Floor Plan

APPLICANT :

लेफ्टिनेंट कर्नल अलोक देवरानी
Lt. Col Alok Devrani
अधीक्षण अभियंता / Superintending Engineer
अखिल भारतीय आयुर्विज्ञान संस्थान, मदुरै
All India Institute of Medical Sciences, Madurai
स्वास्थ्य और परिवार कल्याण मंत्रालय, भारत सरकार
Ministry of Health and Family Welfare, Govt of India

All India Institute of Medical Sciences (AIIMS)
Madurai, Tamil Nadu
Under PMSSY Division, Ministry of Health & Family Welfare, Government of India

ARCHITECT / REGISTERED ENGINEER :

D. MUKESH
Registered Architect,
Council of Architecture,
(CA/90/12779)
Registered Architect Grade-I, DTCP,
Registration No: 05/RA-I/2019
Salem - 636 004.

REGISTERED STRUCTURAL ENGINEER :

P. SIVAGAMI, M.E(Struct)., Structural Engineer
Mukesh & Associates
Consultants & Engineers
Division - 2,
Narasothipatty, Salem - 636 004.
Reg. No: DTCP/SALEM/RSE-1/005/2020

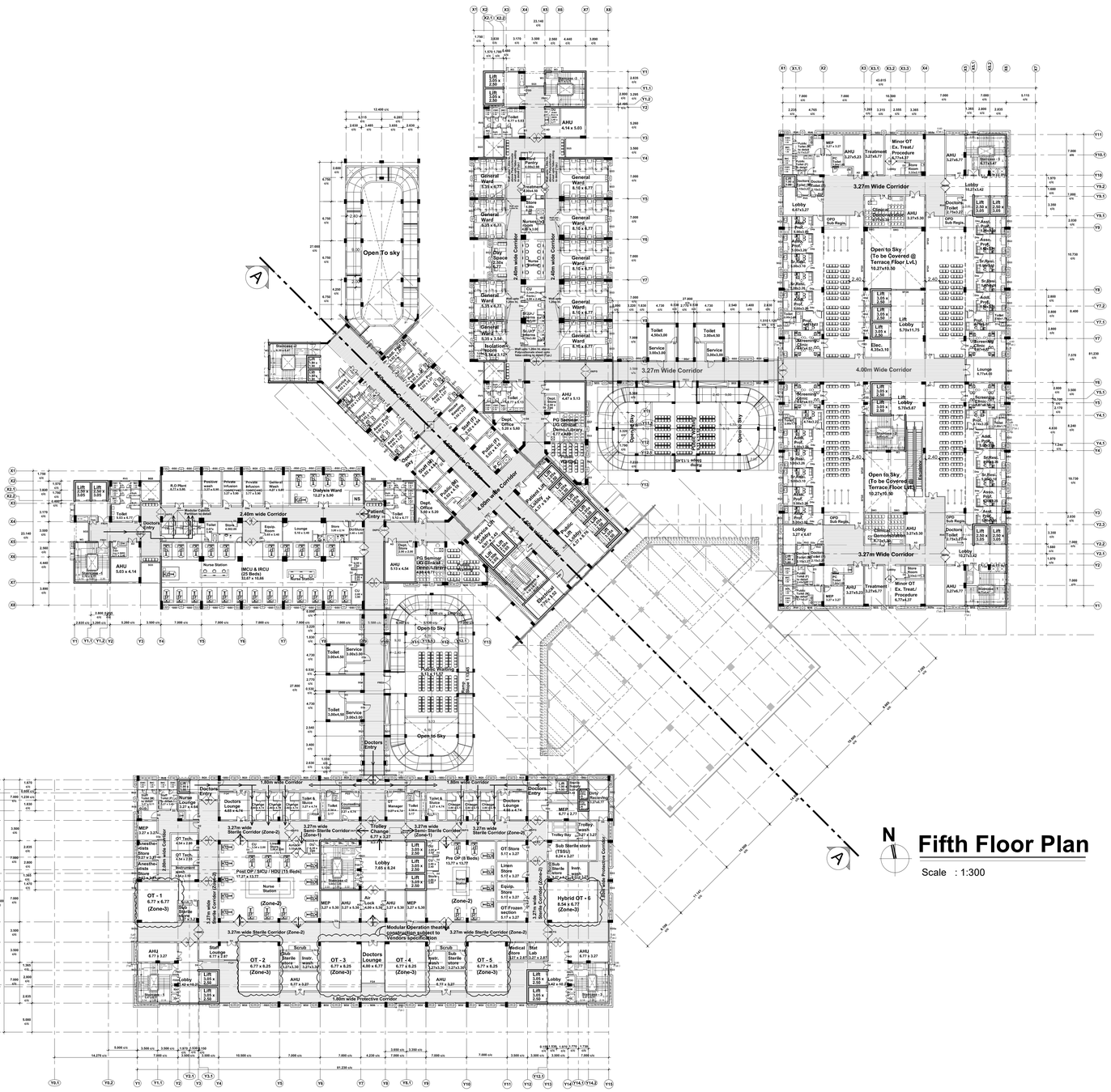

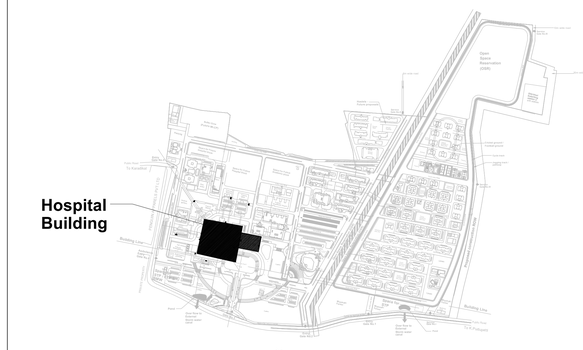

Sheet Number : 6 of 14
Building Name : Proposed Hospital Building
-IPD(GF+11 Floors)
-OPD(GF+5 Floors)
-Emergency & Trauma(GF+5 Floors)
-Administravtive(GF+3 Floors)
Block Number : 01 of 42
Title : Fifth Floor Plan

PLAN SHOWING THE PROPOSED HOSPITAL BUILDING AT AIIMS MADURAI ., S.NO: 12/1, 12/2, 22/4, 23/2B, 23/3, 23/4B, 23/5, 23/6B,23/7B, 23/8, 23/9,24, 25/1, 25/2, 25/3, 26/2, 30, 31/1,32/1,33/1,34/1, 35, 36, 37/1, 38/1, 39, 40, 41, 42/1, 42/2, 43/1, 44/1,44/2, 45/1, 45/2, 46/1, 46/2, 47/1, 47/2, 47/3, 48/1, 48/2, 48/3,49/1, 49/2, 49/3, 50/1, 50/2, 50/3 53/1, K.PUDUPATTI VILLAGE, THIRUPPARANKUNDRAM TALUK, MADURAI DISTRICT, TAMIL NADU FOR SETTING UP OF ALL INDIA INSTITUTE OF MEDICAL SCIENCES (AIIMS), MADURAI. (SUPPORTED BY JICA) Loan No. - ID- P291 UNDER PMSSY DIVISION, MINISTRY OF HEALTH & FAMILY WELFARE GOVERNMENT OF INDIA.

NOTE : ALL DIMENSIONS AREA IN METRE

SPECIFICATION :

FOUNDATION	:	RCC 1:11/2:3 M25 Concrete Column footing Laid Over sand filling and PCC 1:4:8.
RCC WORK	:	All Columns, Beams, Roof Slab, Lintel.& Sunshade are in CC 1:11/2:3(M-25)
BRICKWORK	:	B.W in Basement & Superstructure are in CM 1:5.
JOINERY	:	Joineries are made with Steel (or) first class teak wood.
WEATHERING COURSE	:	9" x 9" Pressed Tiles laid over the Brick Jelly with Lime mortor and sloped with water proofing compound.
PLASTERING	:	Ceiling plastering with CM 1:3Inside & Outside walls are plastering with CM 1:4.
PAINTING	:	White washing with two coats over the one coat of primer for Ceiling.Colour washing with two coats over one coat of primer for all Walls.

SCHEDULE OF JOINERIES

Da	0.60 x 2.00	Door (Duct)
Db	1.00 x 2.00	Door (Duct)
D1	0.80 x 2.10	Single Door (inside Toilet)
D1a	0.80 x 2.10	Single Door (Attached Toilet)
D2	1.00 x 2.40	Single Door
D2a	1.00 x 2.40	Single Door (Toilet)
SD	1.05 x 2.40	Sliding Door (P.C toilet)
D3	1.20 x 2.40	Single Door (Toilet main door)
D3a	1.20 x 2.40	Single Door (MEP)
FDD	1.20 x 2.40	Fire Duct (Double door)
FRD	1.20 x 2.40	Fire Rated (Electrical)
AD	1.50 x 2.40	Acoustic door
D4	1.50 x 2.40	Double Door
D4a	1.50 x 2.40	Double Door (1/3 door)
D4b	1.50 x 2.40	Lead lined door
ED	2.00 x 2.40	Double Door (Entrance Double Swing)
FRD1	2.00 x 2.40	Fire Rated (Double Door)
D5	2.00 x 2.40	Double Door (Double Swing)
D6/FG	2.40 x 2.40 (FG-2.40xVaries)	Double Leaf steel door (Double Swing) with Vision Panel and door above fixed glazing up to falseceiling height
SED	2.40 x 2.40	Double Door (Exit)
FRD2	2.40 x 2.40	Fire Rated (Double Door - Ramp)
SLD	4.00 x 2.40	Sliding door
SW3	1.80 x 1.50	Window
W3	1.80 x 1.50	Window
Sp.G	2.00 x 1.50	Lead Lined Glass
FG3	1.80 x 1.20	Fixed Glazing
FG4	2.40 x 1.20	Fixed Glazing
SFG5	3.00 x Varies	Fixed Glazing (Open To Sky)
SFG6	4.00 x Varies	Fixed Glazing (Open To Sky)
SG1	1.00 x Varies	Structural Glazing (Facade)
SG3	1.80 x Varies	Structural Glazing (Facade)
SG4	2.40 x Varies	Structural Glazing (Facade)
SG5	3.00 x Varies	Structural Glazing (Facade)
SG6	4.00 x Varies	Structural Glazing (Facade)
V1	0.60 x 0.90	Ventilator
RV1	0.60 x 0.90	Roof Level Ventilator
RV2	0.75 x 0.90	Roof Level Ventilator
RV4	1.20 x 0.90	Roof Level Ventilator
RV5	1.50 x 0.90	Roof Level Ventilator
RV6	1.80 x 0.90	Roof Level Ventilator
SV5	3.00 x 0.60	Ventilator (Top-Hung Ventilator)

COLOUR INDEX :
PROPOSED
BOUNDARY
ROAD
DRIVEWAY

REFERENCE :

N

DRAWING TITLE :

Fifth Floor Plan

APPLICANT :

लेफ्टिनेंट कर्नल आलोक देवरानी
Lt. Col Alok Devrani
अधीक्षण अभियंता / Superintending Engineer
सेंट्रल पीएमएसएसवाई डिवीजन, भारत
All India Institute of Medical Sciences, Madurai
सरकार का परिवार कल्याण मंत्रालय, भारत सरकार
Ministry of Health and Family Welfare, Govt of India

All India Institute of Medical Sciences (AIIMS) Madurai, Tamil Nadu
Under PMSSY Division, Ministry of Health & Family Welfare, Government of India

ARCHITECT / REGISTERED ENGINEER :

D. MUKESH
Registered Architect,
Council of Architecture,
(CA/90/12779)
Registered Architect Grade-I, DTCP,
Registration No: 05/RA-I/2019
Salem - 636 004.

REGISTERED STRUCTURAL ENGINEER :

P. SIVAGAMI, M.E(Struct).,
Structural Engineer
Mukesh & Associates
Consultants & Engineers
Division - 2,
Narasothipatty, Salem - 636004.
Reg. No: DTCP/SALEM/RSE-1/005/2020

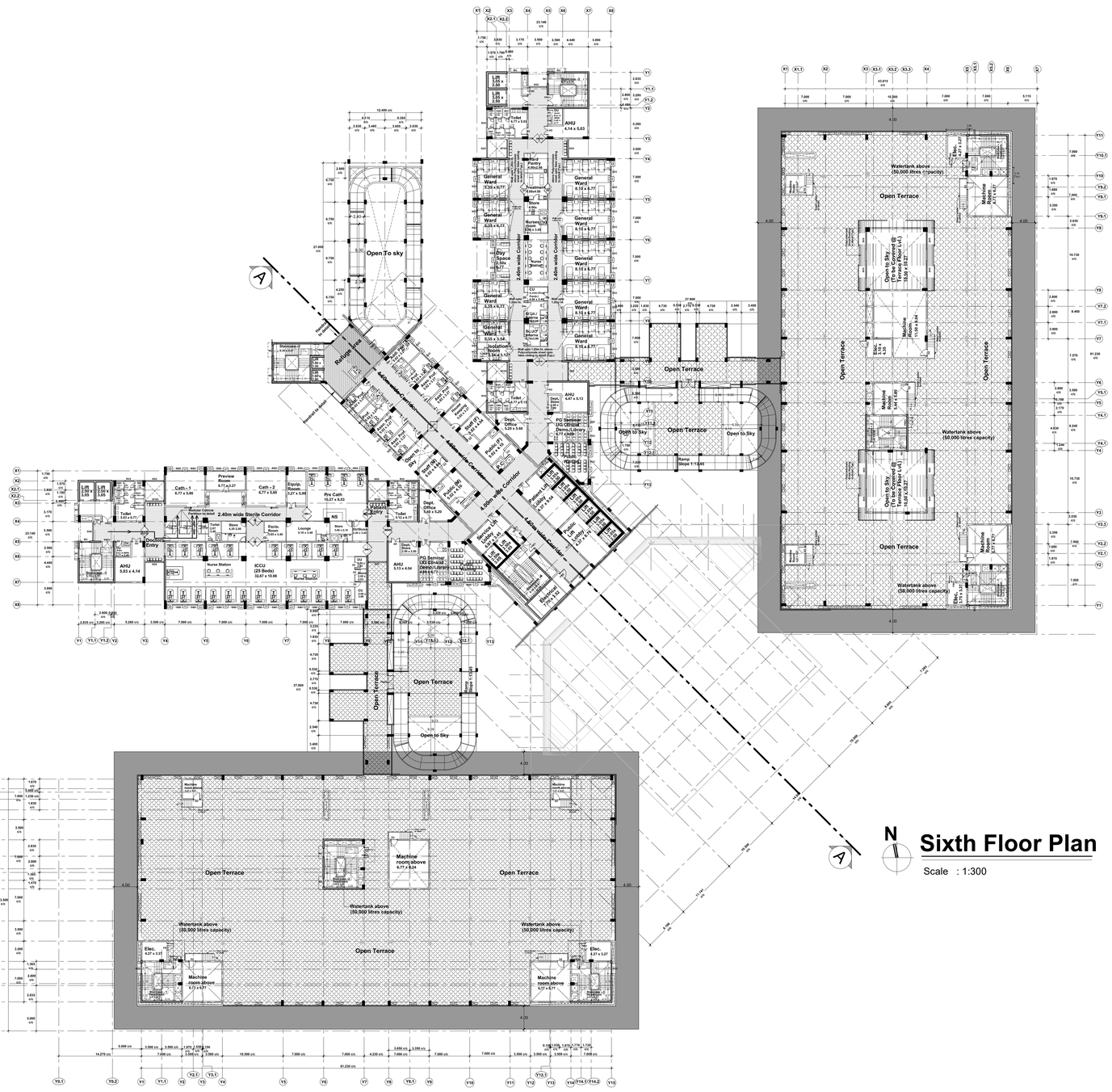

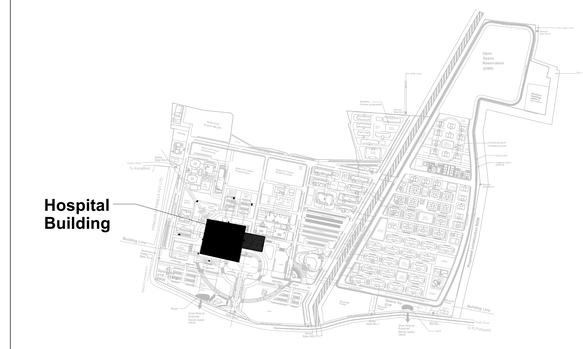

Sixth Floor Plan

Scale : 1:300

Sheet Number	**: 7 of 14**
Building Name	**: Proposed Hospital Building -IPD(GF+11 Floors) -OPD(GF+5 Floors) -Emergency & Trauma(GF+5 Floors) -Administravtive(GF+3 Floors)**
Block Number	**: 01 of 42**
Title	**: Sixth Floor Plan**

PLAN SHOWING THE PROPOSED HOSPITAL BUILDING AT AIIMS MADURAI ., S.NO: 12/1, 12/2, 22/4, 23/2B, 23/3, 23/4B, 23/5, 23/6B,23/7B, 23/8, 23/9,24, 25/1, 25/2, 25/3, 26/2, 30, 31/1,32/1,33/1,34/1, 35, 36, 37/1, 38/1, 39, 40, 41, 42/1, 42/2, 43/1, 44/1,44/2, 45/1, 45/2, 46/1, 46/2, 47/1, 47/2, 47/3, 48/1, 48/2, 48/3,49/1, 49/2, 49/3, 50/1, 50/2, 50/3 53/1, K.PUDUPATTI VILLAGE, THIRUPPARANKUNDRAM TALUK, MADURAI DISTRICT, TAMIL NADU FOR SETTING UP OF ALL INDIA INSTITUTE OF MEDICAL SCIENCES (AIIMS), MADURAI. (SUPPORTED BY JICA) Loan No. - ID- P291 UNDER PMSSY DIVISION, MINISTRY OF HEALTH & FAMILY WELFARE GOVERNMENT OF INDIA.

NOTE : ALL DIMENSIONS AREA IN METRE

SPECIFICATION :

FOUNDATION	: RCC 1:11/2:3 M25 Concrete Column footing Laid Over sand filling and PCC 1:4:8.
RCC WORK	: All Columns, Beams, Roof Slab, Lintel.& Sunshade are in CC 1:11/2:3(M-25)
BRICKWORK	: B.W in Basement & Superstructure are in CM 1:5.
JOINERY	: Joineries are made with Steel (or) first class teak wood.
WEATHERING COURSE	: 9" x 9" Pressed Tiles laid over the Brick Jelly with Lime mortor and sloped with water proofing compound.
PLASTERING	: Ceiling plastering with CM 1:3Inside & Outside walls are plastering with CM 1:4.
PAINTING	: White washing with two coats over the one coat of primer for Ceiling.Colour washing with two coats over one coat of primer for all Walls.

SCHEDULE OF JOINERIES

Da	0.60 x 2.00	Door (Duct)
Db	1.00 x 2.00	Door (Duct)
D1	0.80 x 2.10	Single Door (inside Toilet)
D1a	0.80 x 2.10	Single Door (Attached Toilet)
D2	1.00 x 2.40	Single Door
D2a	1.00 x 2.40	Single Door (Toilet)
SD	1.05 x 2.40	Sliding Door (P.C toilet)
D3	1.20 x 2.40	Single Door (Toilet main door)
D3a	1.20 x 2.40	Single Door (MEP)
FDD	1.20 x 2.40	Fire Duct (Double door)
FRD	1.20 x 2.40	Fire Rated (Electrical)
AD	1.50 x 2.40	Acoustic door
D4	1.50 x 2.40	Double Door
D4a	1.50 x 2.40	Double Door (1/3 door)
D4b	1.50 x 2.40	Lead lined door
ED	2.00 x 2.40	Double Door (Entrance Double Swing)
FRD1	2.00 x 2.40	Fire Rated (Double Door)
D5	2.00 x 2.40	Double Door (Double Swing)
D6/FG	2.40 x 2.40 (FG-2.40xVaries)	Double Leaf steel door (Double Swing) with Vision Panel and door above fixed glazing up to falseceiling height
SED	2.40 x 2.40	Double Door (Exit)
FRD2	2.40 x 2.40	Fire Rated (Double Door - Ramp)
SLD	4.00 x 2.40	Sliding door
SW3	1.80 x 1.50	Window
W3	1.80 x 1.50	Window
Sp.G	2.00 x 1.50	Lead Lined Glass
FG3	1.80 x 1.20	Fixed Glazing
FG4	2.40 x 1.20	Fixed Glazing
SFG5	3.00 x Varies	Fixed Glazing (Open To Sky)
SFG6	4.00 x Varies	Fixed Glazing (Open To Sky)
SG1	1.00 x Varies	Structural Glazing (Facade)
SG3	1.80 x Varies	Structural Glazing (Facade)
SG4	2.40 x Varies	Structural Glazing (Facade)
SG5	3.00 x Varies	Structural Glazing (Facade)
SG6	4.00 x Varies	Structural Glazing (Facade)
V1	0.60 x 0.90	Ventilator
RV1	0.60 x 0.90	Roof Level Ventilator
RV2	0.75 x 0.90	Roof Level Ventilator
RV4	1.20 x 0.90	Roof Level Ventilator
RV5	1.50 x 0.90	Roof Level Ventilator
RV6	1.80 x 0.90	Roof Level Ventilator
SV5	3.00 x 0.60	Ventilator (Top-Hung Ventilator)

COLOUR INDEX :

PROPOSED
BOUNDARY
ROAD
DRIVEWAY

REFERENCE :

N

DRAWING TITLE :

Sixth Floor Plan

APPLICANT :

लेफ्टिनेंट-कर्नल-अलोक देवरानी
Lt. Col Alok Devrani
अधीक्षण अभियंता / Superintending Engineer
अखिल भारतीय आयुर्विज्ञान संस्थान, मदुरै
All India Institute of Medical Sciences, Madurai
स्वास्थ्य और परिवार कल्याण मंत्रालय, भारत सरकार
Ministry of Health and Family Welfare, Govt of India

All India Institute of Medical Sciences (AIIMS) Madurai, Tamil Nadu
Under PMSSY Division, Ministry of Health & Family Welfare, Government of India

ARCHITECT / REGISTERED ENGINEER :

D. MUKESH
Registered Architect,
Council of Architecture,
(CA/90/12779)
Registered Architect Grade-I, DTCP,
Registration No: 05/RA-I/2019
Salem - 636 004.

REGISTERED STRUCTURAL ENGINEER :

P. SIVAGAMI, M.E(Struct).,
Structural Engineer
Mukesh & Associates
Consultants & Engineers
Division - 2
Narasothipatty, Salem - 636004.
Reg. No: DTCP/SALEM/RSE-1/005/2020

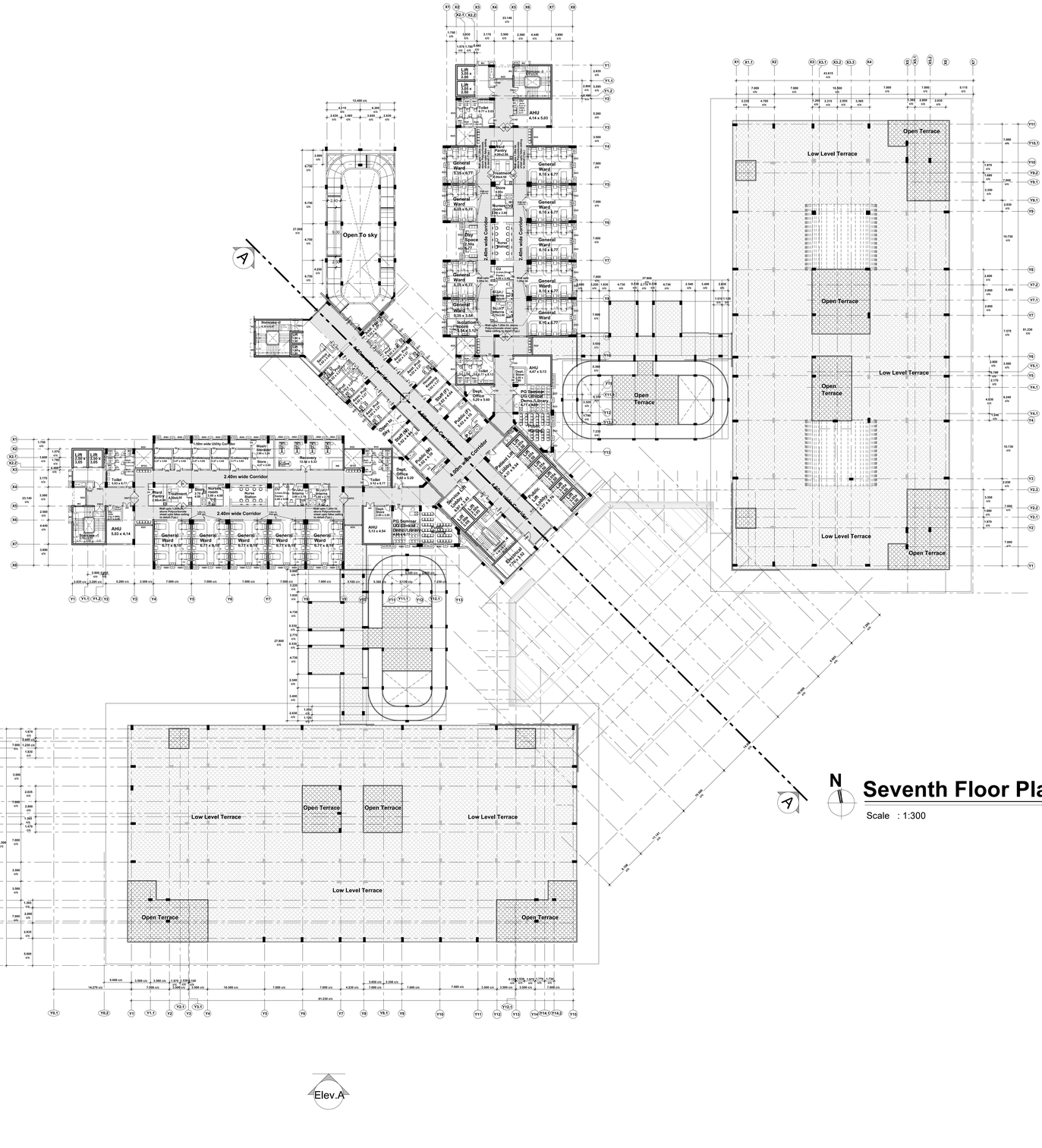

N

Seventh Floor Plan

Scale : 1:300

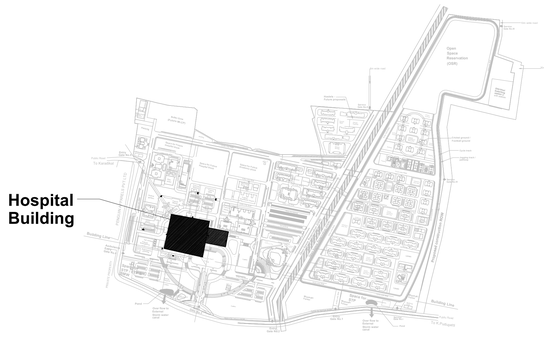

Sheet Number : 8 of 14
Building Name : Proposed Hospital Building
-IPD(GF+11 Floors)
-OPD(GF+5 Floors)
-Emergency & Trauma(GF+5 Floors)
-Administravtive(GF+3 Floors)
Block Number : 01 of 42
Title : Seventh Floor Plan

PLAN SHOWING THE PROPOSED HOSPITAL BUILDING AT AIIMS MADURAI ., S.NO: 12/1, 12/2, 22/4, 23/2B, 23/3, 23/4B, 23/5, 23/6B,23/7B, 23/8, 23/9,24, 25/1, 25/2, 25/3, 26/2, 30, 31/1,32/1,33/1,34/1, 35, 36, 37/1, 38/1, 39, 40, 41, 42/1, 42/2, 43/1, 44/1,44/2, 45/1, 45/2, 46/1, 46/2, 47/1, 47/2, 47/3, 48/1, 48/2, 48/3,49/1, 49/2, 49/3, 50/1, 50/2, 50/3 53/1, K.PUDUPATTI VILLAGE, THIRUPPARANKUNDRAM TALUK, MADURAI DISTRICT, TAMIL NADU FOR SETTING UP OF ALL INDIA INSTITUTE OF MEDICAL SCIENCES (AIIMS), MADURAI. (SUPPORTED BY JICA) Loan No. - ID- P291 UNDER PMSSY DIVISION, MINISTRY OF HEALTH & FAMILY WELFARE GOVERNMENT OF INDIA.

NOTE : ALL DIMENSIONS AREA IN METRE

SPECIFICATION :

FOUNDATION	: RCC 1:11/2:3 M25 Concrete Column footing Laid Over sand filling and PCC 1:4:8.
RCC WORK	: All Columns, Beams, Roof Slab, Lintel.& Sunshade are in CC 1:11/2:3(M-25)
BRICKWORK	: B.W in Basement & Superstructure are in CM 1:5.
JOINERY	: Joineries are made with Steel (or) first class teak wood.
WEATHERING COURSE	: 9" x 9" Pressed Tiles laid over the Brick Jelly with Lime mortor and sloped with water proofing compound.
PLASTERING	: Ceiling plastering with CM 1:3Inside & Outside walls are plastering with CM 1:4.
PAINTING	: White washing with two coats over the one coat of primer for Ceiling.Colour washing with two coats over one coat of primer for all Walls.

SCHEDULE OF JOINERIES

Da	0.60 x 2.00	Door (Duct)
Db	1.00 x 2.00	Door (Duct)
D1	0.80 x 2.10	Single Door (inside Toilet)
D1a	0.80 x 2.10	Single Door (Attached Toilet)
D2	1.00 x 2.40	Single Door
D2a	1.00 x 2.40	Single Door (Toilet)
SD	1.05 x 2.40	Sliding Door (P.C toilet)
D3	1.20 x 2.40	Single Door (Toilet main door)
D3a	1.20 x 2.40	Single Door (MEP)
FDD	1.20 x 2.40	Fire Duct (Double door)
FRD	1.20 x 2.40	Fire Rated (Electrical)
AD	1.50 x 2.40	Acoustic door
D4	1.50 x 2.40	Double Door
D4a	1.50 x 2.40	Double Door (1/3 door)
D4b	1.50 x 2.40	Lead lined door
ED	2.00 x 2.40	Double Door (Entrance Double Swing)
FRD1	2.00 x 2.40	Fire Rated (Double Door)
D5	2.00 x 2.40	Double Door (Double Swing)
D6/FG	2.40 x 2.40 (FG-2.40xVaries)	Double Leaf steel door (Double Swing) with Vision Panel and door above fixed glazing up to falseceiling height
SED	2.40 x 2.40	Double Door (Exit)
FRD2	2.40 x 2.40	Fire Rated (Double Door - Ramp)
SLD	4.00 x 2.40	Sliding door
SW3	1.80 x 1.50	Window
W3	1.80 x 1.50	Window
Sp.G	2.00 x 1.50	Lead Lined Glass
FG3	1.80 x 1.20	Fixed Glazing
FG4	2.40 x 1.20	Fixed Glazing
SFG5	3.00 x Varies	Fixed Glazing (Open To Sky)
SFG6	4.00 x Varies	Fixed Glazing (Open To Sky)
SG1	1.00 x Varies	Structural Glazing (Facade)
SG3	1.80 x Varies	Structural Glazing (Facade)
SG4	2.40 x Varies	Structural Glazing (Facade)
SG5	3.00 x Varies	Structural Glazing (Facade)
SG6	4.00 x Varies	Structural Glazing (Facade)
V1	0.60 x 0.90	Ventilator
RV1	0.60 x 0.90	Roof Level Ventilator
RV2	0.75 x 0.90	Roof Level Ventilator
RV4	1.20 x 0.90	Roof Level Ventilator
RV5	1.50 x 0.90	Roof Level Ventilator
RV6	1.80 x 0.90	Roof Level Ventilator
SV5	3.00 x 0.60	Ventilator (Top-Hung Ventilator)

COLOUR INDEX :

PROPOSED
BOUNDARY
ROAD
DRIVEWAY

REFERENCE :

N

DRAWING TITLE :

Seventh Floor Plan

APPLICANT :

लेफ्टिनेंट कर्नल अलोक देवरानी
Lt. Col Alok Devrani
अधीक्षण अभियंता / Superintending Engineer
अखिल भारतीय आयुर्विज्ञान संस्थान, मदुरै
All India Institute of Medical Sciences, Madurai
स्वास्थ्य और परिवार कल्याण मंत्रालय, भारत सरकार
Ministry of Health and Family Welfare, Govt of India

All India Institute of Medical Sciences (AIIMS)
Madurai, Tamil Nadu
Under PMSSY Division, Ministry of Health & Family Welfare, Government of India

ARCHITECT / REGISTERED ENGINEER :

D. MUKESH
Registered Architect,
Council of Architecture,
(CA/90/12779)
Registered Architect Grade-I, DTCP,
Registration No: 05/RA-I/2019
Salem - 636 004.

REGISTERED STRUCTURAL ENGINEER :

P. SIVAGAMI, M.E(Struct).,
Structural Engineer
Mukesh & Associates
Consultants & Engineers
Division - 2
Narasothipatty, Salem-636004.
Reg. No: DTCP/SALEM/RSE-1/005/2020

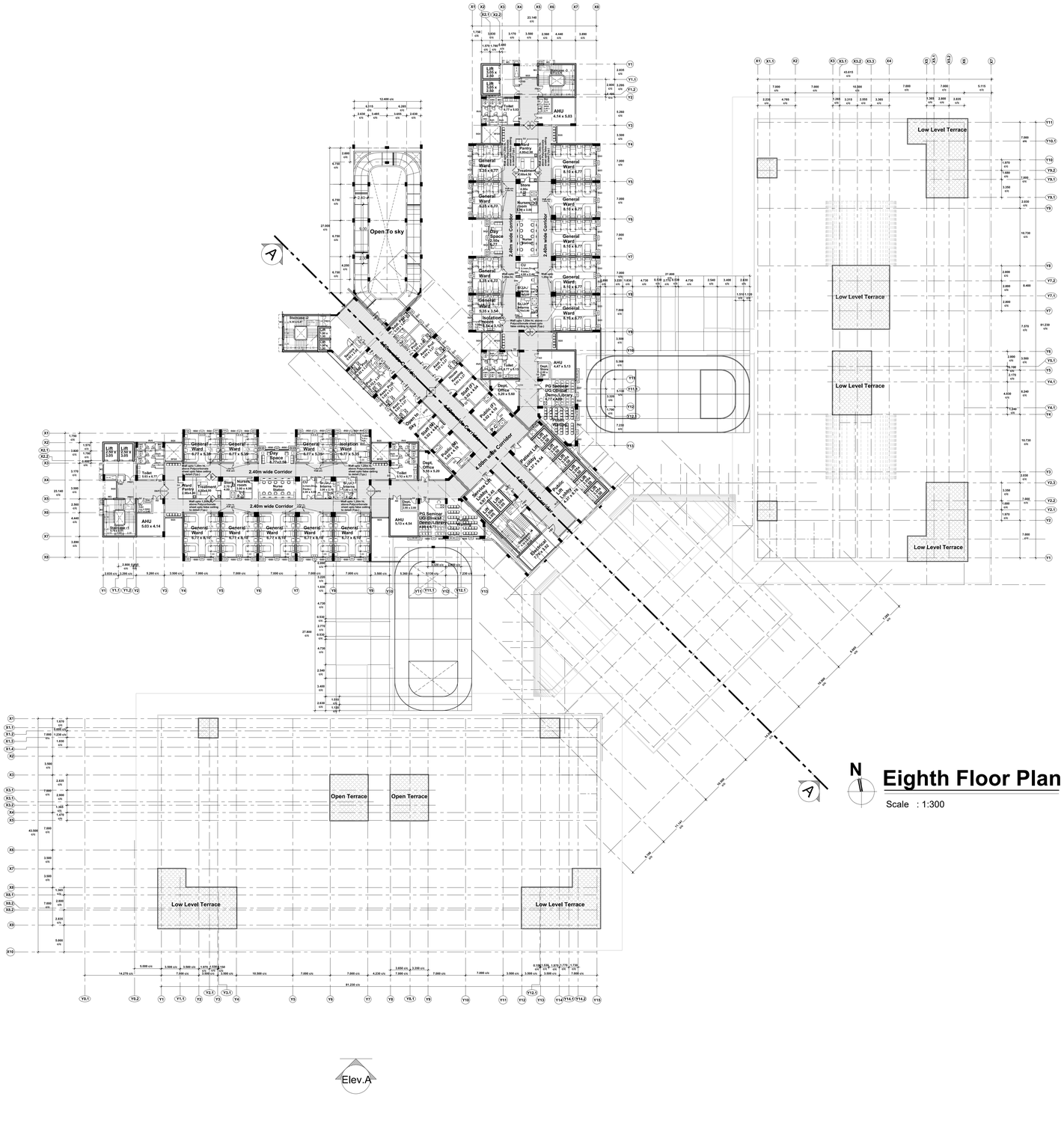

Eighth Floor Plan

Scale : 1:300

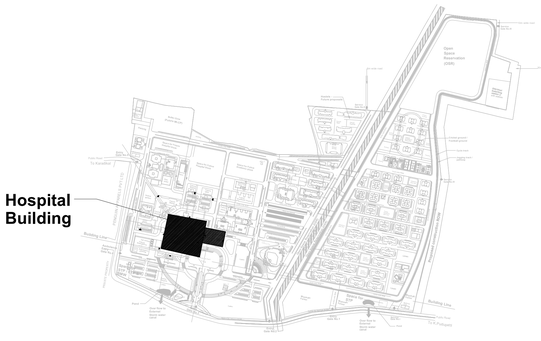

Sheet Number : 9 of 14
Building Name : Proposed Hospital Building
-IPD(GF+11 Floors)
-OPD(GF+5 Floors)
-Emergency & Trauma(GF+5 Floors)
-Administravtive(GF+3 Floors)
Block Number : 01 of 42
Title : Eighth Floor Plan

PLAN SHOWING THE PROPOSED HOSPITAL BUILDING AT AIIMS MADURAI ., S.NO: 12/1, 12/2, 22/4, 23/2B, 23/3, 23/4B, 23/5, 23/6B,23/7B, 23/8, 23/9,24, 25/1, 25/2, 25/3, 26/2, 30, 31/1,32/1,33/1,34/1, 35, 36, 37/1, 38/1, 39, 40, 41, 42/1, 42/2, 43/1, 44/1,44/2, 45/1, 45/2, 46/1, 46/2, 47/1, 47/2, 47/3, 48/1, 48/2, 48/3,49/1, 49/2, 49/3, 50/1, 50/2, 50/3 53/1, K.PUDUPATTI VILLAGE, THIRUPPARANKUNDRAM TALUK, MADURAI DISTRICT, TAMIL NADU FOR SETTING UP OF ALL INDIA INSTITUTE OF MEDICAL SCIENCES (AIIMS), MADURAI. (SUPPORTED BY JICA) Loan No. - ID- P291 UNDER PMSSY DIVISION, MINISTRY OF HEALTH & FAMILY WELFARE GOVERNMENT OF INDIA.

NOTE : ALL DIMENSIONS AREA IN METRE

SPECIFICATION :

FOUNDATION	:	RCC 1:11/2:3 M25 Concrete Column footing Laid Over sand filling and PCC 1:4:8.
RCC WORK	:	All Columns, Beams, Roof Slab, Lintel.& Sunshade are in CC 1:11/2:3(M-25)
BRICKWORK	:	B.W in Basement & Superstructure are in CM 1:5.
JOINERY	:	Joineries are made with Steel (or) first class teak wood.
WEATHERING COURSE	:	9" x 9" Pressed Tiles laid over the Brick Jelly with Lime mortor and sloped with water proofing compound.
PLASTERING	:	Ceiling plastering with CM 1:3Inside & Outside walls are plastering with CM 1:4.
PAINTING	:	White washing with two coats over the one coat of primer for Ceiling.Colour washing with two coats over one coat of primer for all Walls.

SCHEDULE OF JOINERIES

Da	0.60 x 2.00	Door (Duct)
Db	1.00 x 2.00	Door (Duct)
D1	0.80 x 2.10	Single Door (inside Toilet)
D1a	0.80 x 2.10	Single Door (Attached Toilet)
D2	1.00 x 2.40	Single Door
D2a	1.00 x 2.40	Single Door (Toilet)
SD	1.05 x 2.40	Sliding Door (P.C toilet)
D3	1.20 x 2.40	Single Door (Toilet main door)
D3a	1.20 x 2.40	Single Door (MEP)
FDD	1.20 x 2.40	Fire Duct (Double door)
FRD	1.20 x 2.40	Fire Rated (Electrical)
AD	1.50 x 2.40	Acoustic door
D4	1.50 x 2.40	Double Door
D4a	1.50 x 2.40	Double Door (1/3 door)
D4b	1.50 x 2.40	Lead lined door
ED	2.00 x 2.40	Double Door (Entrance Double Swing)
FRD1	2.00 x 2.40	Fire Rated (Double Door)
D5	2.00 x 2.40	Double Door (Double Swing)
D6/FG	2.40 x 2.40 (FG-2.40xVaries)	Double Leaf steel door (Double Swing) with Vision Panel and door above fixed glazing up to falseceiling height
SED	2.40 x 2.40	Double Door (Exit)
FRD2	2.40 x 2.40	Fire Rated (Double Door - Ramp)
SLD	4.00 x 2.40	Sliding door
SW3	1.80 x 1.50	Window
W3	1.80 x 1.50	Window
Sp.G	2.00 x 1.50	Lead Lined Glass
FG3	1.80 x 1.20	Fixed Glazing
FG4	2.40 x 1.20	Fixed Glazing
SFG5	3.00 x Varies	Fixed Glazing (Open To Sky)
SFG6	4.00 x Varies	Fixed Glazing (Open To Sky)
SG1	1.00 x Varies	Structural Glazing (Facade)
SG3	1.80 x Varies	Structural Glazing (Facade)
SG4	2.40 x Varies	Structural Glazing (Facade)
SG5	3.00 x Varies	Structural Glazing (Facade)
SG6	4.00 x Varies	Structural Glazing (Facade)
V1	0.60 x 0.90	Ventilator
RV1	0.60 x 0.90	Roof Level Ventilator
RV2	0.75 x 0.90	Roof Level Ventilator
RV4	1.20 x 0.90	Roof Level Ventilator
RV5	1.50 x 0.90	Roof Level Ventilator
RV6	1.80 x 0.90	Roof Level Ventilator
SV5	3.00 x 0.60	Ventilator (Top-Hung Ventilator)

COLOUR INDEX :
PROPOSED
BOUNDARY
ROAD
DRIVEWAY

REFERENCE :

N

DRAWING TITLE :

Eighth Floor Plan

APPLICANT :

लेफ्टिनेंट कर्नल अलोक देवरानी
Lt. Col Alok Devrani
अधीक्षण अभियंता / Superintending Engineer
अखिल भारतीय आयुर्विज्ञान संस्थान, मदुरै
All India Institute of Medical Sciences, Madurai
स्वास्थ्य और परिवार कल्याण मंत्रालय, भारत सरकार
Ministry of Health and Family Welfare, Govt of India

All India Institute of Medical Sciences (AIIMS)
Madurai, Tamil Nadu
Under PMSSY Division, Ministry of Health & Family Welfare, Government of India

ARCHITECT / REGISTERED ENGINEER :

D. MUKESH
Registered Architect,
Council of Architecture,
(CA/90/12779)
Registered Architect Grade-I, DTCP,
Registration No: 05/RA-I/2019
Salem - 636 004.

REGISTERED STRUCTURAL ENGINEER :

R. SIVAGAMI, M.E(Struct).,
Structural Engineer
Mukesh & Associates
Consultants & Engineers
Division - 2
Narasothipatty, Salem-636004.
Reg. No: DTCP/SALEM/RSE-1/005/2020

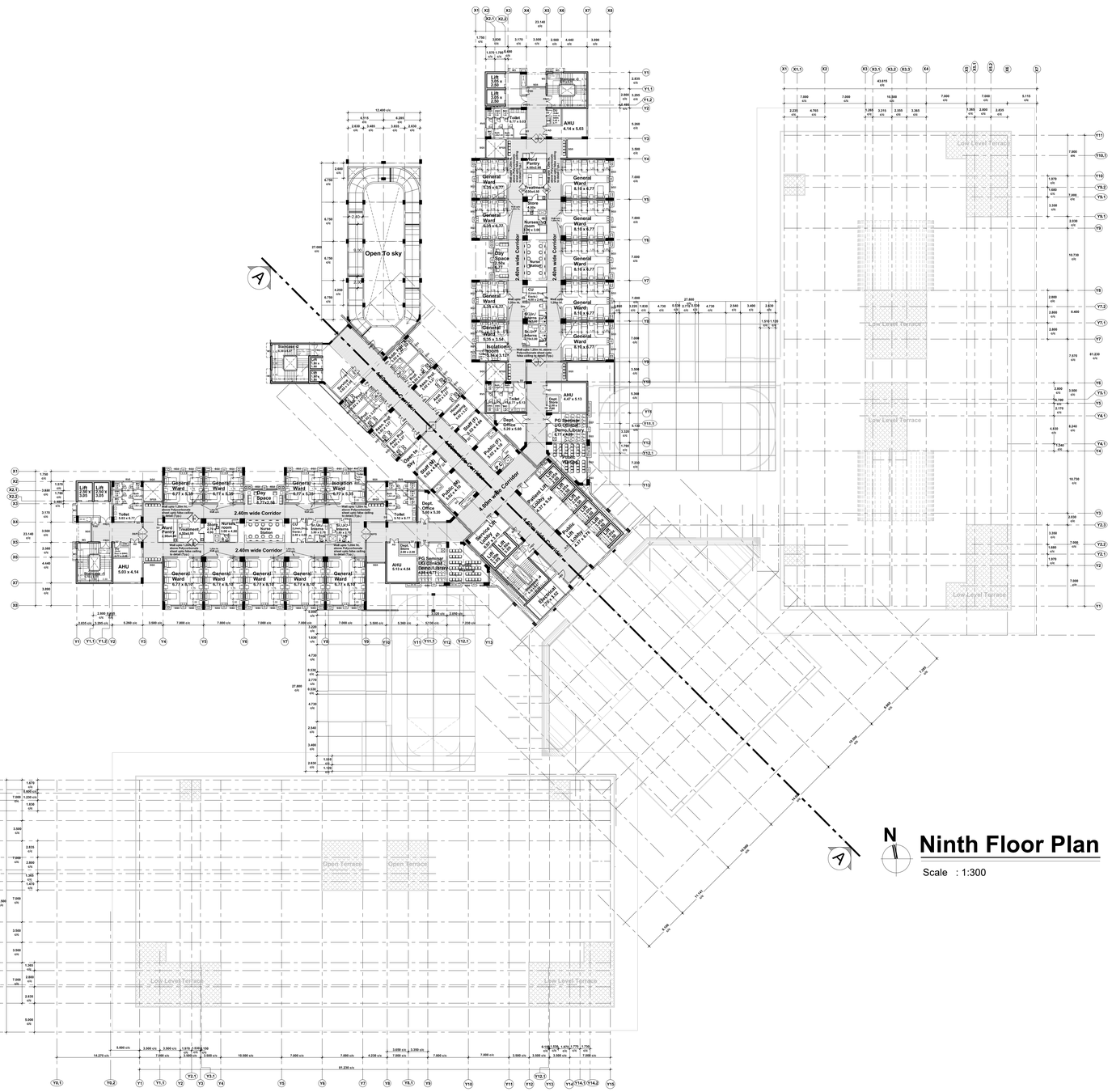

Ninth Floor Plan

Scale : 1:300

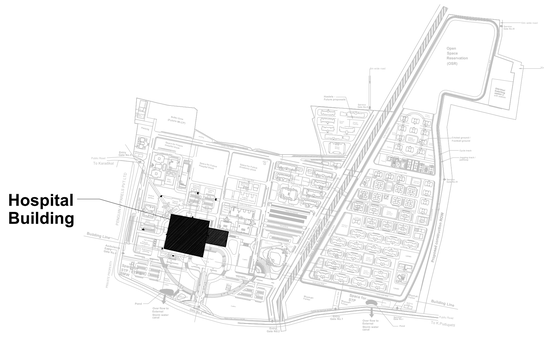

Sheet Number	**: 10 of 14**
Building Name	**: Proposed Hospital Building -IPD(GF+11 Floors) -OPD(GF+5 Floors) -Emergency & Trauma(GF+5 Floors) -Administravtive(GF+3 Floors)**
Block Number	**: 01 of 42**
Title	**: Ninth Floor Plan**

PLAN SHOWING THE PROPOSED HOSPITAL BUILDING AT AIIMS MADURAI ., S.NO: 12/1, 12/2, 22/4, 23/2B, 23/3, 23/4B, 23/5, 23/6B,23/7B, 23/8, 23/9,24, 25/1, 25/2, 25/3, 26/2, 30, 31/1,32/1,33/1,34/1, 35, 36, 37/1, 38/1, 39, 40, 41, 42/1, 42/2, 43/1, 44/1,44/2, 45/1, 45/2, 46/1, 46/2, 47/1, 47/2, 47/3, 48/1, 48/2, 48/3,49/1, 49/2, 49/3, 50/1, 50/2, 50/3 53/1, K.PUDUPATTI VILLAGE, THIRUPPARANKUNDRAM TALUK, MADURAI DISTRICT, TAMIL NADU FOR SETTING UP OF ALL INDIA INSTITUTE OF MEDICAL SCIENCES (AIIMS), MADURAI. (SUPPORTED BY JICA) Loan No. - ID- P291 UNDER PMSSY DIVISION, MINISTRY OF HEALTH & FAMILY WELFARE GOVERNMENT OF INDIA.

NOTE : ALL DIMENSIONS AREA IN METRE

SPECIFICATION :

FOUNDATION	: RCC 1:11/2:3 M25 Concrete Column footing Laid Over sand filling and PCC 1:4:8.
RCC WORK	: All Columns, Beams, Roof Slab, Lintel.& Sunshade are in CC 1:11/2:3(M-25)
BRICKWORK	: B.W in Basement & Superstructure are in CM 1:5.
JOINERY	: Joineries are made with Steel (or) first class teak wood.
WEATHERING COURSE	: 9" x 9" Pressed Tiles laid over the Brick Jelly with Lime mortor and sloped with water proofing compound.
PLASTERING	: Ceiling plastering with CM 1:3Inside & Outside walls are plastering with CM 1:4.
PAINTING	: White washing with two coats over the one coat of primer for Ceiling.Colour washing with two coats over one coat of primer for all Walls.

SCHEDULE OF JOINERIES

Da	0.60 x 2.00	Door (Duct)
Db	1.00 x 2.00	Door (Duct)
D1	0.80 x 2.10	Single Door (inside Toilet)
D1a	0.80 x 2.10	Single Door (Attached Toilet)
D2	1.00 x 2.40	Single Door
D2a	1.00 x 2.40	Single Door (Toilet)
SD	1.05 x 2.40	Sliding Door (P.C toilet)
D3	1.20 x 2.40	Single Door (Toilet main door)
D3a	1.20 x 2.40	Single Door (MEP)
FDD	1.20 x 2.40	Fire Duct (Double door)
FRD	1.20 x 2.40	Fire Rated (Electrical)
AD	1.50 x 2.40	Acoustic door
D4	1.50 x 2.40	Double Door
D4a	1.50 x 2.40	Double Door (1/3 door)
D4b	1.50 x 2.40	Lead lined door
ED	2.00 x 2.40	Double Door (Entrance Double Swing)
FRD1	2.00 x 2.40	Fire Rated (Double Door)
D5	2.00 x 2.40	Double Door (Double Swing)
D6/FG	2.40 x 2.40 (FG-2.40xVaries)	Double Leaf steel door (Double Swing) with Vision Panel and door above fixed glazing up to falseceiling height
SED	2.40 x 2.40	Double Door (Exit)
FRD2	2.40 x 2.40	Fire Rated (Double Door - Ramp)
SLD	4.00 x 2.40	Sliding door
SW3	1.80 x 1.50	Window
W3	1.80 x 1.50	Window
Sp.G	2.00 x 1.50	Lead Lined Glass
FG3	1.80 x 1.20	Fixed Glazing
FG4	2.40 x 1.20	Fixed Glazing
SFG5	3.00 x Varies	Fixed Glazing (Open To Sky)
SFG6	4.00 x Varies	Fixed Glazing (Open To Sky)
SG1	1.00 x Varies	Structural Glazing (Facade)
SG3	1.80 x Varies	Structural Glazing (Facade)
SG4	2.40 x Varies	Structural Glazing (Facade)
SG5	3.00 x Varies	Structural Glazing (Facade)
SG6	4.00 x Varies	Structural Glazing (Facade)
V1	0.60 x 0.90	Ventilator
RV1	0.60 x 0.90	Roof Level Ventilator
RV2	0.75 x 0.90	Roof Level Ventilator
RV4	1.20 x 0.90	Roof Level Ventilator
RV5	1.50 x 0.90	Roof Level Ventilator
RV6	1.80 x 0.90	Roof Level Ventilator
SV5	3.00 x 0.60	Ventilator (Top-Hung Ventilator)

COLOUR INDEX :

PROPOSED
BOUNDARY
ROAD
DRIVEWAY

REFERENCE :

N

DRAWING TITLE :

Ninth Floor Plan

APPLICANT :

लेफ्टिनेंट कर्नल आलोक देवरानी
Lt. Col Alok Devrani
अधीक्षण अभियंता / Superintending Engineer
अखिल भारतीय आयुर्विज्ञान संस्थान, मदुरै
All India Institute of Medical Sciences, Madurai
स्वास्थ्य और परिवार कल्याण मंत्रालय, भारत सरकार
Ministry of Health and Family Welfare, Govt of India

All India Institute of Medical Sciences (AIIMS) Madurai, Tamil Nadu
Under PMSSY Division, Ministry of Health & Family Welfare, Government of India

ARCHITECT / REGISTERED ENGINEER :

D. MUKESH
Registered Architect,
Council of Architecture,
(CA/90/12779)
Registered Architect Grade-I, DTCP,
Registration No: 05/RA-I/2019
Salem - 636 004,

REGISTERED STRUCTURAL ENGINEER :

P. SIVAGAMI, M.E(Struct).,
Structural Engineer
Mukesh & Associates
Consultants & Engineers
Division - 2
Narasothipatty, Salem - 636004.
Reg. No: DTCP/SALEM/RSE-1/005/2020

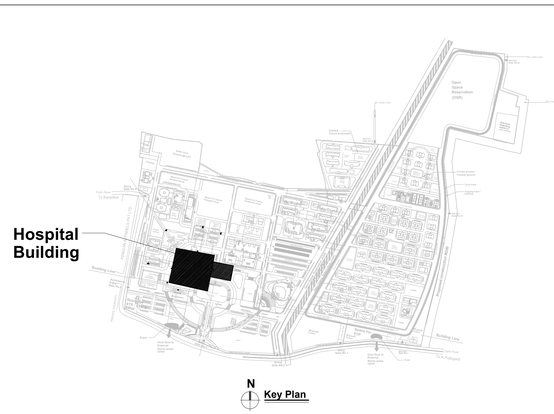

Sheet Number : 11 of 14
Building Name : Proposed Hospital Building
-IPD(GF+11 Floors)
-OPD(GF+5 Floors)
-Emergency & Trauma(GF+5 Floors)
-Administravtive(GF+3 Floors)
Block Number : 01 of 42
Title : Tenth Floor Plan

PLAN SHOWING THE PROPOSED HOSPITAL BUILDING AT AIIMS MADURAI ., S.NO: 12/1, 12/2, 22/4, 23/2B, 23/3, 23/4B, 23/5, 23/6B,23/7B, 23/8, 23/9,24, 25/1, 25/2, 25/3, 26/2, 30, 31/1,32/1,33/1,34/1, 35, 36, 37/1, 38/1, 39, 40, 41, 42/1, 42/2, 43/1, 44/1,44/2, 45/1, 45/2, 46/1, 46/2, 47/1, 47/2, 47/3, 48/1, 48/2, 48/3,49/1, 49/2, 49/3, 50/1, 50/2, 50/3 53/1, K.PUDUPATTI VILLAGE, THIRUPPARANKUNDRAM TALUK, MADURAI DISTRICT, TAMIL NADU FOR SETTING UP OF ALL INDIA INSTITUTE OF MEDICAL SCIENCES (AIIMS), MADURAI. (SUPPORTED BY JICA) Loan No. - ID- P291 UNDER PMSSY DIVISION, MINISTRY OF HEALTH & FAMILY WELFARE GOVERNMENT OF INDIA.

NOTE : ALL DIMENSIONS AREA IN METRE

SPECIFICATION :

FOUNDATION	:	RCC 1:11/2:3 M25 Concrete Column footing Laid Over sand filling and PCC 1:4:8.
RCC WORK	:	All Columns, Beams, Roof Slab, Lintel.& Sunshade are in CC 1:11/2:3(M-25)
BRICKWORK	:	B.W in Basement & Superstructure are in CM 1:5.
JOINERY	:	Joineries are made with Steel (or) first class teak wood.
WEATHERING COURSE	:	9" x 9" Pressed Tiles laid over the Brick Jelly with Lime mortor and sloped with water proofing compound.
PLASTERING	:	Ceiling plastering with CM 1:3Inside & Outside walls are plastering with CM 1:4.
PAINTING	:	White washing with two coats over the one coat of primer for Ceiling.Colour washing with two coats over one coat of primer for all Walls.

SCHEDULE OF JOINERIES

Da	0.60 x 2.00	Door (Duct)
Db	1.00 x 2.00	Door (Duct)
D1	0.80 x 2.10	Single Door (inside Toilet)
D1a	0.80 x 2.10	Single Door (Attached Toilet)
D2	1.00 x 2.40	Single Door
D2a	1.00 x 2.40	Single Door (Toilet)
SD	1.05 x 2.40	Sliding Door (P.C toilet)
D3	1.20 x 2.40	Single Door (Toilet main door)
D3a	1.20 x 2.40	Single Door (MEP)
FDD	1.20 x 2.40	Fire Duct (Double door)
FRD	1.20 x 2.40	Fire Rated (Electrical)
AD	1.50 x 2.40	Acoustic door
D4	1.50 x 2.40	Double Door
D4a	1.50 x 2.40	Double Door (1/3 door)
D4b	1.50 x 2.40	Lead lined door
ED	2.00 x 2.40	Double Door (Entrance Double Swing)
FRD1	2.00 x 2.40	Fire Rated (Double Door)
D5	2.00 x 2.40	Double Door (Double Swing)
D6/FG	2.40 x 2.40 (FG-2.40xVaries)	Double Leaf steel door (Double Swing) with Vision Panel and door above fixed glazing up to falseceiling height
SED	2.40 x 2.40	Double Door (Exit)
FRD2	2.40 x 2.40	Fire Rated (Double Door - Ramp)
SLD	4.00 x 2.40	Sliding door
SW3	1.80 x 1.50	Window
W3	1.80 x 1.50	Window
Sp.G	2.00 x 1.50	Lead Lined Glass
FG3	1.80 x 1.20	Fixed Glazing
FG4	2.40 x 1.20	Fixed Glazing
SFG5	3.00 x Varies	Fixed Glazing (Open To Sky)
SFG6	4.00 x Varies	Fixed Glazing (Open To Sky)
SG1	1.00 x Varies	Structural Glazing (Facade)
SG3	1.80 x Varies	Structural Glazing (Facade)
SG4	2.40 x Varies	Structural Glazing (Facade)
SG5	3.00 x Varies	Structural Glazing (Facade)
SG6	4.00 x Varies	Structural Glazing (Facade)
V1	0.60 x 0.90	Ventilator
RV1	0.60 x 0.90	Roof Level Ventilator
RV2	0.75 x 0.90	Roof Level Ventilator
RV4	1.20 x 0.90	Roof Level Ventilator
RV5	1.50 x 0.90	Roof Level Ventilator
RV6	1.80 x 0.90	Roof Level Ventilator
SV5	3.00 x 0.60	Ventilator (Top-Hung Ventilator)

COLOUR INDEX :
PROPOSED
BOUNDARY
ROAD
DRIVEWAY

REFERENCE :

N

DRAWING TITLE :

Tenth Floor Plan

APPLICANT :

लेफ्टिनेंट कर्नल आलोक देवरानी
Lt. Col Alok Devrani
अधीक्षण अभियंता / Superintending Engineer
अखिल भारतीय आयुर्विज्ञान संस्थान, मदुरै
All India Institute of Medical Sciences, Madurai
स्वास्थ्य और परिवार कल्याण मंत्रालय, भारत सरकार
Ministry of Health and Family Welfare, Govt of India

All India Institute of Medical Sciences (AIIMS)
Madurai, Tamil Nadu
Under PMSSY Division, Ministry of Health & Family Welfare, Government of India

ARCHITECT / REGISTERED ENGINEER :

D. MUKESH
Registered Architect,
Council of Architecture,
(CA/90/12779)
Registered Architect Grade-I, DTCP,
Registration No: 05/RA-I/2019
Salem - 636 004.

REGISTERED STRUCTURAL ENGINEER :

R. SIVAGAMI, M.E(Struct).,
Structural Engineer
Mukesh & Associates
Consultants & Engineers
Division - 2
Narasothipatty, Salem-636004.
Reg. No: DTCP/SALEM/RSE-1/005/2020

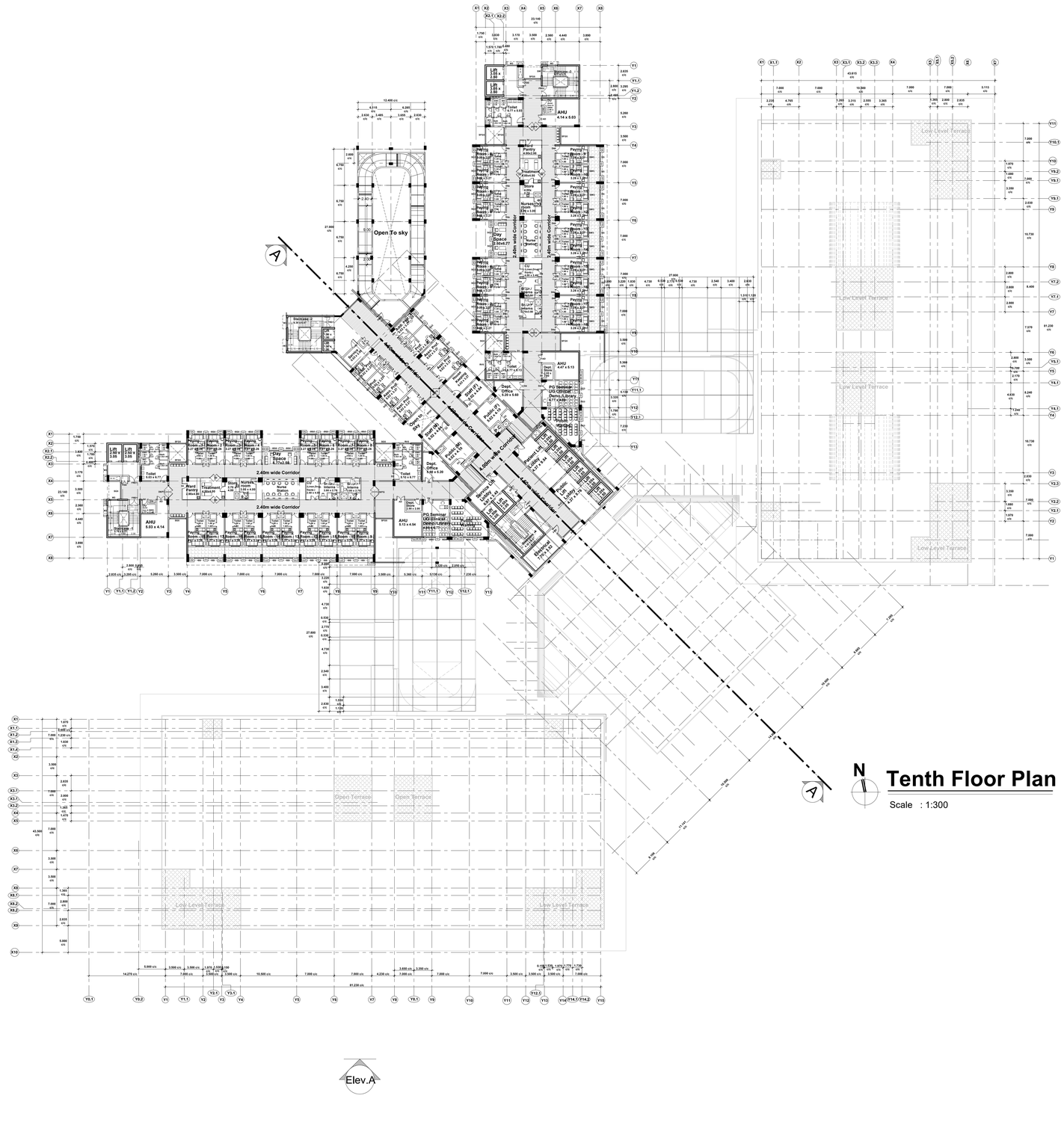

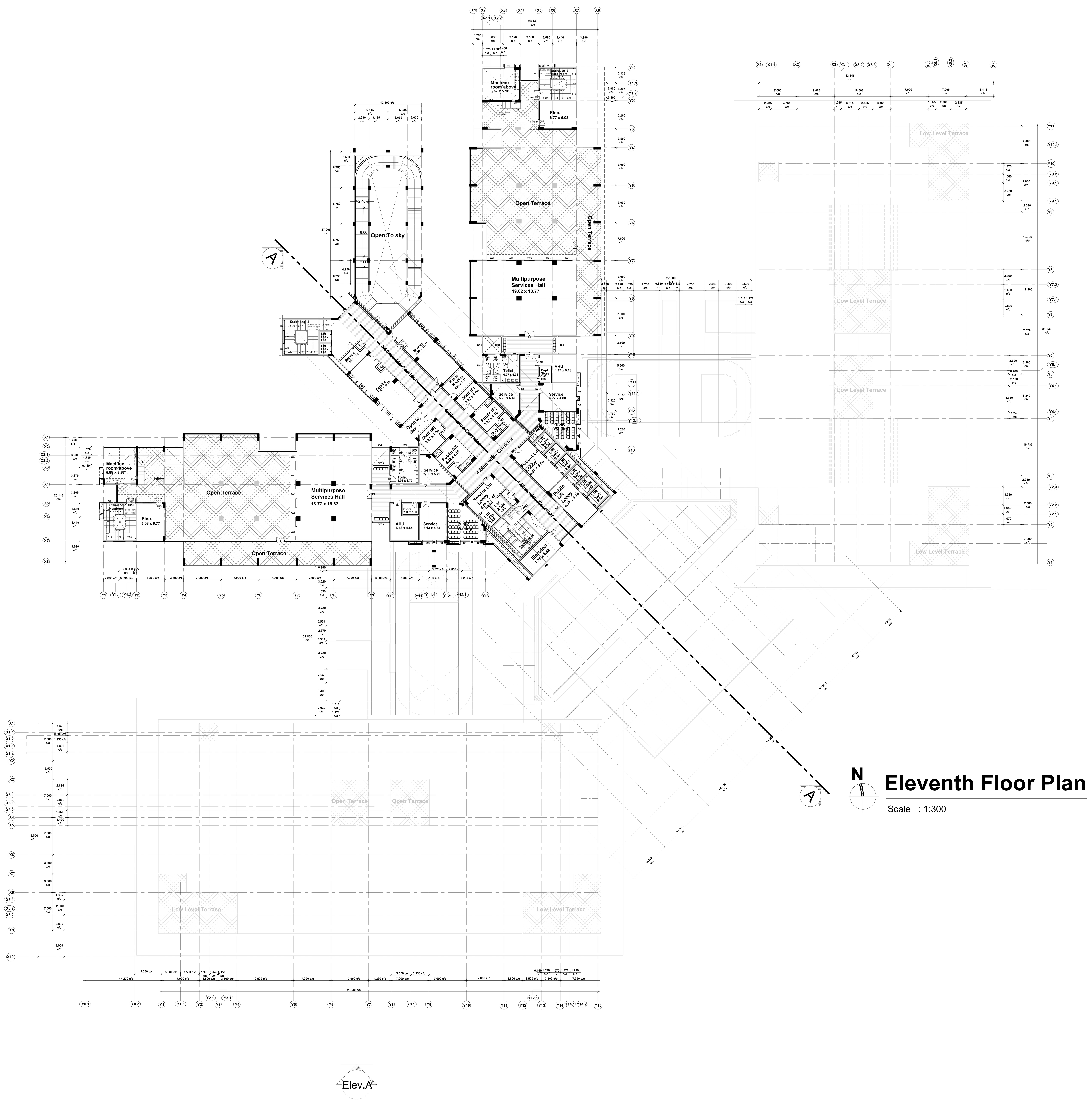

Eleventh Floor Plan

Scale : 1:300

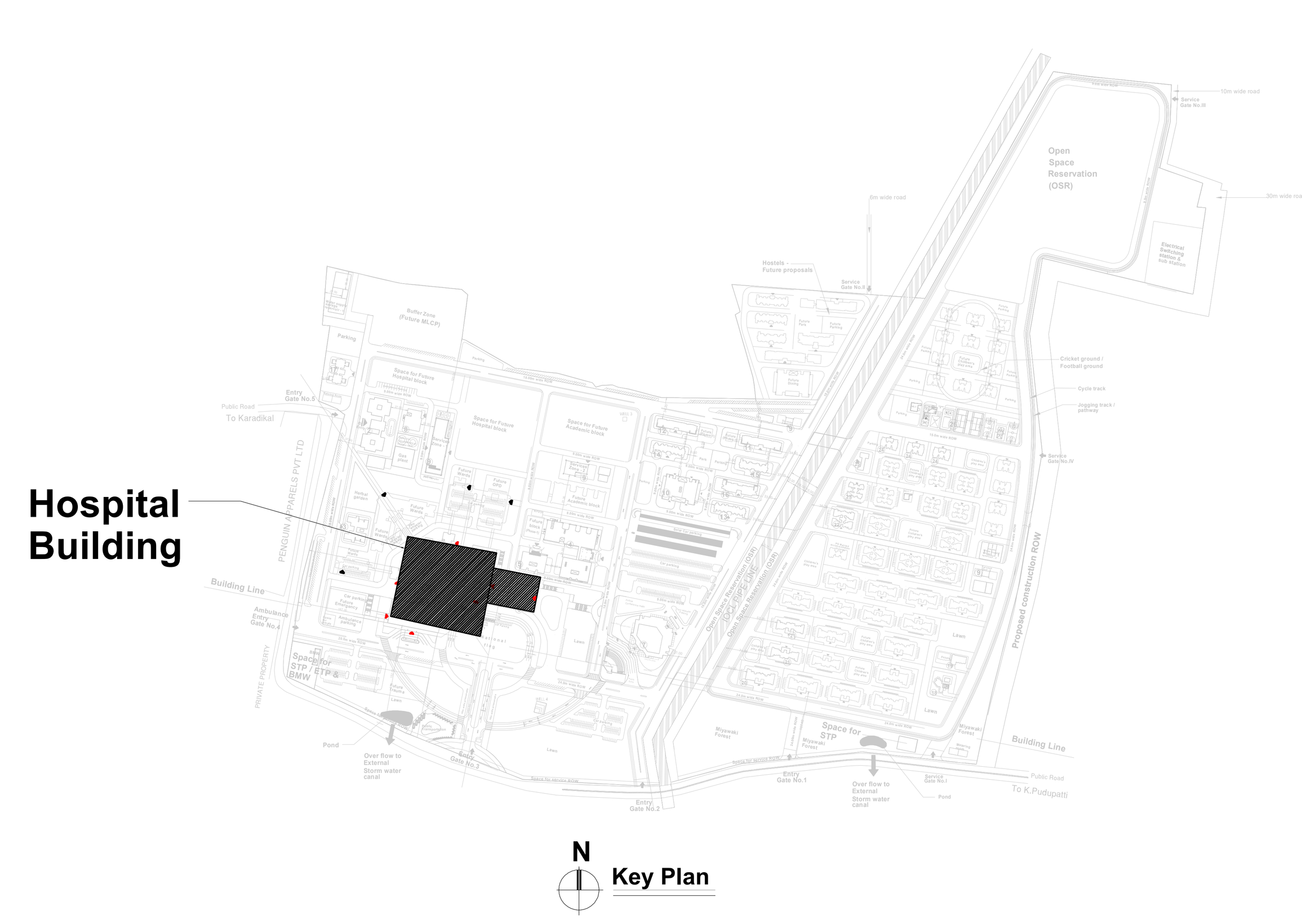

Sheet Number	:	12 of 14
Building Name	:	Proposed Hospital Building -IPD(GF+11 Floors) -OPD(GF+5 Floors) -Emergency & Trauma(GF+5 Floors) -Administravtive(GF+3 Floors)
Block Number	:	01 of 42
Title	:	Eleventh Floor Plan

PLAN SHOWING THE PROPOSED HOSPITAL BUILDING AT AIIMS MADURAI .,

S.NO: 12/1, 12/2, 22/4, 23/2B, 23/3, 23/4B, 23/5, 23/6B,23/7B, 23/8, 23/9,24, 25/1, 25/2, 25/3, 26/2, 30, 31/1,32/1,33/1,34/1, 35, 36, 37/1, 38/1, 39, 40, 41, 42/1, 42/2, 43/1, 44/1,44/2, 45/1, 45/2, 46/1, 46/2, 47/1, 47/2, 47/3, 48/1, 48/2, 48/3,49/1, 49/2, 49/3, 50/1, 50/2, 50/3 53/1. K.PUDUPATTI VILLAGE, THIRUPPARANKUNDRAM TALUK, MADURAI DISTRICT,

TAMIL NADU FOR SETTING UP OF ALL INDIA INSTITUTE OF MEDICAL SCIENCES (AIIMS), MADURAI. (SUPPORTED BY JICA) Loan No. - ID- P291 UNDER PMSSY DIVISION, MINISTRY OF HEALTH & FAMILY WELFARE GOVERNMENT OF INDIA.

NOTE : ALL DIMENSIONS AREA IN METRE

SPECIFICATION :

FOUNDATION	:	RCC 1:11/2:3 M25 Concrete Column footing Laid Over sand filling and PCC 1:4:8.
RCC WORK	:	All Column, Beams, Roof Slab, Lintel,& Sunshade are in CC 1:11/2:3(M-25)
BRICKWORK	:	B.W in Basement & Superstructure are in CM 1:5.
JOINERY	:	Joineries are made with Steel (or) first class teak wood.
WEATHERING COURSE	:	9" x 9" Pressed Tiles laid over the Brick Jelly with Lime mortor and sloped with water proofing compound.
PLASTERING	:	Ceiling plastering with CM 1:3Inside & Outside walls are plastering with CM 1:4.
PAINTING	:	White washing with two coats over the one coat of primer for Ceiling.Colour washing with two coats over one coat of primer for all Walls.

SCHEDULE OF JOINERIES

Da	0.60 x 2.00	Door (Duct)
Db	1.00 x 2.00	Door (Duct)
D1	0.80 x 2.10	Single Door (inside Toilet)
D1a	0.80 x 2.10	Single Door (Attached Toilet)
D2	1.00 x 2.40	Single Door
D2a	1.00 x 2.40	Single Door (Toilet)
SD	1.05 x 2.40	Sliding Door (P.C toilet)
D3	1.20 x 2.40	Single Door (Toilet main door)
D3a	1.20 x 2.40	Single Door (MEP)
FDD	1.20 x 2.40	Fire Duct (Double door)
FRD	1.20 x 2.40	Fire Rated (Electrical)
AD	1.50 x 2.40	Acoustic door
D4	1.50 x 2.40	Double Door
D4a	1.50 x 2.40	Double Door (1/3 door)
D4b	1.50 x 2.40	Lead lined door
ED	2.00 x 2.40	Double Door (Entrance Double Swing)
FRD1	2.00 x 2.40	Fire Rated (Double Door)
D5	2.00 x 2.40	Double Door (Double Swing)
D6/FG	2.40 x 2.40 (FG-2.40xVaries)	Double Leaf steel door (Double Swing) with Vision Panel and door above fixed glazing up to falseceiling height
SED	2.40 x 2.40	Double Door (Exit)
FRD2	2.40 x 2.40	Fire Rated (Double Door - Ramp)
SLD	4.00 x 2.40	Sliding door
SW3	1.80 x 1.50	Window
W3	1.80 x 1.50	Window
Sp.G	2.00 x 1.50	Lead Lined Glass
FG3	1.80 x 1.20	Fixed Glazing
FG4	2.40 x 1.20	Fixed Glazing
SFG5	3.00 x Varies	Fixed Glazing (Open To Sky)
SFG6	4.00 x Varies	Fixed Glazing (Open To Sky)
SG1	1.00 x Varies	Structural Glazing (Facade)
SG3	1.80 x Varies	Structural Glazing (Facade)
SG4	2.40 x Varies	Structural Glazing (Facade)
SG5	3.00 x Varies	Structural Glazing (Facade)
SG6	4.00 x Varies	Structural Glazing (Facade)
V1	0.60 x 0.90	Ventilator
RV1	0.60 x 0.90	Roof Level Ventilator
RV2	0.75 x 0.90	Roof Level Ventilator
RV4	1.20 x 0.90	Roof Level Ventilator
RV5	1.50 x 0.90	Roof Level Ventilator
RV6	1.80 x 0.90	Roof Level Ventilator
SV5	3.00 x 0.60	Ventilator (Top-Hung Ventilator)

COLOUR INDEX :

PROPOSED
BOUNDARY
ROAD
DRIVEWAY

REFERENCE :

N

DRAWING TITLE :

Eleventh Floor Plan

APPLICANT :

लेफ्टिनेंट कर्नल आलोक देवरानी
Lt. Col Alok Devrani
अधीक्षण अभियंता / Superintending Engineer
अखिल भारतीय आयुर्विज्ञान संस्थान, मदुरै
All India Institute of Medical Sciences, Madurai
स्वास्थ्य और परिवार कल्याण मंत्रालय, भारत सरकार
Ministry of Health and Family Welfare, Govt of India

All India Institute of Medical Sciences (AIIMS)
Madurai, Tamil Nadu
Under PMSSY Division, Ministry of Health & Family Welfare, Government of India

ARCHITECT / REGISTERED ENGINEER :

D. MUKESH
Registered Architect,
Council of Architecture,
(CA/90/12779)
Registered Architect Grade-I, DTCP,
Registration No: 05/RA-I/2019
Salem - 636 004.

REGISTERED STRUCTURAL ENGINEER :

P. SIVAGAMI, M.E(Struct).,
Structural Engineer
Mukesh & Associates
Consultants & Engineers
Division - 2,
Narasothipatty, Salem - 636 004.
Reg. No: DTCP/SALEM/RSE-1/005/2020

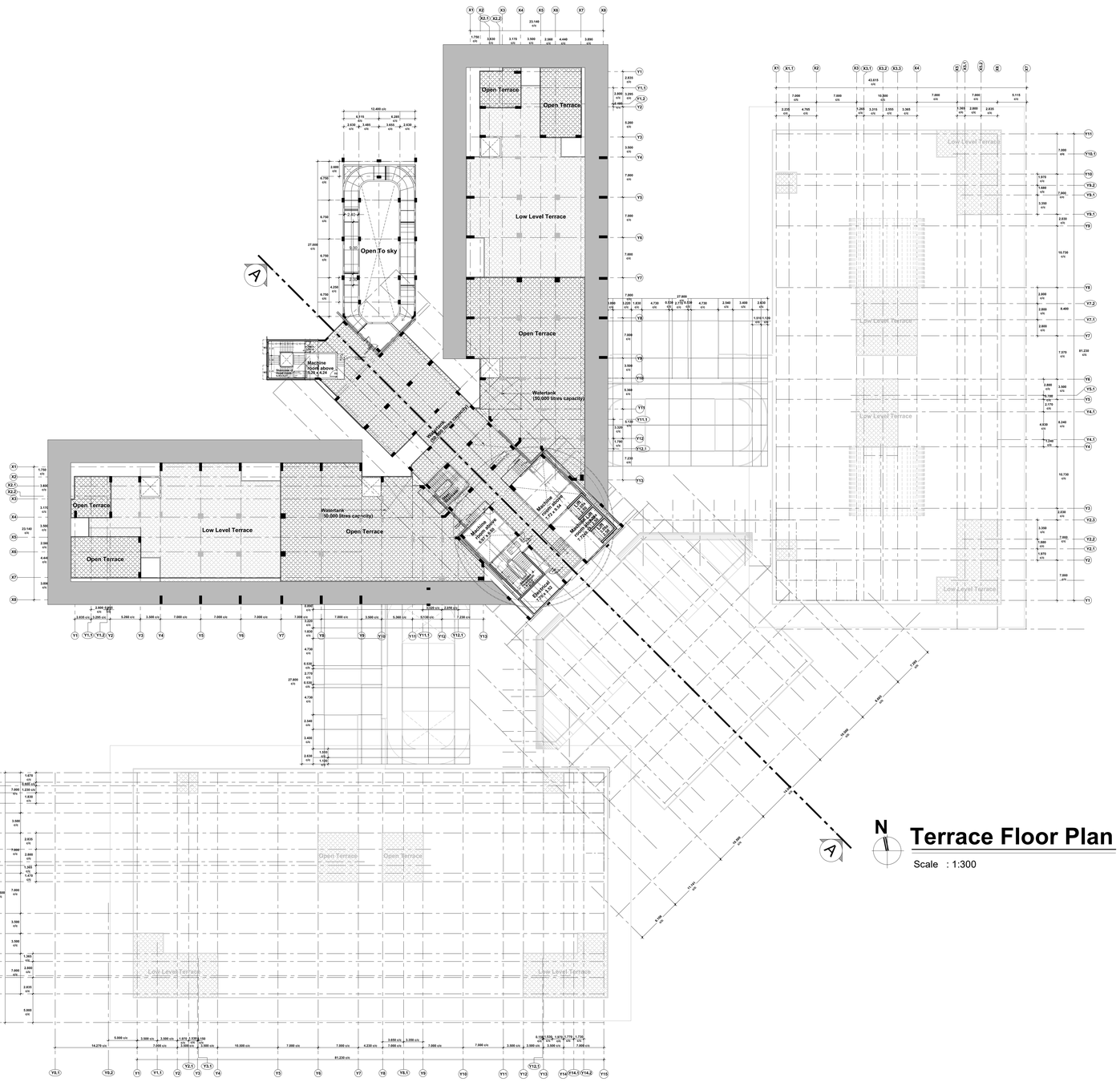
Open Terrace
Low Level Terrace
Open To sky
Machine room above 5.00 x 4.24
Watertank (50,000 litres capacity)
Machine room above 7.72 x 4.24
Machine room above 3.67 x 3.66
Staircase Type A-2 Up
Staircase Type A-2 Dn
Lift Machine room above 2.74 x 2.74
Lift Machine room above 2.74 x 2.74
Open Terrace
Low Level Terrace
Open Terrace
Open Terrace
Low Level Terrace
Open Terrace
Open Terrace
Low Level Terrace
Low Level Terrace
Low Level

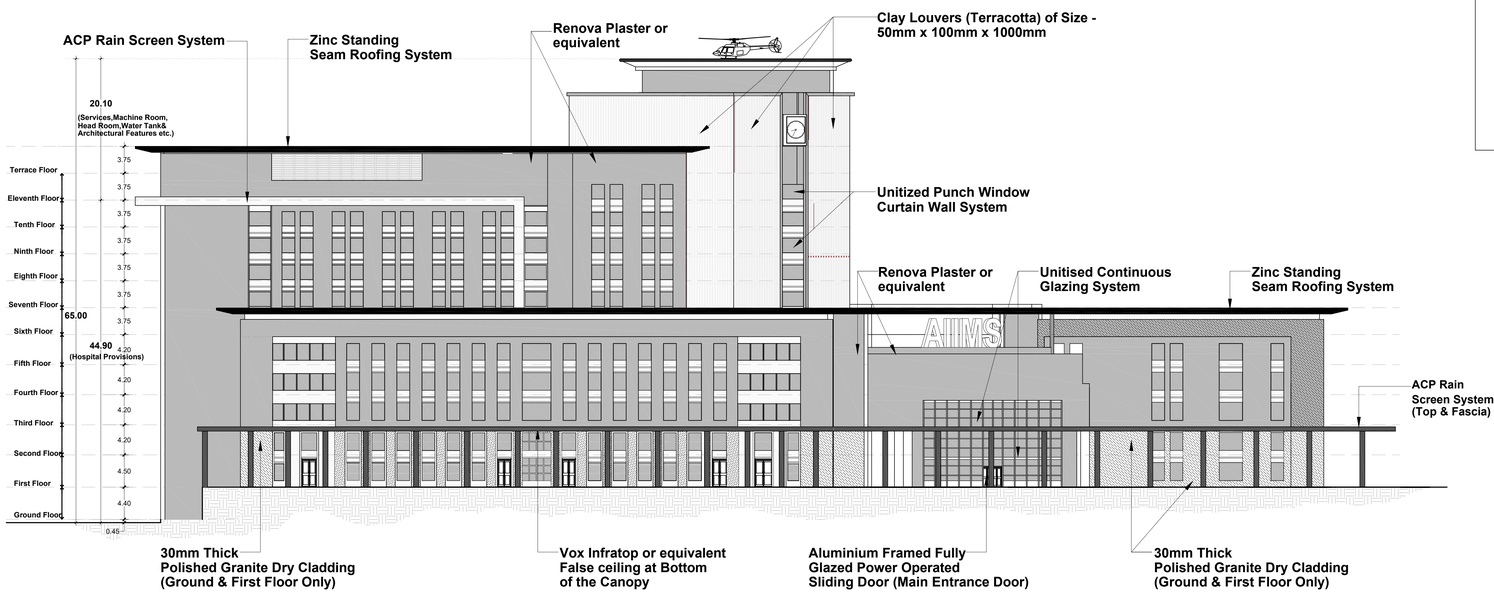

Elevation - A

Scale : 1:300

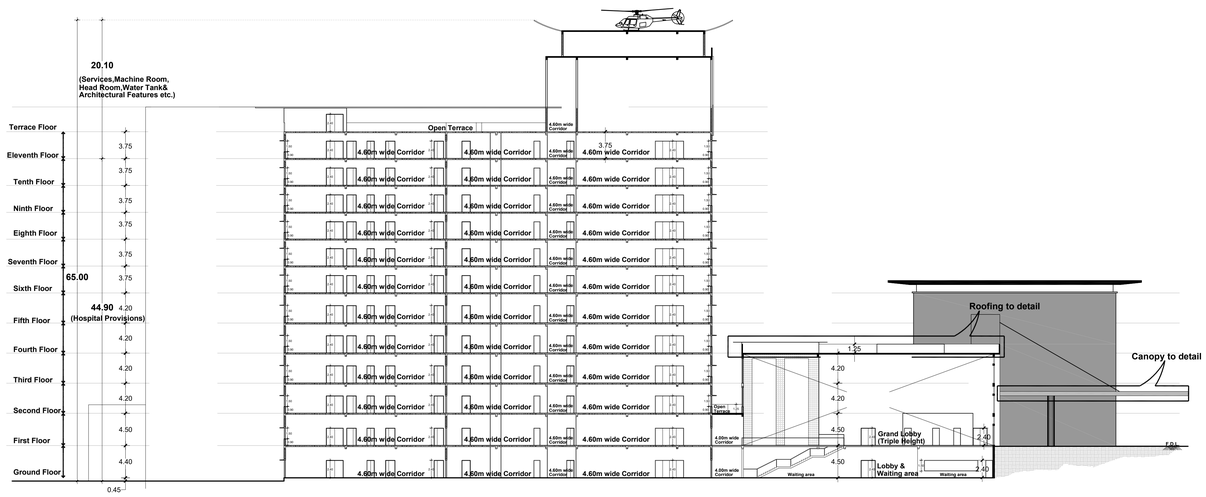

Section A-A

Scale : 1:300



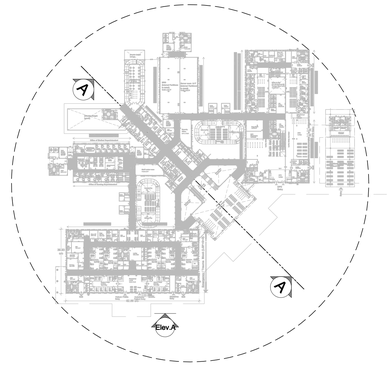

Key Plan

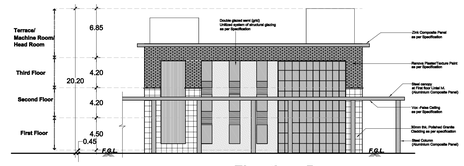

Elevation - B

Scale : 1:300

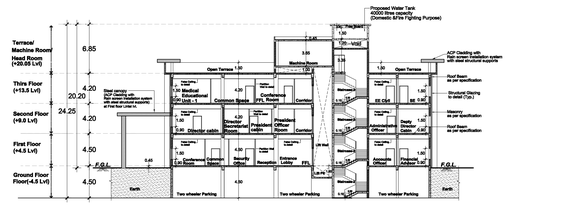

Section 'B-B'

Scale : 1:300

Sheet Number	: 14 of 14
Building Name	: Proposed Hospital Building -IPD(GF+11 Floors) -OPD(GF+5 Floors) -Emergency & Trauma(GF+5 Floors) -Administravtive(GF+3 Floors)
Block Number	: 01 of 42
Title	: Section & Elevation

PLAN SHOWING THE PROPOSED HOSPITAL BUILDING AT AIIMS MADURAI .,

S.NO: 12/1, 12/2, 22/4, 23/2B, 23/3, 23/4B, 23/5, 23/6B,23/7B, 23/8, 23/9,24, 25/1, 25/2, 25/3, 26/2, 30, 31/1,32/1,33/1,34/1, 35, 36, 37/1, 38/1, 39, 40, 41, 42/1, 42/2, 43/1, 44/1,44/2, 45/1, 45/2, 46/1, 46/2, 47/1, 47/2, 47/3, 48/1, 48/2, 48/3,49/1, 49/2, 49/3, 50/1, 50/2, 50/3 53/1, K.PUDUPATTI VILLAGE, THIRUPPARANKUNDRAM TALUK, MADURAI DISTRICT, TAMIL NADU FOR SETTING UP OF ALL INDIA INSTITUTE OF MEDICAL SCIENCES (AIIMS), MADURAI. (SUPPORTED BY JICA) Loan No. - ID- P291 UNDER PMSSY DIVISION, MINISTRY OF HEALTH & FAMILY WELFARE GOVERNMENT OF INDIA.

NOTE : ALL DIMENSIONS AREA IN METRE

SPECIFICATION :

FOUNDATION	: RCC 1:11/2:3 M25 Concrete Column footing Laid Over sand filling and PCC 1:4:8.
RCC WORK	: All Column, Beams, Roof Slab, Lintel,& Sunshade are in CC 1:11/2:3(M-25)
BRICKWORK	: B.W in Basement & Superstructure are in CM 1:5.
JOINERY	: Joineries are made with Steel (or) first class teak wood.
WEATHERING COURSE	: 9" x 9" Pressed Tiles laid over the Brick Jelly with Lime mortor and sloped with water proofing compound.
PLASTERING	: Ceiling plastering with CM 1:3Inside & Outside walls are plastering with CM 1:4.
PAINTING	: White washing with two coats over the one coat of primer for Ceiling.Colour washing with two coats over one coat of primer for all Walls.

SCHEDULE OF JOINERIES

Da	0.60 x 2.00	Door (Duct)
Db	1.00 x 2.00	Door (Duct)
D1	0.80 x 2.10	Single Door (inside Toilet)
D1a	0.80 x 2.10	Single Door (Attached Toilet)
D2	1.00 x 2.40	Single Door
D2a	1.00 x 2.40	Single Door (Toilet)
SD	1.05 x 2.40	Sliding Door (P.C toilet)
D3	1.20 x 2.40	Single Door (Toilet main door)
D3a	1.20 x 2.40	Single Door (MEP)
FDD	1.20 x 2.40	Fire Duct (Double door)
FRD	1.20 x 2.40	Fire Rated (Electrical)
AD	1.50 x 2.40	Acoustic door
D4	1.50 x 2.40	Double Door
D4a	1.50 x 2.40	Double Door (1/3 door)
D4b	1.50 x 2.40	Lead lined door
ED	2.00 x 2.40	Double Door (Entrance Double Swing)
FRD1	2.00 x 2.40	Fire Rated (Double Door)
D5	2.00 x 2.40	Double Door (Double Swing)
D6/FG	2.40 x 2.40 (FG-2.40xVaries)	Double Leaf steel door (Double Swing) with Vision Panel and door above fixed glazing up to falseceiling height
SED	2.40 x 2.40	Double Door (Exit)
FRD2	2.40 x 2.40	Fire Rated (Double Door - Ramp)
SLD	4.00 x 2.40	Sliding door
SW3	1.80 x 1.50	Window
W3	1.80 x 1.50	Window
Sp.G	2.00 x 1.50	Lead Lined Glass
FG3	1.80 x 1.20	Fixed Glazing
FG4	2.40 x 1.20	Fixed Glazing
SFG5	3.00 x Varies	Fixed Glazing (Open To Sky)
SFG6	4.00 x Varies	Fixed Glazing (Open To Sky)
SG1	1.00 x Varies	Structural Glazing (Facade)
SG3	1.80 x Varies	Structural Glazing (Facade)
SG4	2.40 x Varies	Structural Glazing (Facade)
SG5	3.00 x Varies	Structural Glazing (Facade)
SG6	4.00 x Varies	Structural Glazing (Facade)
V1	0.60 x 0.90	Ventilator
RV1	0.60 x 0.90	Roof Level Ventilator
RV2	0.75 x 0.90	Roof Level Ventilator
RV4	1.20 x 0.90	Roof Level Ventilator
RV5	1.50 x 0.90	Roof Level Ventilator
RV6	1.80 x 0.90	Roof Level Ventilator
SV5	3.00 x 0.60	Ventilator (Top-Hung Ventilator)

COLOUR INDEX :

PROPOSED
BOUNDARY
ROAD
DRIVEWAY

REFERENCE :

N

DRAWING TITLE :

Section & Elevation

APPLICANT :

लेफ्टिनेंट कर्नल आलोक देवरानी
Lt. Col Alok Devrani
अधीक्षण अभियंता / Superintending Engineer
अखिल भारतीय आयुर्विज्ञान संस्थान, मदुरै
All India Institute of Medical Sciences, Madurai
स्वास्थ्य और परिवार कल्याण मंत्रालय, भारत सरकार
Ministry of Health and Family Welfare, Govt of India

All India Institute of Medical Sciences (AIIMS)
Madurai, Tamil Nadu
Under PMSSY Division, Ministry of Health & Family Welfare, Government of India

ARCHITECT / REGISTERED ENGINEER :

D. MUKESH
Registered Architect,
Council of Architecture,
(CA/90/12779)
Registered Architect Grade-I, DTCP,
Registration No: 05/RA-I/2019
Salem - 636 004.

REGISTERED STRUCTURAL ENGINEER :

P. SIVAGAMI, M.E(Struct).,
Structural Engineer
Mukesh & Associates
Consultants & Engineers
Division - 2,
Narasothipatty, Salem - 636004.
Reg. No: DTCP/SALEM/RSE-1/005/2020

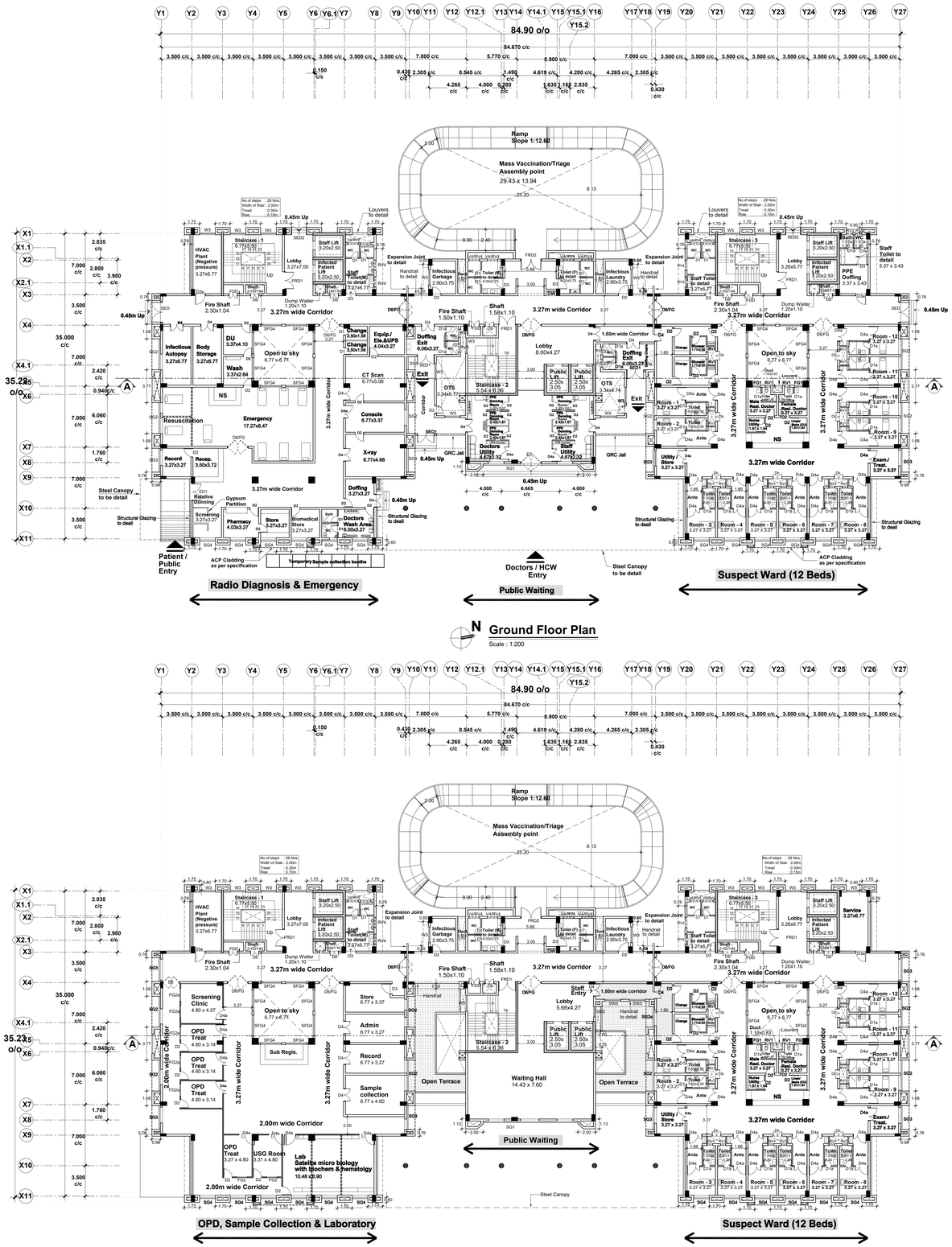

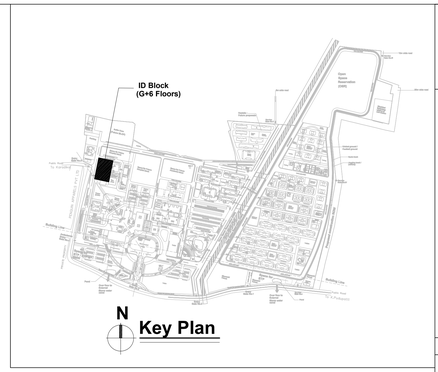

Sheet Number : 1 of 5
Building Name : Proposed ID Block (G+6)
Building Number : 2 of 42
Title : Ground & First Floor Plan

PLAN SHOWING THE PROPOSED ID BLOCK AT AIIMS MADURAI .,

S.NO: 12/1, 12/2, 22/4, 23/2B, 23/3, 23/4B, 23/5, 23/6B,23/7B, 23/8, 23/9,24, 25/1, 25/2, 25/3, 26/2, 30, 31/1,32/1,33/1,34/1, 35, 36, 37/1, 38/1, 39, 40, 41, 42/1, 42/2, 43/1, 44/1,44/2, 45/1, 45/2, 46/1, 46/2, 47/1, 47/2, 47/3, 48/1, 48/2, 48/3,49/1, 49/2, 49/3, 50/1, 50/2, 50/3 , 53/1, K.PUDUPATTI VILLAGE, THIRUPPARANKUNDRAM TALUK, MADURAI DISTRICT, TAMIL NADU FOR SETTING UP OF ALL INDIA INSTITUTE OF MEDICAL SCIENCES (AIIMS), MADURAI. (SUPPORTED BY JICA) Loan No. - ID- P291 UNDER PMSSY DIVISION, MINISTRY OF HEALTH & FAMILY WELFARE GOVERNMENT OF INDIA.

NOTE : ALL DIMENSIONS ARE IN METRE

SPECIFICATION :

FOUNDATION	:	Minimum of RCC 1:11/2:3 M25 Concrete Column footing Laid Over sand filling and PCC 1:4:8.
RCC WORK	:	All Column, Beams, Roof Slab, Lintel,& Sunshade are in Minimum of RCC 1:11/2:3(M-25)
BRICKWORK	:	B.W in Basement & Superstructure are in CM 1:5.
JOINERY	:	Joineries are made with UPVC / Aluminium / Steel (or) first class teak wood.
WEATHERING COURSE	:	9" x 9" Pressed Tiles laid over the Brick Jelly with Lime mortor and sloped with water proofing compound.
PLASTERING	:	Ceiling plastering with CM 1:3Inside & Outside walls are plastering with CM 1:4.
PAINTING	:	White washing with two coats over the one coat of primer for Ceiling.Colour washing with two coats over one coat of primer for all Walls.

SCHEDULE OF JOINERIES

Db	1.00 x 2.00	DOOR (DUCT)
D1	0.80 x 2.10	SINGLE DOOR (INSIDE TOILET)
D1a	0.80 x 2.10	SINGLE DOOR (ATTACHED TOILET)
D2	1.00 x 2.40	SINGLE DOOR
D2a	1.00 x 2.40	SINGLE DOOR (TOILET)
D3	1.20 x 2.40	SINGLE DOOR (TOILET MAIN DOOR)
D3a	1.20 x 2.40	SINGLE DOOR (MEP)
FDD	1.20 x 2.40	FIRE DUCT (DOUBLE DOOR)
D4	1.50 x 2.40	DOUBLE DOOR
D4a	1.50 x 2.40	DOUBLE DOOR (1/3 DOOR)
ED	2.40 x 2.40	DOUBLE DOOR (ENTRANCE DOOR SWING)
ED1	2.00 x 2.40	DOUBLE DOOR
FRD1	2.00 x 2.40	FIRE RATED (DOUBLE DOOR)
FRD2	2.40 x 2.40	FIRE RATED (DOUBLE DOOR)
D5	2.00 x 2.40	DOUBLE DOOR (DOUBLE SWING)
D6	2.40 x 2.40	DOUBLE DOOR (DOUBLE SWING)
D6/FG	2.40 x 2.40	DOUBLE LEAF STEEL DOOR(DOUBLE SWING) WITH VISION PANEL & DOOR (FG-2.40xVaries)
SED	2.40 x 2.40	DOUBLE DOOR (EXIT)
SED1	2.00 x 2.40	DOUBLE DOOR (EXIT)
SED2	1.80 x 2.40	DOUBLE DOOR (EXIT)
SSD	2.40 x 2.40	SPECIAL SLIDING DOOR
AD	1.50 x 2.40	ACOUSTIC DOOR
W3	1.80 x 1.50	WINDOW
SW3	1.80 x 1.50	WINDOW
SW2	1.20 x 1.50	WINDOW
FG1	0.90 x 1.50	FIXED GLASS
FG2a	1.20 x 1.50	FIXED GLASS
SFG4	2.40 x Varies	FIXED GLAZING (OPEN TO SKY)
SG1	10.23 x Varies	STRUCTURAL GLAZING (FACADE)
SG2	3.55 x 1.50	STRUCTURAL GLAZING (FACADE)
SG3	2.74 x 1.50	STRUCTURAL GLAZING (FACADE)
SG3a	2.37 x 1.50	STRUCTURAL GLAZING (FACADE)
SG4	1.80 x Varies	STRUCTURAL GLAZING (FACADE)
SG5	1.50 x 1.50	STRUCTURAL GLAZING (FACADE)
RV1	0.60 x 0.90	ROOF LEVEL VENTILATOR
RV2	0.75 x 0.90	ROOF LEVEL VENTILATOR
RV3	0.90 x 0.90	ROOF LEVEL VENTILATOR
RV4	1.20 x 0.90	ROOF LEVEL VENTILATOR
V4	1.20 x 0.60	ROOF LEVEL VENTILATOR

COLOUR INDEX : REFERENCE :

PROPOSED
BOUNDARY
ROAD
DRIVEWAY

N

DRAWING TITLE :

Ground & First Floor Plan

APPLICANT :

Lt. Col Alok Devrani
Executive Engineer
All India Institute of Medical Sciences, Madurai
Ministry of Health and Family Welfare, Govt of India

All India Institute of Medical Sciences (AIIMS) Madurai, Tamil Nadu
Under PMSSY Division, Ministry of Health & Family Welfare, Government of India

ARCHITECT / REGISTERED ENGINEER :

D. MUKESH
Registered Architect,
Council of Architecture,
(CA/90/12779)
Registered Architect Grade-I, DTCP,
Registration No: 05/RA-I/2019
Salem - 636 004.

REGISTERED STRUCTURAL ENGINEER :

P. SIVAGAMI, M.E(Struct)., Structural Engineer
Mukesh & Associates
Consultants & Engineers
Division - 2,
Narasothipatty, Salem - 636 004.
Reg. No: DTCP/SALEM/RSE-1/005/2020

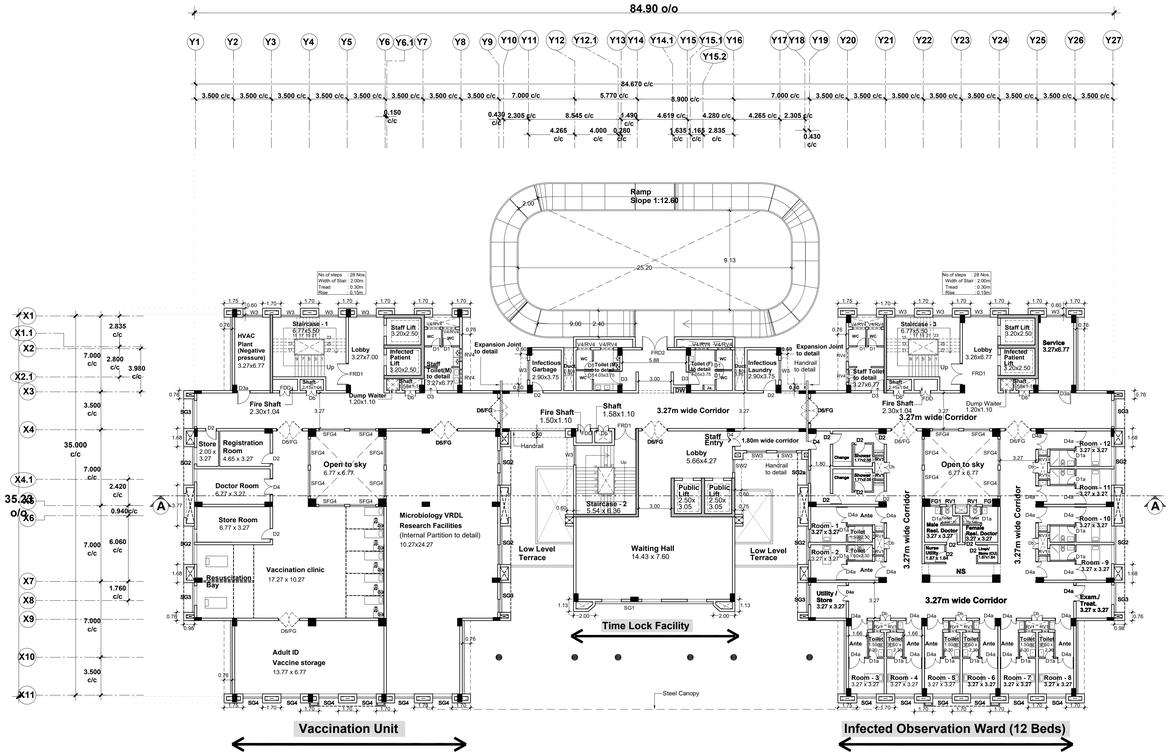

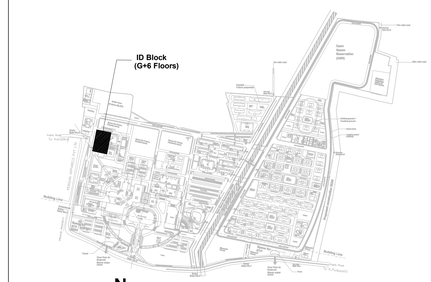

Sheet Number : 2 of 5

Building Name : Proposed ID Block (G+6)

Building Number : 2 of 42

Title : Second & Third Floor Plan

PLAN SHOWING THE PROPOSED ID BLOCK AT AIIMS MADURAI .,

S.NO: 12/1, 12/2, 22/4, 23/2B, 23/3, 23/4B, 23/5, 23/6B,23/7B, 23/8, 23/9,24, 25/1, 25/2, 25/3, 26/2, 30, 31/1,32/1,33/1,34/1, 35, 36, 37/1, 38/1, 39, 40, 41, 42/1, 42/2, 43/1, 44/1,44/2, 45/1, 45/2, 46/1, 46/2, 47/1, 47/2, 47/3, 48/1, 48/2, 48/3,49/1, 49/2, 49/3, 50/1, 50/2, 50/3 , 53/1, K.PUDUPATTI VILLAGE, THIRUPPARANKUNDRAM TALUK, MADURAI DISTRICT, TAMIL NADU FOR SETTING UP OF ALL INDIA INSTITUTE OF MEDICAL SCIENCES (AIIMS), MADURAI. (SUPPORTED BY JICA) Loan No. - ID- P291 UNDER PMSSY DIVISION, MINISTRY OF HEALTH & FAMILY WELFARE GOVERNMENT OF INDIA.

NOTE : ALL DIMENSIONS ARE IN METRE

SPECIFICATION :

FOUNDATION	:	Minimum of RCC 1:11/2:3 M25 Concrete Column footing Laid Over sand filling and PCC 1:4:8.
RCC WORK	:	All Column, Beams, Roof Slab, Lintel,& Sunshade are in Minimum of RCC 1:11/2:3(M-25)
BRICKWORK	:	B.W in Basement & Superstructure are in CM 1:5.
JOINERY	:	Joineries are made with UPVC / Aluminium / Steel (or) first class teak wood.
WEATHERING COURSE	:	9" x 9" Pressed Tiles laid over the Brick Jelly with Lime mortor and sloped with water proofing compound.
PLASTERING	:	Ceiling plastering with CM 1:3Inside & Outside walls are plastering with CM 1:4.
PAINTING	:	White washing with two coats over the one coat of primer for Ceiling.Colour washing with two coats over one coat of primer for all Walls.

SCHEDULE OF JOINERIES

Db	1.00 x 2.00	DOOR (DUCT)
D1	0.80 x 2.10	SINGLE DOOR (INSIDE TOILET)
D1a	0.80 x 2.10	SINGLE DOOR (ATTACHED TOILET)
D2	1.00 x 2.40	SINGLE DOOR
D2a	1.00 x 2.40	SINGLE DOOR (TOILET)
D3	1.20 x 2.40	SINGLE DOOR (TOILET MAIN DOOR)
D3a	1.20 x 2.40	SINGLE DOOR (MEP)
FDD	1.20 x 2.40	FIRE DUCT (DOUBLE DOOR)
D4	1.50 x 2.40	DOUBLE DOOR
D4a	1.50 x 2.40	DOUBLE DOOR (1/3 DOOR)
ED	2.40 x 2.40	DOUBLE DOOR (ENTRANCE DOOR SWING)
ED1	2.00 x 2.40	DOUBLE DOOR
FRD1	2.00 x 2.40	FIRE RATED (DOUBLE DOOR)
FRD2	2.40 x 2.40	FIRE RATED (DOUBLE DOOR)
D5	2.00 x 2.40	DOUBLE DOOR (DOUBLE SWING)
D6	2.40 x 2.40	DOUBLE DOOR (DOUBLE SWING)
D6/FG	2.40 x 2.40	DOUBLE LEAF STEEL DOOR(DOUBLE SWING) WITH VISION PANEL & DOOR (FG-2.40xVaries)
SED	2.40 x 2.40	DOUBLE DOOR (EXIT)
SED1	2.00 x 2.40	DOUBLE DOOR (EXIT)
SED2	1.80 x 2.40	DOUBLE DOOR (EXIT)
SSD	2.40 x 2.40	SPECIAL SLIDING DOOR
AD	1.50 x 2.40	ACOUSTIC DOOR
W3	1.80 x 1.50	WINDOW
SW3	1.80 x 1.50	WINDOW
SW2	1.20 x 1.50	WINDOW
FG1	0.90 x 1.50	FIXED GLASS
FG2a	1.20 x 1.50	FIXED GLASS
SFG4	2.40 x Varies	FIXED GLAZING (OPEN TO SKY)
SG1	10.23 x Varies	STRUCTURAL GLAZING (FACADE)
SG2	3.55 x 1.50	STRUCTURAL GLAZING (FACADE)
SG3	2.74 x 1.50	STRUCTURAL GLAZING (FACADE)
SG3a	2.37 x 1.50	STRUCTURAL GLAZING (FACADE)
SG4	1.80 x Varies	STRUCTURAL GLAZING (FACADE)
SG5	1.50 x 1.50	STRUCTURAL GLAZING (FACADE)
RV1	0.60 x 0.90	ROOF LEVEL VENTILATOR
RV2	0.75 x 0.90	ROOF LEVEL VENTILATOR
RV3	0.90 x 0.90	ROOF LEVEL VENTILATOR
RV4	1.20 x 0.90	ROOF LEVEL VENTILATOR
V4	1.20 x 0.60	ROOF LEVEL VENTILATOR

COLOUR INDEX : REFERENCE :

PROPOSED

BOUNDARY

ROAD

DRIVEWAY

N

DRAWING TITLE :

Second & Third Floor Plan

APPLICANT :

Lt. Col Alok Devrani
अधीक्षण अभियंता / Superintending Engineer
भारतीय आयुर्विज्ञान संस्थान, मदुरै
All India Institute of Medical Sciences, Madurai
स्वास्थ्य और परिवार कल्याण मंत्रालय, भारत सरकार
Ministry of Health and Family Welfare, Govt of India

All India Institute of Medical Sciences (AIIMS)
Madurai, Tamil Nadu
Under PMSSY Division, Ministry of Health & Family Welfare, Government of India

ARCHITECT / REGISTERED ENGINEER :

D. MUKESH
Registered Architect,
Council of Architecture,
(CA/90/12779)
Registered Architect Grade-I, DTCP,
Registration No: 05/RA-I/2019
Salem - 636 004.

REGISTERED STRUCTURAL ENGINEER :

P. SIVAGAMI, M.E(Struct).,
Structural Engineer
Mukesh & Associates
Consultants & Engineers
Division - 2,
Narasothipatty, Salem -636 004.
Reg. No: DTCP/SALEM/RSE-1/005/2020

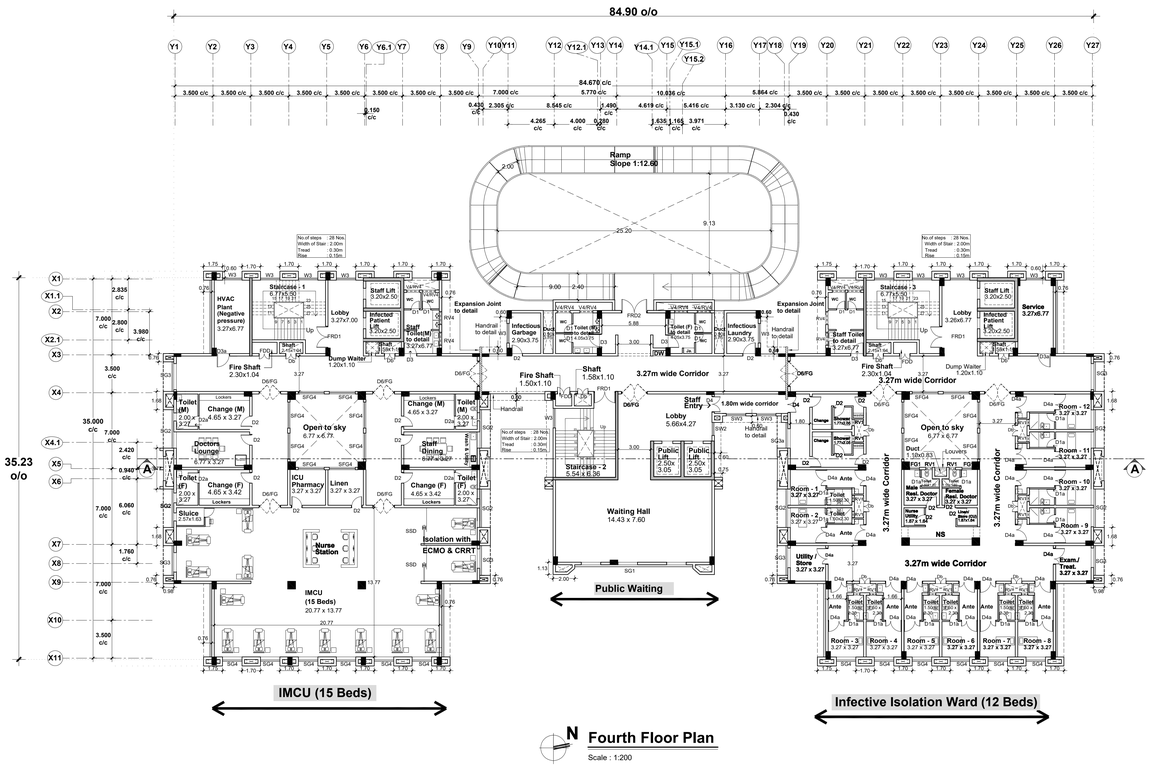

N **Fourth Floor Plan**

Scale : 1:200

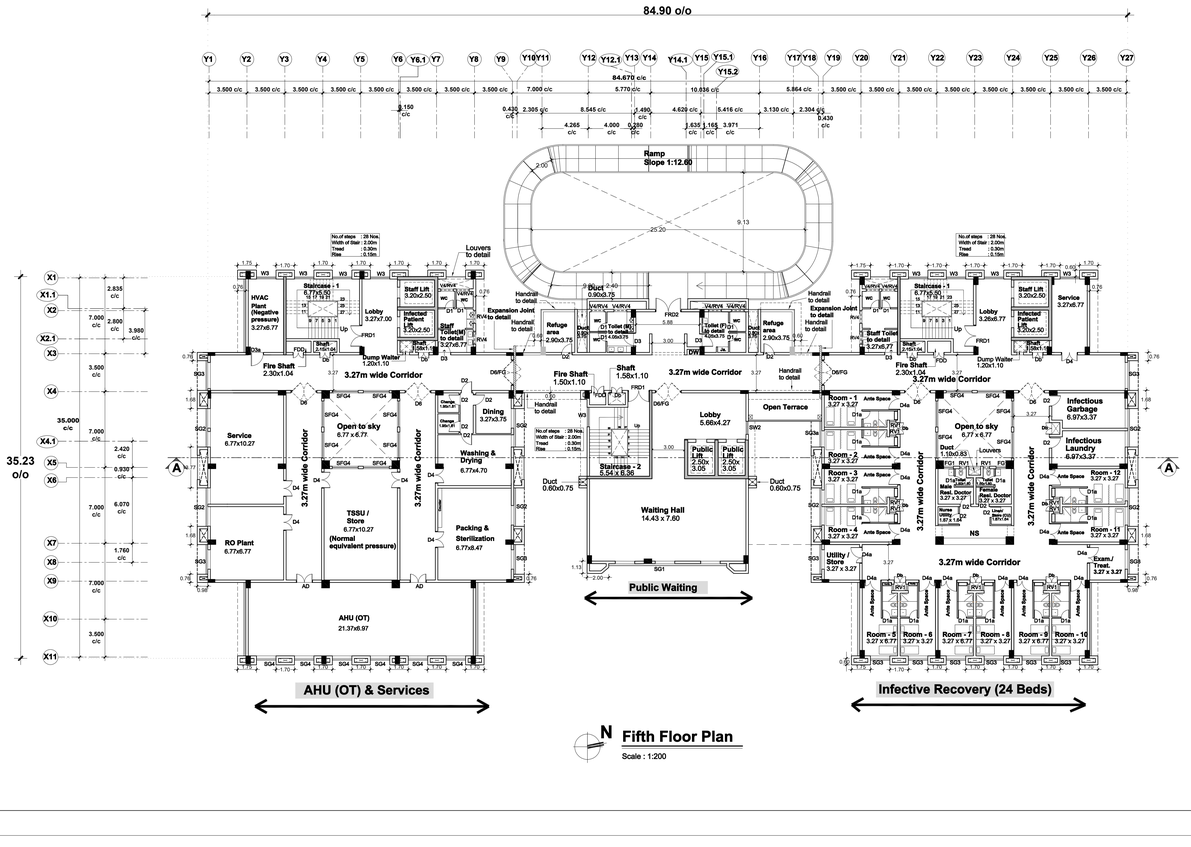

N **Fifth Floor Plan**

Scale : 1:200

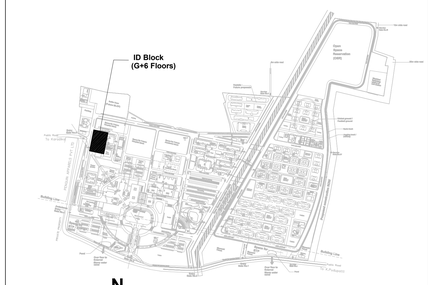

N **Key Plan**

Sheet Number : 3 of 5

Building Name : Proposed ID Block (G+6)

Building Number : 2 of 42

Title : Fourth & Fifth Floor Plan

PLAN SHOWING THE PROPOSED ID BLOCK AT AIIMS MADURAI .,

S.NO: 12/1, 12/2, 22/4, 23/2B, 23/3, 23/4B, 23/5, 23/6B,23/7B, 23/8, 23/9,24, 25/1, 25/2, 25/3, 26/2, 30, 31/1,32/1,33/1,34/1, 35, 36, 37/1, 38/1, 39, 40, 41, 42/1, 42/2, 43/1, 44/1,44/2, 45/1, 45/2, 46/1, 46/2, 47/1, 47/2, 47/3, 48/1, 48/2, 48/3,49/1, 49/2, 49/3, 50/1, 50/2, 50/3 , 53/1, K.PUDUPATTI VILLAGE, THIRUPPARANKUNDRAM TALUK, MADURAI DISTRICT, TAMIL NADU FOR SETTING UP OF ALL INDIA INSTITUTE OF MEDICAL SCIENCES (AIIMS), MADURAI. (SUPPORTED BY JICA) Loan No. - ID- P291 UNDER PMSSY DIVISION, MINISTRY OF HEALTH & FAMILY WELFARE GOVERNMENT OF INDIA.

NOTE : ALL DIMENSIONS ARE IN METRE

SPECIFICATION :

FOUNDATION	:	Minimum of RCC 1:11/2:3 M25 Concrete Column footing Laid Over sand filling and PCC 1:4:8.
RCC WORK	:	All Column, Beams, Roof Slab, Lintel,& Sunshade are in Minimum of RCC 1:11/2:3(M-25)
BRICKWORK	:	B.W in Basement & Superstructure are in CM 1:5.
JOINERY	:	Joineries are made with UPVC / Aluminium / Steel (or) first class teak wood.
WEATHERING COURSE	:	9" x 9" Pressed Tiles laid over the Brick Jelly with Lime mortor and sloped with water proofing compound.
PLASTERING	:	Ceiling plastering with CM 1:3Inside & Outside walls are plastering with CM 1:4.
PAINTING	:	White washing with two coats over the one coat of primer for Ceiling.Colour washing with two coats over one coat of primer for all Walls.

SCHEDULE OF JOINERIES

Db	1.00 x 2.00	DOOR (DUCT)
D1	0.80 x 2.10	SINGLE DOOR (INSIDE TOILET)
D1a	0.80 x 2.10	SINGLE DOOR (ATTACHED TOILET)
D2	1.00 x 2.40	SINGLE DOOR
D2a	1.00 x 2.40	SINGLE DOOR (TOILET)
D3	1.20 x 2.40	SINGLE DOOR (TOILET MAIN DOOR)
D3a	1.20 x 2.40	SINGLE DOOR (MEP)
FDD	1.20 x 2.40	FIRE DUCT (DOUBLE DOOR)
D4	1.50 x 2.40	DOUBLE DOOR
D4a	1.50 x 2.40	DOUBLE DOOR (1/3 DOOR)
ED	2.40 x 2.40	DOUBLE DOOR (ENTRANCE DOOR SWING)
ED1	2.00 x 2.40	DOUBLE DOOR
FRD1	2.00 x 2.40	FIRE RATED (DOUBLE DOOR)
FRD2	2.40 x 2.40	FIRE RATED (DOUBLE DOOR)
D5	2.00 x 2.40	DOUBLE DOOR (DOUBLE SWING)
D6	2.40 x 2.40	DOUBLE DOOR (DOUBLE SWING)
D6/FG	2.40 x 2.40	DOUBLE LEAF STEEL DOOR(DOUBLE SWING) WITH VISION PANEL & DOOR (FG-2.40xVaries)
SED	2.40 x 2.40	DOUBLE DOOR (EXIT)
SED1	2.00 x 2.40	DOUBLE DOOR (EXIT)
SED2	1.80 x 2.40	DOUBLE DOOR (EXIT)
SSD	2.40 x 2.40	SPECIAL SLIDING DOOR
AD	1.50 x 2.40	ACOUSTIC DOOR
W3	1.80 x 1.50	WINDOW
SW3	1.80 x 1.50	WINDOW
SW2	1.20 x 1.50	WINDOW
FG1	0.90 x 1.50	FIXED GLASS
FG2a	1.20 x 1.50	FIXED GLASS
SFG4	2.40 x Varies	FIXED GLAZING (OPEN TO SKY)
SG1	10.23 x Varies	STRUCTURAL GLAZING (FACADE)
SG2	3.55 x 1.50	STRUCTURAL GLAZING (FACADE)
SG3	2.74 x 1.50	STRUCTURAL GLAZING (FACADE)
SG3a	2.37 x 1.50	STRUCTURAL GLAZING (FACADE)
SG4	1.80 x Varies	STRUCTURAL GLAZING (FACADE)
SG5	1.50 x 1.50	STRUCTURAL GLAZING (FACADE)
RV1	0.60 x 0.90	ROOF LEVEL VENTILATOR
RV2	0.75 x 0.90	ROOF LEVEL VENTILATOR
RV3	0.90 x 0.90	ROOF LEVEL VENTILATOR
RV4	1.20 x 0.90	ROOF LEVEL VENTILATOR
V4	1.20 x 0.60	ROOF LEVEL VENTILATOR

COLOUR INDEX : REFERENCE :

PROPOSED

BOUNDARY

ROAD

DRIVEWAY

N

DRAWING TITLE :

Fourth & Fifth Floor Plan

APPLICANT :

डॉ॰ अलोक देवरानी
Lt. Col Alok Devrani
अधीक्षण अभियंता / Superintending Engineer
ऑल इंडिया इंस्टीट्यूट ऑफ मेडिकल साइंसेस, मदुरै
स्वास्थ्य और परिवार कल्याण मंत्रालय, भारत सरकार
Ministry of Health and Family Welfare, Govt of India

All India Institute of Medical Sciences (AIIMS) Madurai, Tamil Nadu
Under PMSSY Division, Ministry of Health & Family Welfare, Government of India

ARCHITECT / REGISTERED ENGINEER :

D. MUKESH
Registered Architect,
Council of Architecture,
(CA/90/12779)
Registered Architect Grade-I, DTCP,
Registration No: 05/RA-I/2019
Salem - 636 004.

REGISTERED STRUCTURAL ENGINEER :

P. SIVAGAMI, M.E(Struct)., Structural Engineer
Mukesh & Associates
Consultants & Engineers
Division - 2,
Narasothipatty, Salem - 636004.
Reg. No: DTCP/SALEM/RSE-1/005/2020

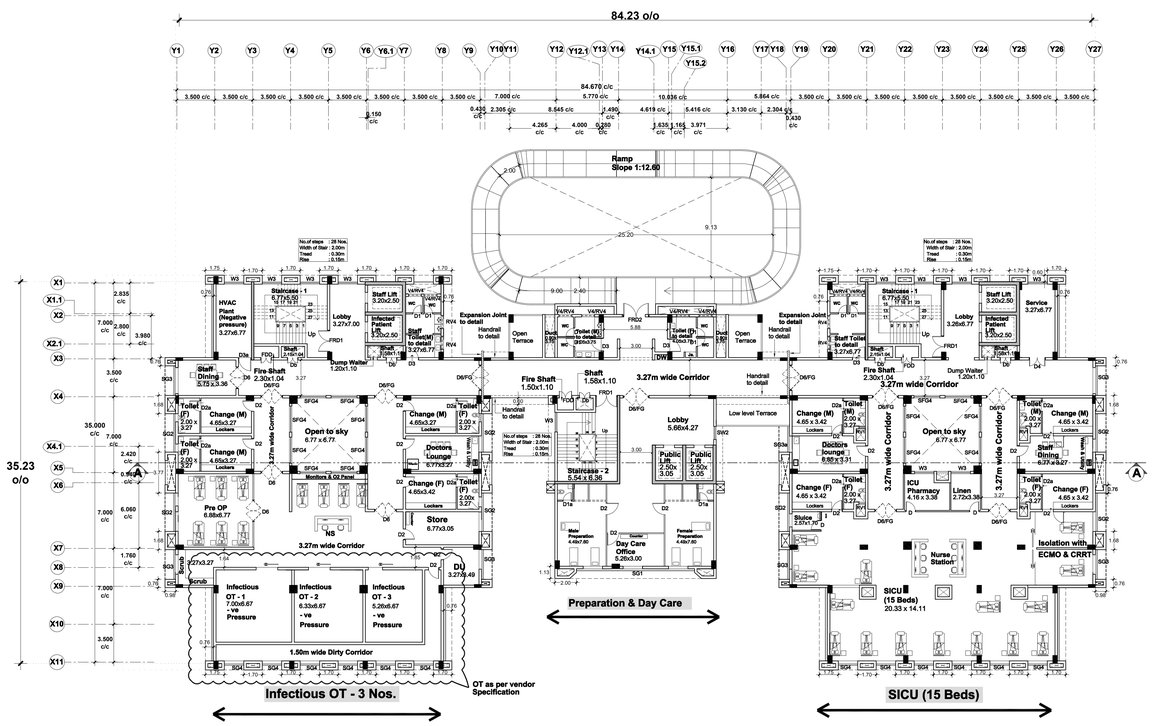

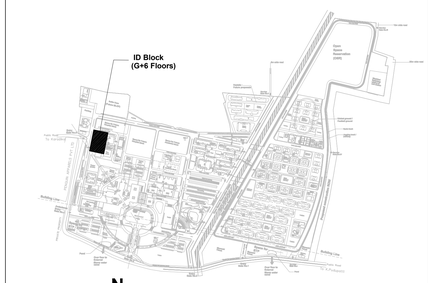

Sheet Number : **4 of 5**

Building Name : **Proposed ID Block (G+6)**

Building Number : **2 of 42**

Title : **Sixth & Terrace Floor Plan**

PLAN SHOWING THE PROPOSED ID BLOCK AT AIIMS MADURAI .,

S.NO: 12/1, 12/2, 22/4, 23/2B, 23/3, 23/4B, 23/5, 23/6B,23/7B, 23/8, 23/9,24, 25/1, 25/2, 25/3, 26/2, 30, 31/1,32/1,33/1,34/1, 35, 36, 37/1, 38/1, 39, 40, 41, 42/1, 42/2, 43/1, 44/1,44/2, 45/1, 45/2, 46/1, 46/2, 47/1, 47/2, 47/3, 48/1, 48/2, 48/3,49/1, 49/2, 49/3, 50/1, 50/2, 50/3 , 53/1, K.PUDUPATTI VILLAGE, THIRUPPARANKUNDRAM TALUK, MADURAI DISTRICT, TAMIL NADU FOR SETTING UP OF ALL INDIA INSTITUTE OF MEDICAL SCIENCES (AIIMS), MADURAI. (SUPPORTED BY JICA) Loan No. - ID- P291 UNDER PMSSY DIVISION, MINISTRY OF HEALTH & FAMILY WELFARE GOVERNMENT OF INDIA.

NOTE : ALL DIMENSIONS ARE IN METRE

SPECIFICATION :

FOUNDATION	:	Minimum of RCC 1:11/2:3 M25 Concrete Column footing Laid Over sand filling and PCC 1:4:8.
RCC WORK	:	All Column, Beams, Roof Slab, Lintel,& Sunshade are in Minimum of RCC 1:11/2:3(M-25)
BRICKWORK	:	B.W in Basement & Superstructure are in CM 1:5.
JOINERY	:	Joineries are made with UPVC / Aluminium / Steel (or) first class teak wood.
WEATHERING COURSE	:	9" x 9" Pressed Tiles laid over the Brick Jelly with Lime mortor and sloped with water proofing compound.
PLASTERING	:	Ceiling plastering with CM 1:3Inside & Outside walls are plastering with CM 1:4.
PAINTING	:	White washing with two coats over the one coat of primer for Ceiling.Colour washing with two coats over one coat of primer for all Walls.

SCHEDULE OF JOINERIES

Db	1.00 x 2.00	DOOR (DUCT)
D1	0.80 x 2.10	SINGLE DOOR (INSIDE TOILET)
D1a	0.80 x 2.10	SINGLE DOOR (ATTACHED TOILET)
D2	1.00 x 2.40	SINGLE DOOR
D2a	1.00 x 2.40	SINGLE DOOR (TOILET)
D3	1.20 x 2.40	SINGLE DOOR (TOILET MAIN DOOR)
D3a	1.20 x 2.40	SINGLE DOOR (MEP)
FDD	1.20 x 2.40	FIRE DUCT (DOUBLE DOOR)
D4	1.50 x 2.40	DOUBLE DOOR
D4a	1.50 x 2.40	DOUBLE DOOR (1/3 DOOR)
ED	2.40 x 2.40	DOUBLE DOOR (ENTRANCE DOOR SWING)
ED1	2.00 x 2.40	DOUBLE DOOR
FRD1	2.00 x 2.40	FIRE RATED (DOUBLE DOOR)
FRD2	2.40 x 2.40	FIRE RATED (DOUBLE DOOR)
D5	2.00 x 2.40	DOUBLE DOOR (DOUBLE SWING)
D6	2.40 x 2.40	DOUBLE DOOR (DOUBLE SWING)
D6/FG	2.40 x 2.40	DOUBLE LEAF STEEL DOOR(DOUBLE SWING) WITH VISION PANEL & DOOR (FG-2.40xVaries)
SED	2.40 x 2.40	DOUBLE DOOR (EXIT)
SED1	2.00 x 2.40	DOUBLE DOOR (EXIT)
SED2	1.80 x 2.40	DOUBLE DOOR (EXIT)
SSD	2.40 x 2.40	SPECIAL SLIDING DOOR
AD	1.50 x 2.40	ACOUSTIC DOOR
W3	1.80 x 1.50	WINDOW
SW3	1.80 x 1.50	WINDOW
SW2	1.20 x 1.50	WINDOW
FG1	0.90 x 1.50	FIXED GLASS
FG2a	1.20 x 1.50	FIXED GLASS
SFG4	2.40 x Varies	FIXED GLAZING (OPEN TO SKY)
SG1	10.23 x Varies	STRUCTURAL GLAZING (FACADE)
SG2	3.55 x 1.50	STRUCTURAL GLAZING (FACADE)
SG3	2.74 x 1.50	STRUCTURAL GLAZING (FACADE)
SG3a	2.37 x 1.50	STRUCTURAL GLAZING (FACADE)
SG4	1.80 x Varies	STRUCTURAL GLAZING (FACADE)
SG5	1.50 x 1.50	STRUCTURAL GLAZING (FACADE)
RV1	0.60 x 0.90	ROOF LEVEL VENTILATOR
RV2	0.75 x 0.90	ROOF LEVEL VENTILATOR
RV3	0.90 x 0.90	ROOF LEVEL VENTILATOR
RV4	1.20 x 0.90	ROOF LEVEL VENTILATOR
V4	1.20 x 0.60	ROOF LEVEL VENTILATOR

COLOUR INDEX :

PROPOSED

BOUNDARY

ROAD

DRIVEWAY

REFERENCE :

N

DRAWING TITLE :

Sixth & Terrace Floor Plan (Partly 7th floor - Electrical Room)

APPLICANT :

लेफ्टिनेंट कर्नल आलोक देवरानी
Lt. Col Alok Devrani
अधीक्षण अभियंता / Superintending Engineer
अखिल भारतीय आयुर्विज्ञान संस्थान, मदुरै
All India Institute of Medical Sciences, Madurai
स्वास्थ्य और परिवार कल्याण मंत्रालय, भारत सरकार
Ministry of Health and Family Welfare, Govt of India

All India Institute of Medical Sciences (AIIMS) Madurai, Tamil Nadu
Under PMSSY Division, Ministry of Health & Family Welfare, Government of India

ARCHITECT / REGISTERED ENGINEER :

D. MUKESH
Registered Architect,
Council of Architecture,
(CA/90/12779)
Registered Architect Grade-I, DTCP,
Registration No: 05/RA-I/2019
Salem - 636 004,

REGISTERED STRUCTURAL ENGINEER :

P. SIVAGAMI, M.E(Struct)., Structural Engineer
Mukesh & Associates
Consultants & Engineers
Division - 2,
Narasothipatty, Salem -636 004.
Reg. No: DTCP/SALEM/RSE-1/005/2020

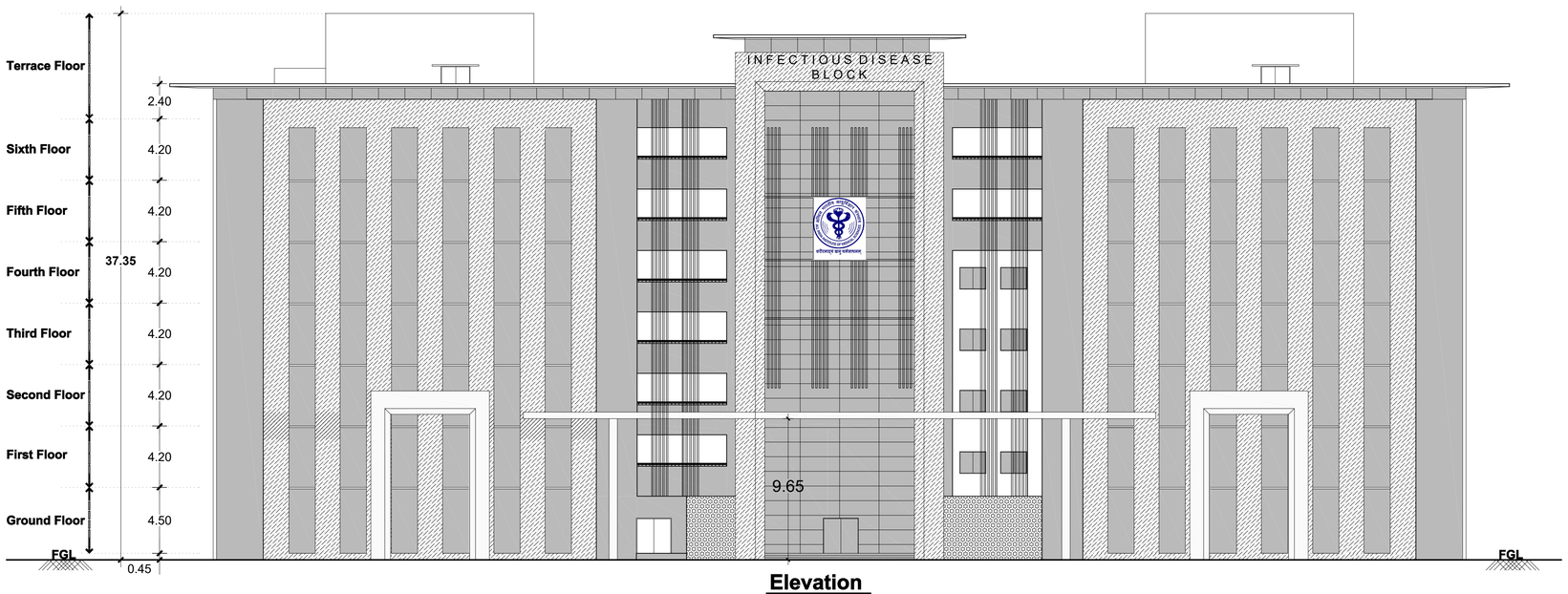

Elevation

Scale : 1:200

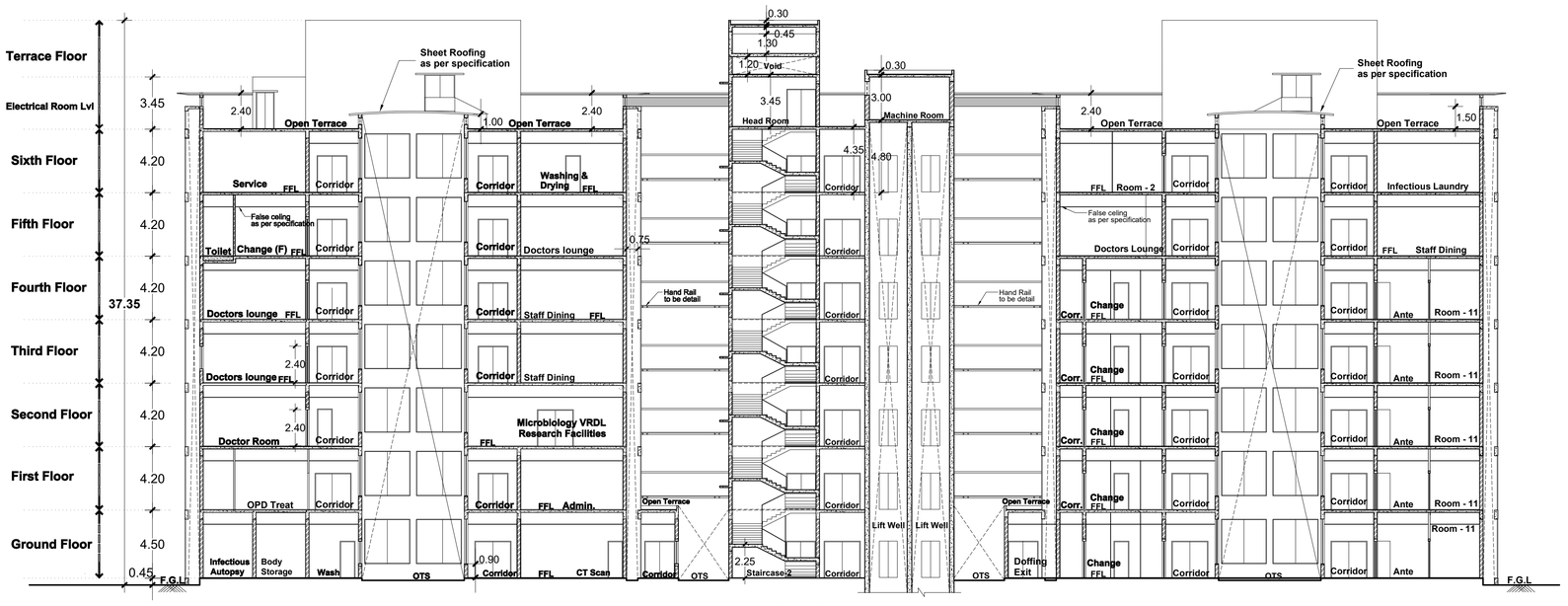

Section

Scale : 1:200

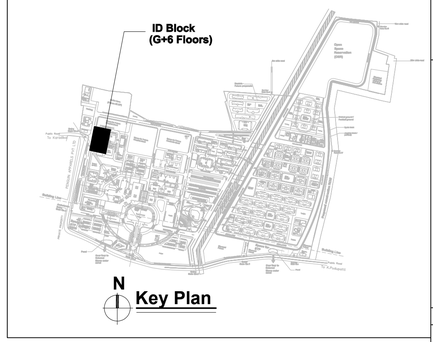

Key Plan

Sheet Number	: 5 of 5
Building Name	: Proposed ID Block (G+6)
Building Number	: 2 of 42
Title	: Section & Elevation

PLAN SHOWING THE PROPOSED ID BLOCK AT AIIMS MADURAI ., S.NO: 12/1, 12/2, 22/4, 23/2B, 23/3, 23/4B, 23/5, 23/6B,23/7B, 23/8, 23/9,24, 25/1, 25/2, 25/3, 26/2, 30, 31/1,32/1,33/1,34/1, 35, 36, 37/1, 38/1, 39, 40, 41, 42/1, 42/2, 43/1, 44/1,44/2, 45/1, 45/2, 46/1, 46/2, 47/1, 47/2, 47/3, 48/1, 48/2, 48/3,49/1, 49/2, 49/3, 50/1, 50/2, 50/3 , 53/1, K.PUDUPATTI VILLAGE, THIRUPPARANKUNDRAM TALUK, MADURAI DISTRICT, TAMIL NADU FOR SETTING UP OF ALL INDIA INSTITUTE OF MEDICAL SCIENCES (AIIMS), MADURAI. (SUPPORTED BY JICA) Loan No. - ID- P291 UNDER PMSSY DIVISION, MINISTRY OF HEALTH & FAMILY WELFARE GOVERNMENT OF INDIA.

NOTE : ALL DIMENSIONS ARE IN METRE

SPECIFICATION :

FOUNDATION	: Minimum of RCC 1:11/2:3 M25 Concrete Column footing Laid Over sand filling and PCC 1:4:8.
RCC WORK	: All Column, Beams, Roof Slab, Lintel,& Sunshade are in Minimum of RCC 1:11/2:3(M-25)
BRICKWORK	: B.W in Basement & Superstructure are in CM 1:5.
JOINERY	: Joineries are made with UPVC / Aluminium / Steel (or) first class teak wood.
WEATHERING COURSE	: 9" x 9" Pressed Tiles laid over the Brick Jelly with Lime mortor and sloped with water proofing compound.
PLASTERING	: Ceiling plastering with CM 1:3Inside & Outside walls are plastering with CM 1:4.
PAINTING	: White washing with two coats over the one coat of primer for Ceiling.Colour washing with two coats over one coat of primer for all Walls.

SCHEDULE OF JOINERIES

Db	1.00 x 2.00	DOOR (DUCT)
D1	0.80 x 2.10	SINGLE DOOR (INSIDE TOILET)
D1a	0.80 x 2.10	SINGLE DOOR (ATTACHED TOILET)
D2	1.00 x 2.40	SINGLE DOOR
D2a	1.00 x 2.40	SINGLE DOOR (TOILET)
D3	1.20 x 2.40	SINGLE DOOR (TOILET MAIN DOOR)
D3a	1.20 x 2.40	SINGLE DOOR (MEP)
FDD	1.20 x 2.40	FIRE DUCT (DOUBLE DOOR)
D4	1.50 x 2.40	DOUBLE DOOR
D4a	1.50 x 2.40	DOUBLE DOOR (1/3 DOOR)
ED	2.40 x 2.40	DOUBLE DOOR (ENTRANCE DOOR SWING)
ED1	2.00 x 2.40	DOUBLE DOOR
FRD1	2.00 x 2.40	FIRE RATED (DOUBLE DOOR)
FRD2	2.40 x 2.40	FIRE RATED (DOUBLE DOOR)
D5	2.00 x 2.40	DOUBLE DOOR (DOUBLE SWING)
D6	2.40 x 2.40	DOUBLE DOOR (DOUBLE SWING)
D6/FG	2.40 x 2.40	DOUBLE LEAF STEEL DOOR(DOUBLE SWING) WITH VISION PANEL & DOOR (FG-2.40xVaries)
SED	2.40 x 2.40	DOUBLE DOOR (EXIT)
SED1	2.00 x 2.40	DOUBLE DOOR (EXIT)
SED2	1.80 x 2.40	DOUBLE DOOR (EXIT)
SSD	2.40 x 2.40	SPECIAL SLIDING DOOR
AD	1.50 x 2.40	ACOUSTIC DOOR
W3	1.80 x 1.50	WINDOW
SW3	1.80 x 1.50	WINDOW
SW2	1.20 x 1.50	WINDOW
FG1	0.90 x 1.50	FIXED GLASS
FG2a	1.20 x 1.50	FIXED GLASS
SFG4	2.40 x Varies	FIXED GLAZING (OPEN TO SKY)
SG1	10.23 x Varies	STRUCTURAL GLAZING (FACADE)
SG2	3.55 x 1.50	STRUCTURAL GLAZING (FACADE)
SG3	2.74 x 1.50	STRUCTURAL GLAZING (FACADE)
SG3a	2.37 x 1.50	STRUCTURAL GLAZING (FACADE)
SG4	1.80 x Varies	STRUCTURAL GLAZING (FACADE)
SG5	1.50 x 1.50	STRUCTURAL GLAZING (FACADE)
RV1	0.60 x 0.90	ROOF LEVEL VENTILATOR
RV2	0.75 x 0.90	ROOF LEVEL VENTILATOR
RV3	0.90 x 0.90	ROOF LEVEL VENTILATOR
RV4	1.20 x 0.90	ROOF LEVEL VENTILATOR
V4	1.20 x 0.60	ROOF LEVEL VENTILATOR

COLOUR INDEX : PROPOSED, BOUNDARY, ROAD, DRIVEWAY

REFERENCE :

N

DRAWING TITLE :

Section & Elevation

APPLICANT :

लेफ्टिनेंट कर्नल आलोक देवरानी
Lt. Col Alok Devrani
अधीक्षण अभियंता / Superintending Engineer
अखिल भारतीय आयुर्विज्ञान संस्थान, मदुरै
All India Institute of Medical Sciences, Madurai
स्वास्थ्य और परिवार कल्याण मंत्रालय, भारत सरकार
Ministry of Health and Family Welfare, Govt of India

All India Institute of Medical Sciences (AIIMS)
Madurai, Tamil Nadu
Under PMSSY Division, Ministry of Health & Family Welfare, Government of India

ARCHITECT / REGISTERED ENGINEER :

D. MUKESH
Registered Architect,
Council of Architecture,
(CA/90/12779)
Registered Architect Grade-I, DTCP,
Registration No: 05/RA-I/2019
Salem - 636 004.

REGISTERED STRUCTURAL ENGINEER :

P. SIVAGAMI, M.E(Struct)..
Structural Engineer
Mukesh & Associates
Consultants & Engineers
Division - 2,
Narasothipatty, Salem - 636004.
Reg. No: DTCP/SALEM/RSE-1/005/2020

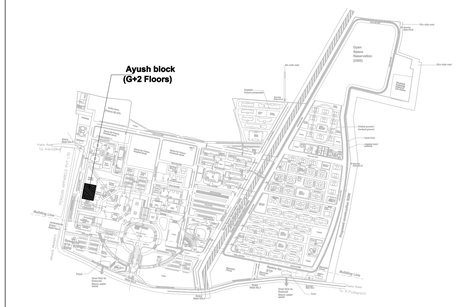

N **Key Plan**

Sheet Number : 1 of 3
Building Name :Proposed Ayush Block (G+2 Floors)
Block Number : 3 of 42
Title : Ground & First Floor plans

PLAN SHOWING THE PROPOSED AYUSH BUILDING AT AIIMS MADURAI ,IN S.NO: 12/1, 12/2, 22/4, 23/2B, 23/3, 23/4B, 23/5, 23/6B,23/7B, 23/8, 23/9,24, 25/1, 25/2, 25/3, 26/2, 30, 31/1,32/1,33/1,34/1,35 36, 37/1, 38/1, 39, 40, 41, 42/1, 42/2, 43/1, 44/1, 44/2, 45/1, 45/2, 46/1, 46/2, 47/1, 47/2, 47/3, 48/3, 48/1, 48/2, 49/1, 49/2, 49/3, 50/1, 50/2, 50/3 53/1, K.PUDUPATTI VILLAGE, THIRUPPARANKUNDRAM TALUK, MADURAI DISTRICT, TAMIL NADU FOR SETTING UP OF ALL INDIA INSTITUTE OF MEDICAL SCIENCES (AIIMS), MADURAI. (SUPPORTED BY JICA) Loan No. - ID- P291 UNDER PMSSY DIVISION, MINISTRY OF HEALTH & FAMILY WELFARE GOVERNMENT OF INDIA.

NOTE : ALL DIMENSIONS ARE IN METRE

SPECIFICATION :

FOUNDATION	:	Minimum of RCC 1:11/2:3 M25 Concrete Column footing Laid Over sand filling and PCC 1:4:8.
RCC WORK	:	All Column, Beams, Roof Slab, Lintel,& Sunshade are in Minimum of RCC 1:1:1/2:3(M-25)
BRICKWORK	:	B.W in Basement & Superstructure are in CM 1:5.
JOINERY	:	Joineries are made with UPVC / Aluminium / Steel (or) first class teak wood.
WEATHERING COURSE	:	9" x 9" Pressed Tiles laid over the Brick Jelly with Lime mortor and sloped with water proofing compound.
PLASTERING	:	Ceiling plastering with CM 1:3Inside & Outside walls are plastering with CM 1:4.
PAINTING	:	White washing with two coats over the one coat of primer for Ceiling.Colour washing with two coats over one coat of primer for all Walls.

SCHEDULE OF JOINERIES

D	0.75 x 2.40	DOOR
D1	1.00 x 2.40	SINGLE DOOR
D1A	1.05 x 2.40	SINGLE DOOR
D2	1.20 x 2.40	SINGLE DOOR
D2A	1.20 x 2.40	DOUBLE DOOR
D3	1.50 x 2.40	DOUBLE DOOR
D4	2.00 x 2.40	ENTRANCE DOOR
AD	1.50 x 2.40	ACOUSTIC STEEL DOOR
FRD1	1.00 x 2.40	FIRE RATED SINGLE DOOR
W1	0.75 x 1.50	WINDOW
W2	1.20 x 1.50	WINDOW
W3	1.80 x 1.50	WINDOW
V	0.60 x 0.60	VENTILATOR
V1	0.75 x 0.60	VENTILATOR
V2	1.00 x 0.60	VENTILATOR

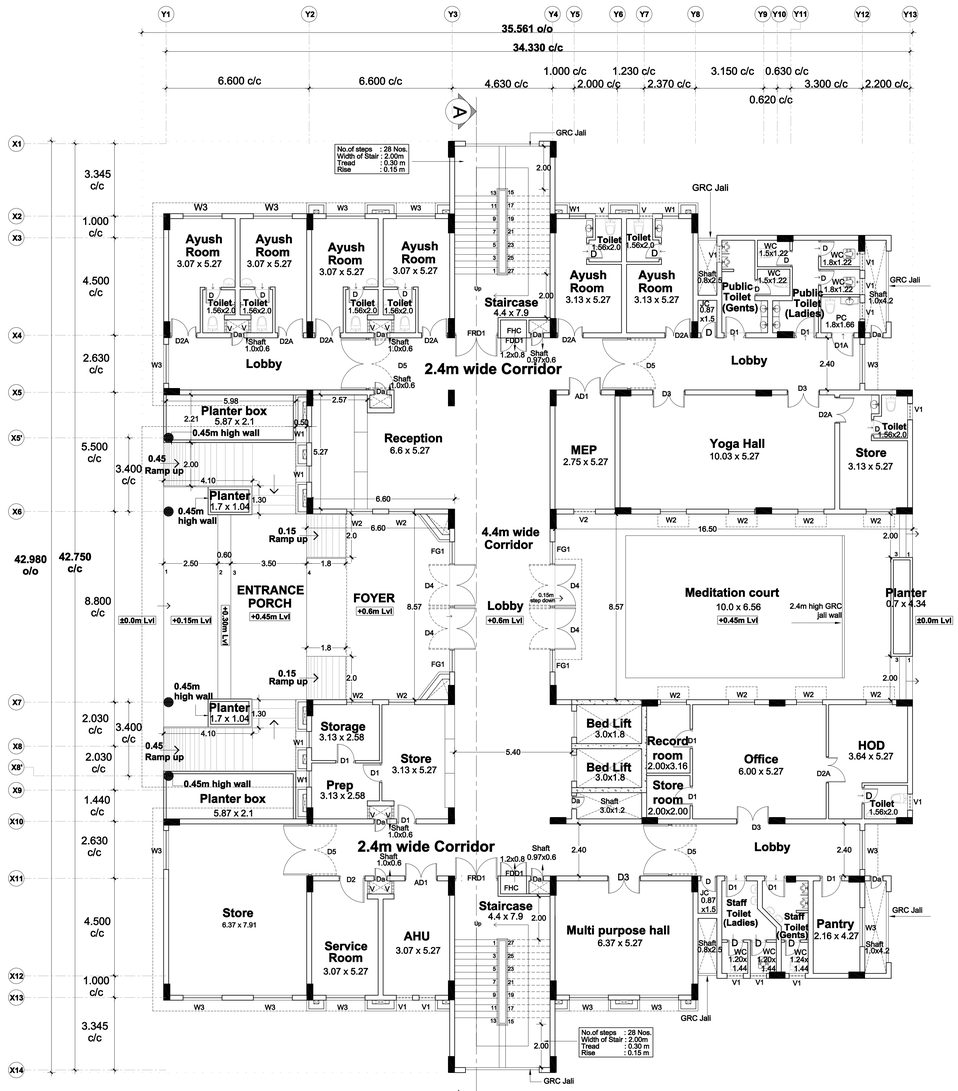

N **Ground floor Plan**

Scale : 1:100

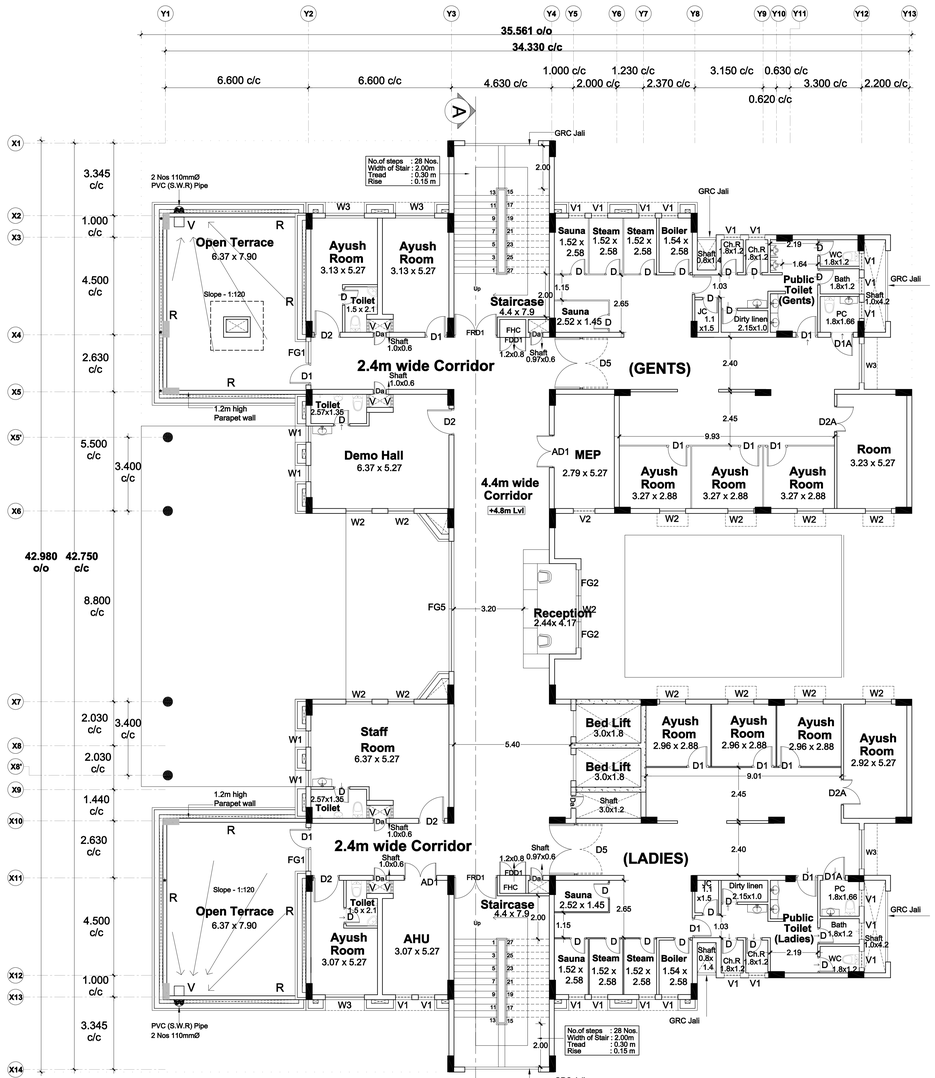

N **First Floor Plan**

Scale : 1:100

COLOUR INDEX :	REFERENCE :
PROPOSED	
BOUNDARY	
ROAD	
DRIVEWAY	

N

DRAWING TITLE :

GROUND & FIRST FLOOR PLAN

APPLICANT :

लेफ्टिनेंट कर्नल आलोक देवरानी
Lt. Col Alok Devrani
अधीक्षण अभियंता / Superintending Engineer
अखिल भारतीय आयुर्विज्ञान संस्थान, मदुरै
All India Institute of Medical Sciences, Madurai
मदुरै, तमिल नाडु, भारत सरकार
Ministry of Health and Family Welfare, Govt of India

All India Institute of Medical Sciences (AIIMS)
Madurai, Tamil Nadu
Under PMSSY Division, Ministry of Health & Family Welfare, Government of India

ARCHITECT / REGISTERED ENGINEER :

D. MUKESH
Registered Architect,
Council of Architecture,
(CA/90/12779)
Registered Architect Grade-I, DTCP,
Registration No: 05/RA-I/2019
Salem - 636 004.

REGISTERED STRUCTURAL ENGINEER :

P. SIVAGAMI, M.E(Struct).,
Structural Engineer
Mukesh & Associates
Consultants & Engineers
Division - 2,
Narasothipatty, Salem - 636 004.
Reg. No: DTCP/SALEM/RSE-1/005/2020

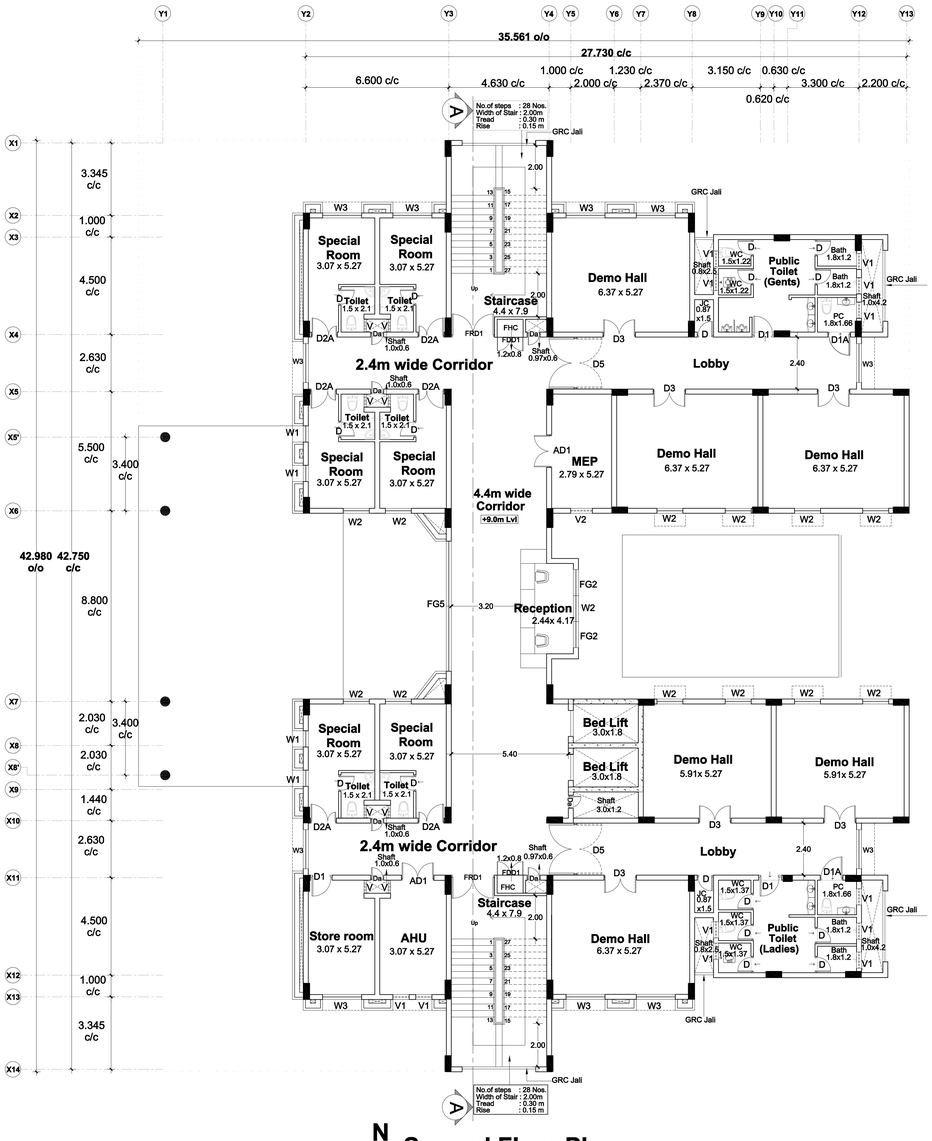

N Second Floor Plan

Scale : 1:100

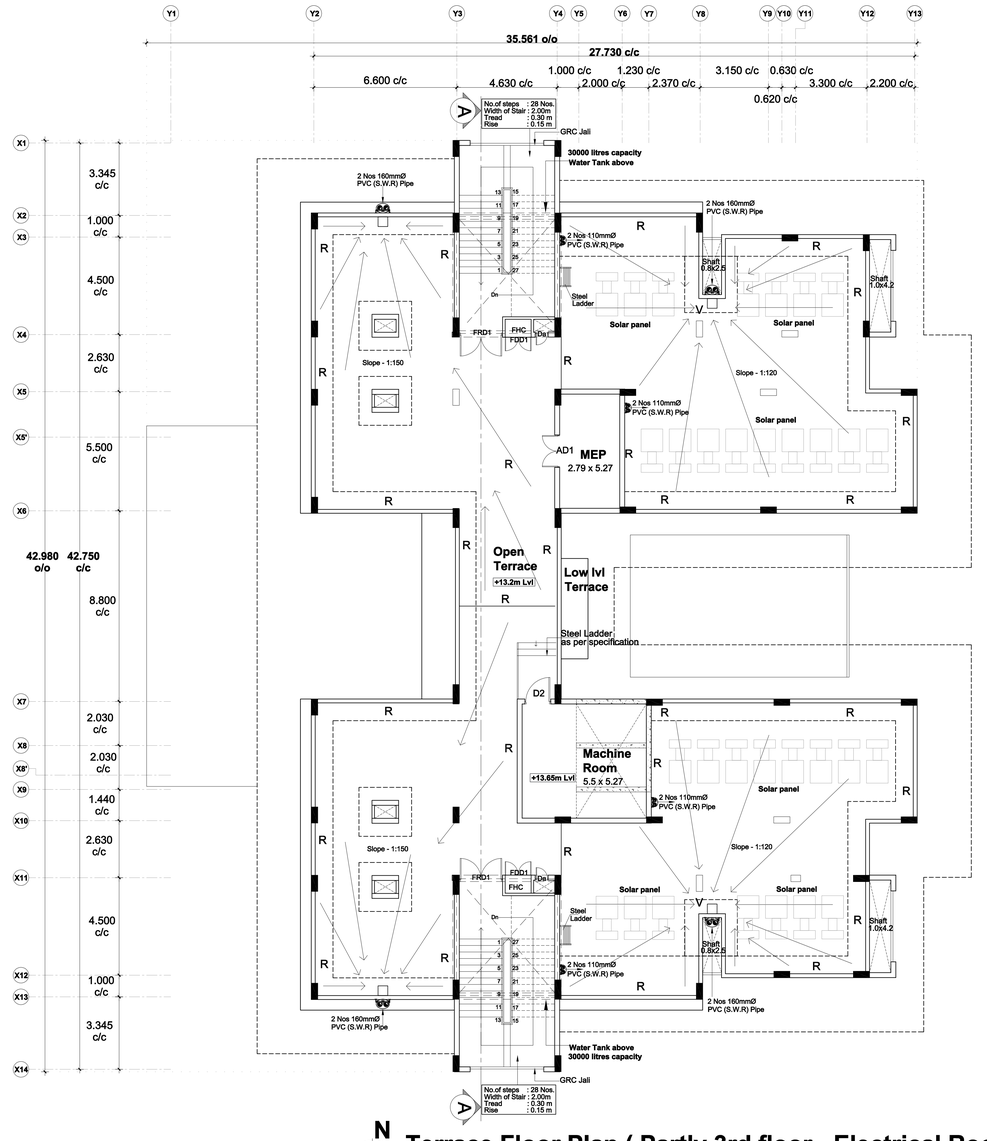

N Terrace Floor Plan (Partly 3rd floor - Electrical Room)

Scale : 1:100

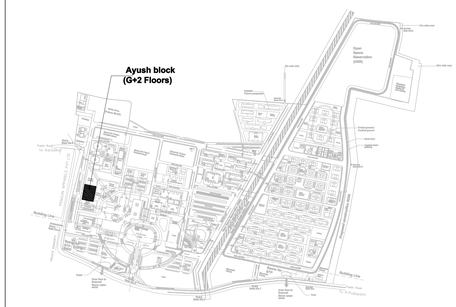

N Key Plan

Sheet Number	**: 2 of 3**
Building Name	**: Proposed Ayush Block (G+2 Floors)**
Block Number	**: 3 of 42**
Title	**: Second & Terrace Floor Plan**

PLAN SHOWING THE PROPOSED AYUSH BUILDING AT AIIMS MADURAI ,IN S.NO: 12/1, 12/2, 22/4, 23/2B, 23/3, 23/4B, 23/5, 23/6B,23/7B, 23/8, 23/9,24, 25/1, 25/2, 25/3, 26/2, 30, 31/1,32/1,33/1,34/1,35 36, 37/1, 38/1, 39, 40, 41, 42/1, 42/2, 43/1, 44/1, 44/2, 45/1, 45/2, 46/1, 46/2, 47/1, 47/2, 47/3, 48/3, 48/1, 48/2, 49/1, 49/2, 49/3, 50/1, 50/2, 50/3 53/1, K.PUDUPATTI VILLAGE, THIRUPPARANKUNDRAM TALUK, MADURAI DISTRICT, TAMIL NADU FOR SETTING UP OF ALL INDIA INSTITUTE OF MEDICAL SCIENCES (AIIMS), MADURAI. (SUPPORTED BY JICA) Loan No. - ID- P291 UNDER PMSSY DIVISION, MINISTRY OF HEALTH & FAMILY WELFARE GOVERNMENT OF INDIA.

NOTE : ALL DIMENSIONS ARE IN METRE

SPECIFICATION :

FOUNDATION	: Minimum of RCC 1:11/2:3 M25 Concrete Column footing Laid Over sand filling and PCC 1:4:8.
RCC WORK	: All Column, Beams, Roof Slab, Lintel,& Sunshade are in Minimum of RCC 1:11/2:3(M-25)
BRICKWORK	: B.W in Basement & Superstructure are in CM 1:5.
JOINERY	: Joineries are made with UPVC / Aluminium / Steel (or) first class teak wood.
WEATHERING COURSE	: 9" x 9" Pressed Tiles laid over the Brick Jelly with Lime mortor and sloped with water proofing compound.
PLASTERING	: Ceiling plastering with CM 1:3Inside & Outside walls are plastering with CM 1:4.
PAINTING	: White washing with two coats over the one coat of primer for Ceiling.Colour washing with two coats over one coat of primer for all Walls.

SCHEDULE OF JOINERIES

D	0.75 x 2.40	DOOR
D1	1.00 x 2.40	SINGLE DOOR
D1A	1.05 x 2.40	SINGLE DOOR
D2	1.20 x 2.40	SINGLE DOOR
D2A	1.20 x 2.40	DOUBLE DOOR
D3	1.50 x 2.40	DOUBLE DOOR
D4	2.00 x 2.40	ENTRANCE DOOR
AD	1.50 x 2.40	ACOUSTIC STEEL DOOR
FRD1	1.00 x 2.40	FIRE RATED SINGLE DOOR
W1	0.75 x 1.50	WINDOW
W2	1.20 x 1.50	WINDOW
W3	1.80 x 1.50	WINDOW
V	0.60 x 0.60	VENTILATOR
V1	0.75 x 0.60	VENTILATOR
V2	1.00 x 0.60	VENTILATOR

COLOUR INDEX :	REFERENCE :
PROPOSED	
BOUNDARY	
ROAD	
DRIVEWAY	

DRAWING TITLE :

Second & Terrace Floor Plan (Partly 3rd floor - Electrical Room)

APPLICANT :

लेफ्टिनेंट कर्नल अलोक देवरानी
Lt. Col Alok Devrani
अधीक्षण अभियंता (Superintending Engineer
अखिल भारतीय आयुर्विज्ञान संस्थान, मदुरै
All India Institute of Medical Sciences, Madurai
स्वास्थ्य और परिवार कल्याण मंत्रालय, भारत सरकार
Ministry of Health and Family Welfare, Govt of India

All India Institute of Medical Sciences (AIIMS)
Madurai, Tamil Nadu
Under PMSSY Division, Ministry of Health & Family Welfare, Government of India

ARCHITECT / REGISTERED ENGINEER :

D. MUKESH
Registered Architect,
Council of Architecture,
(CA/90/12775)
Registered Architect Grade-I, DTCP,
Registration No: 05/RA-I/2019
Salem - 636 004.

REGISTERED STRUCTURAL ENGINEER :

P. SIVAGAMI, M.E(Struct).,
Structural Engineer
Mukesh & Associates
Consultants & Engineers
Division - 2,
Narasothipatty, Salem - 636 004.
Reg. No: DTCP/SALEM/RSE-1/005/2020

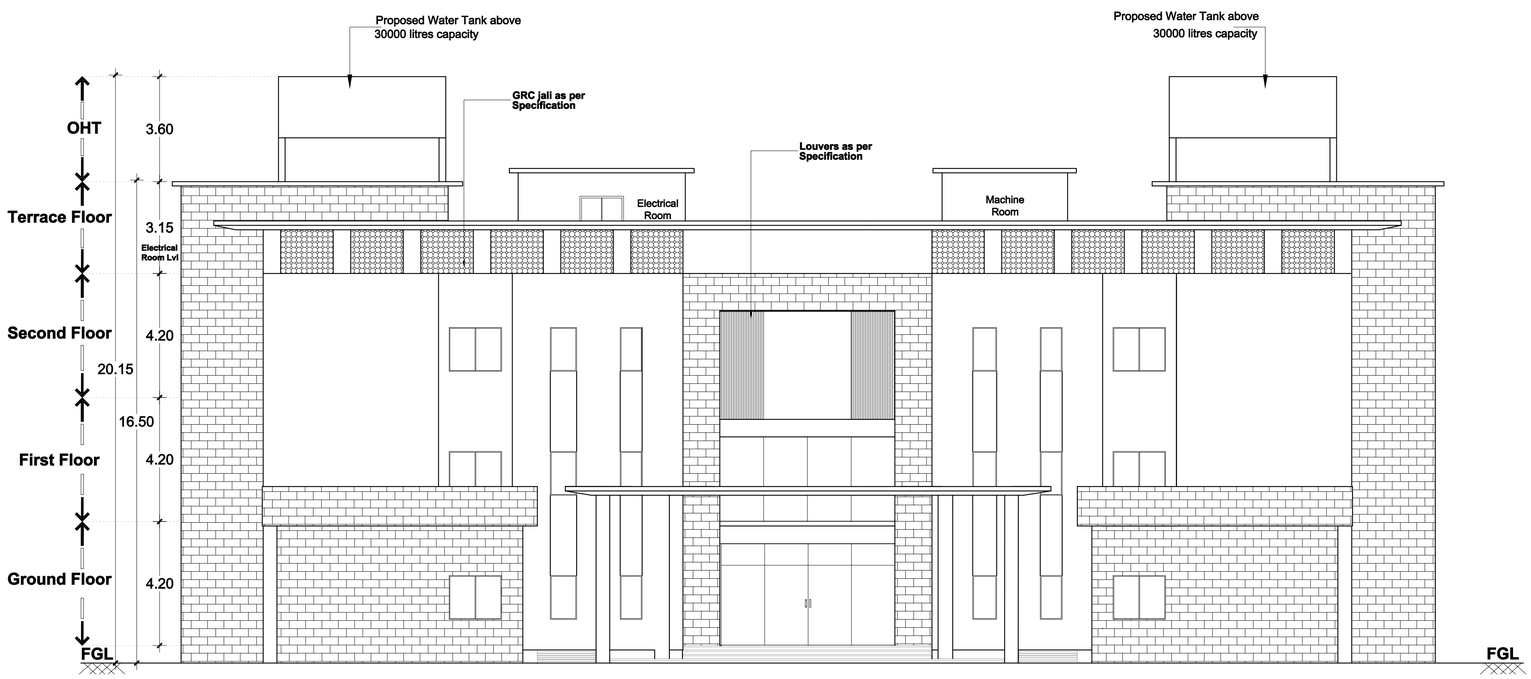

Elevation

Scale : 1:100

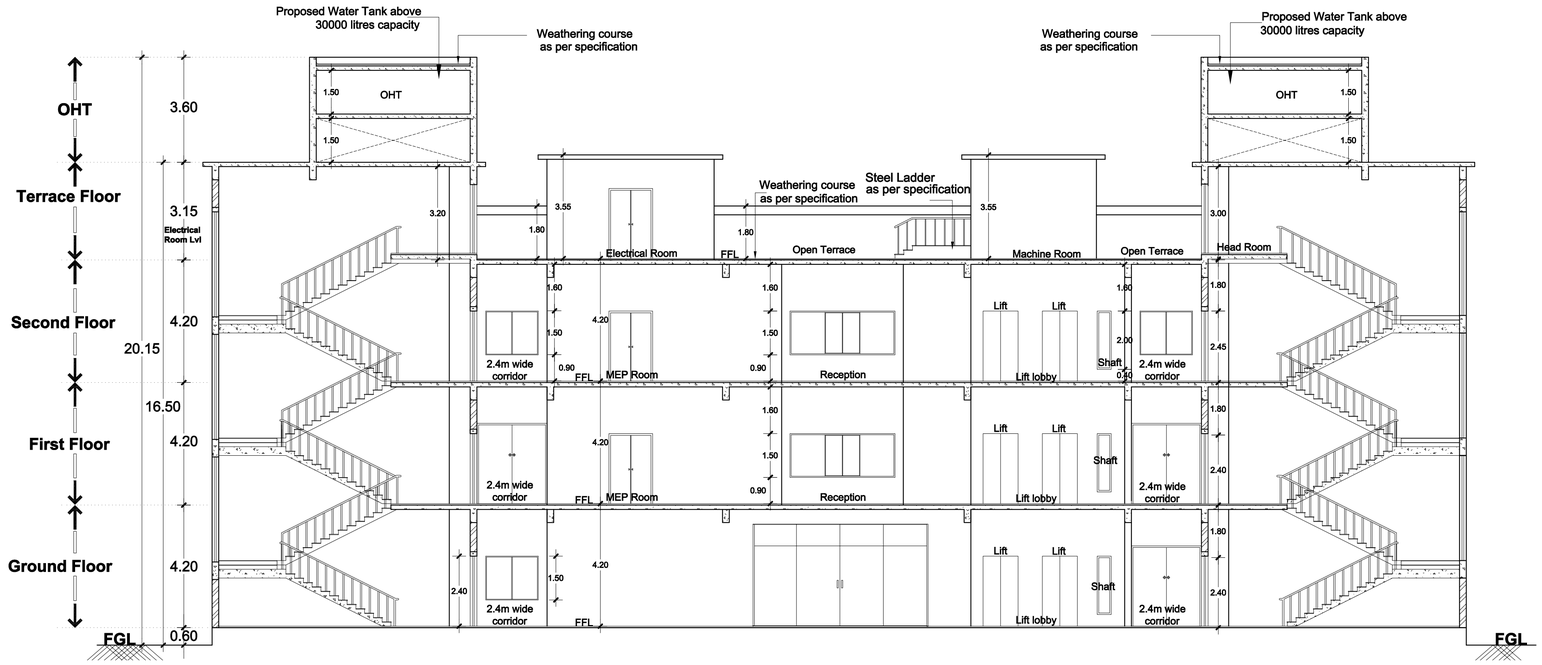

Section - AA

Scale : 1:100

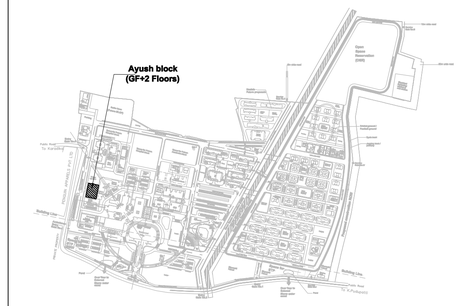

N **Key Plan**

Sheet Number	**: 3 of 3**
Building Name	**: Proposed Ayush Block (G+2 Floors)**
Block Number	**: 3 of 42**
Title	**: Section and Elevation**

PLAN SHOWING THE PROPOSED AYUSH BUILDING AT AIIMS MADURAI ,IN S.NO: 12/1, 12/2, 22/4, 23/2B, 23/3, 23/4B, 23/5, 23/6B,23/7B, 23/8, 23/9,24, 25/1, 25/2, 25/3, 26/2, 30, 31/1,32/1,33/1,34/1,35 36, 37/1, 38/1, 39, 40, 41, 42/1, 42/2, 43/1, 44/1, 44/2, 45/1, 45/2, 46/1, 46/2, 47/1, 47/2, 47/3, 48/3, 48/1, 48/2, 49/1, 49/2, 49/3, 50/1, 50/2, 50/3 53/1, K.PUDUPATTI VILLAGE, THIRUPPARANKUNDRAM TALUK, MADURAI DISTRICT, TAMIL NADU FOR SETTING UP OF ALL INDIA INSTITUTE OF MEDICAL SCIENCES (AIIMS), MADURAI. (SUPPORTED BY JICA) Loan No. - ID- P291 UNDER PMSSY DIVISION, MINISTRY OF HEALTH & FAMILY WELFARE GOVERNMENT OF INDIA.

NOTE : ALL DIMENSIONS ARE IN METRE

SPECIFICATION :

FOUNDATION	:	Minimum of RCC 1:11/2:3 M25 Concrete Column footing Laid Over sand filling and PCC 1:4:8.
RCC WORK	:	All Colum, Beams, Roof Slab, Lintel,& Sunshade are in Minimum of RCC 1:1 1/2:3(M-25)
BRICKWORK	:	B.W in Basement & Superstructure are in CM 1:5.
JOINERY	:	Joineries are made with UPVC / Aluminium / Steel (or) first class teak wood.
WEATHERING COURSE	:	9" x 9" Pressed Tiles laid over the Brick Jelly with Lime mortor and sloped with water proofing compound.
PLASTERING	:	Ceiling plastering with CM 1:3Inside & Outside walls are plastering with CM 1:4.
PAINTING	:	White washing with two coats over the one coat of primer for Ceiling,Colour washing with two coats over one coat of primer for all Walls.

SCHEDULE OF JOINERIES

D	0.75 x 2.40	DOOR
D1	1.00 x 2.40	SINGLE DOOR
D1A	1.05 x 2.40	SINGLE DOOR
D2	1.20 x 2.40	SINGLE DOOR
D2A	1.20 x 2.40	DOUBLE DOOR
D3	1.50 x 2.40	DOUBLE DOOR
D4	2.00 x 2.40	ENTRANCE DOOR
AD	1.50 x 2.40	ACOUSTIC STEEL DOOR
FRD1	1.00 x 2.40	FIRE RATED SINGLE DOOR
W1	0.75 x 1.50	WINDOW
W2	1.20 x 1.50	WINDOW
W3	1.80 x 1.50	WINDOW
V	0.60 x 0.60	VENTILATOR
V1	0.75 x 0.60	VENTILATOR
V2	1.00 x 0.60	VENTILATOR

COLOUR INDEX :	REFERENCE :
PROPOSED	N
BOUNDARY	
ROAD	
DRIVEWAY	

DRAWING TITLE :

SECTION & ELEVATION

APPLICANT :

लेफ्टिनेंट कर्नल अलोक देवरानी
Lt. Col Alok Devrani
अधीक्षण अभियंता / Superintending Engineer
अखिल भारतीय आयुर्विज्ञान संस्थान, मदुरै
All India Institute of Medical Sciences, Madurai
स्वास्थ्य और परिवार कल्याण मंत्रालय, भारत सरकार
Ministry of Health and Family Welfare, Govt of India

All India Institute of Medical Sciences (AIIMS)
Madurai, Tamil Nadu
Under PMSSY Division, Ministry of Health & Family Welfare, Government of India

STRUCTURAL ENGINEER :

D. MUKESH
Registered Architect,
Council of Architecture,
(CA/90/12779)
Registered Architect Grade-I, DTCP,
Registration No: 05/RA-I/2019
Salem - 636 004,

ARCHITECT :

P. SIVAGAMI, M.E(Struct)., Structural Engineer
Mukesh & Associates
Consultants & Engineers
Division - 2,
Narasothipatty, Salem - 636004.
Reg. No: DTCP/SALEM/RSE-1/005/2020

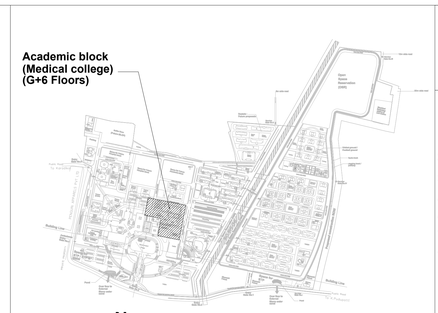

Sheet Number	:	**1 of 9**
Building Name	:	**Proposed ACADEMIC BLOCK (G+6 Floors)**
Block Number	:	**04 of 42**
Title	:	**Ground Floor plan**

PLAN SHOWING THE PROPOSED ACADEMIC BLOCK (G+6 Floors) AT AIIMS MADURAI ., S.NO: 12/1, 12/2, 22/4, 23/2B, 23/3, 23/4B, 23/5, 23/6B,23/7B, 23/8, 23/9,24, 25/1, 25/2, 25/3, 26/2, 30, 31/1,32/1,33/1,34/1, 35, 36, 37/1, 38/1, 39, 40, 41, 42/1, 42/2, 43/1, 44/1,44/2, 45/1, 45/2, 46/1, 46/2, 47/1, 47/2, 47/3, 48/1, 48/2, 48/3,49/1, 49/2, 49/3, 50/1, 50/2, 50/3 53/1, K.PUDUPATTI VILLAGE, THIRUPPARANKUNDRAM TALUK, MADURAI DISTRICT, TAMIL NADU FOR SETTING UP OF ALL INDIA INSTITUTE OF MEDICAL SCIENCES (AIIMS), MADURAI. (SUPPORTED BY JICA) Loan No. - ID- P291 UNDER PMSSY DIVISION, MINISTRY OF HEALTH & FAMILY WELFARE GOVERNMENT OF INDIA.

NOTE : ALL DIMENSIONS AREA IN METRE

SPECIFICATION :

FOUNDATION	:	Minimum of RCC 1:11/2:3 M25 Concrete Column footing Laid Over sand filling and PCC 1:4:8.
RCC WORK	:	All Column, Beams, Roof Slab, Lintel,& Sunshade are in Minimum of RCC 1:11/2:3(M-25)
BRICKWORK	:	B.W in Basement & Superstructure are in CM 1:5.
JOINERY	:	Joineries are made with UPVC / Aluminium / Steel (or) first class teak wood.
WEATHERING COURSE	:	9" x 9" Pressed Tiles laid over the Brick Jelly with Lime mortor and sloped with water proofing compound.
PLASTERING	:	Ceiling plastering with CM 1:3Inside & Outside walls are plastering with CM 1:4.
PAINTING	:	White washing with two coats over the one coat of primer for Ceiling.Colour washing with two coats over one coat of primer for all Walls.

SCHEDULE OF JOINERIES

Da	Duct door	0.60 x 2.10
D1	Door	0.80 x 2.10
D1a	Door	0.80 x 2.10
D2	Door	1.00 x 2.40
D2a	Door	1.00 x 2.40
SD	Sliding Door	1.05 x 2.40
D3	Door	1.20 x 2.40
D3a	Door (Toilet)	1.20 x 2.40
D3b	Double Door	1.20 x 2.40
D4	Double Door	1.50 x 2.40
D5	Double Door	2.00 x 2.40
ED	Entrance Door	2.00 x 2.40
FRD	Fire Rated Door	1.20 x 2.40
FRDa	Fire Rated Door	1.20 x 2.40
FDD	Fire Shaft Door	1.20 x 2.40
FRD1	Fire Rated Exit Door	2.00 x 2.40
AD	Acoustic Door	1.50 x 2.40
AD1	Acoustic Door	2.00 x 2.40

Windows / Ventilators

W2	Window	1.50 x 1.50
W3	Window	1.80 x 1.50
SW2	Structural Glazing Window	1.50 x 1.50
SW3	Structural Glazing Window	1.80 x 1.50
SW4	Structural Glazing Window	2.40 x 1.50
V1	Ventilator	0.60 x 0.90
V2	Ventilator	0.75 x 0.90
V3	Ventilator	0.90 x 0.90
RV5	Roof Level Ventilator	1.50 x 0.90
RV6	Roof Level Ventilator	1.80 x 0.90
RV8	Roof Level Ventilator	2.40 x 0.90
RV9	Roof Level Ventilator	3.00 x 0.90
FG3	Fixed Glass	1.80 x Varies
FG4	Fixed Glass	2.40 x Varies
FG5	Fixed Glass	3.00 x Varies

(Openable - Wherever Necessary)

Structural Glazing

SG	Structural Glazing	Varies
SG2	Structural Glazing	1.50 x Varies
SG3	Structural Glazing	1.80 x Varies
SG4	Structural Glazing	2.40 x Varies

(Openable - Wherever Necessary)

COLOUR INDEX : PROPOSED, BOUNDARY, ROAD, DRIVEWAY

REFERENCE :

N

DRAWING TITLE :

Ground Floor Plan

APPLICANT :

Lt. Col Alok Dwivedi
अधीक्षण अभियंता / Superintending Engineer
अखिल भारतीय आयुर्विज्ञान संस्थान, मदुरै
All India Institute of Medical Sciences, Madurai
पोस्ट पुडुपट्टी, तिरुपरनकुंद्रम, मदुरै-625021
Ministry of Health and Family Welfare, Govt of India

All India Institute of Medical Sciences (AIIMS) Madurai, Tamil Nadu
Under PMSSY Division, Ministry of Health & Family Welfare, Government of India

ARCHITECT / REGISTERED ENGINEER :

D. MUKESH
Registered Architect,
Council of Architecture,
(CA/90/12779)
Registered Architect Grade-I, DTCP,
Registration No: 05/RA-I/2019
Salem - 636 004.

REGISTERED STRUCTURAL ENGINEER :

P. SIVAGAMI, M.E(Struct)..
Structural Engineer
Mukesh & Associates
Consultants & Engineers
Division - 2
Narasothipatty, Salem.-636004
Reg. No: DTCP/SALEM/RSE-1/005/2020

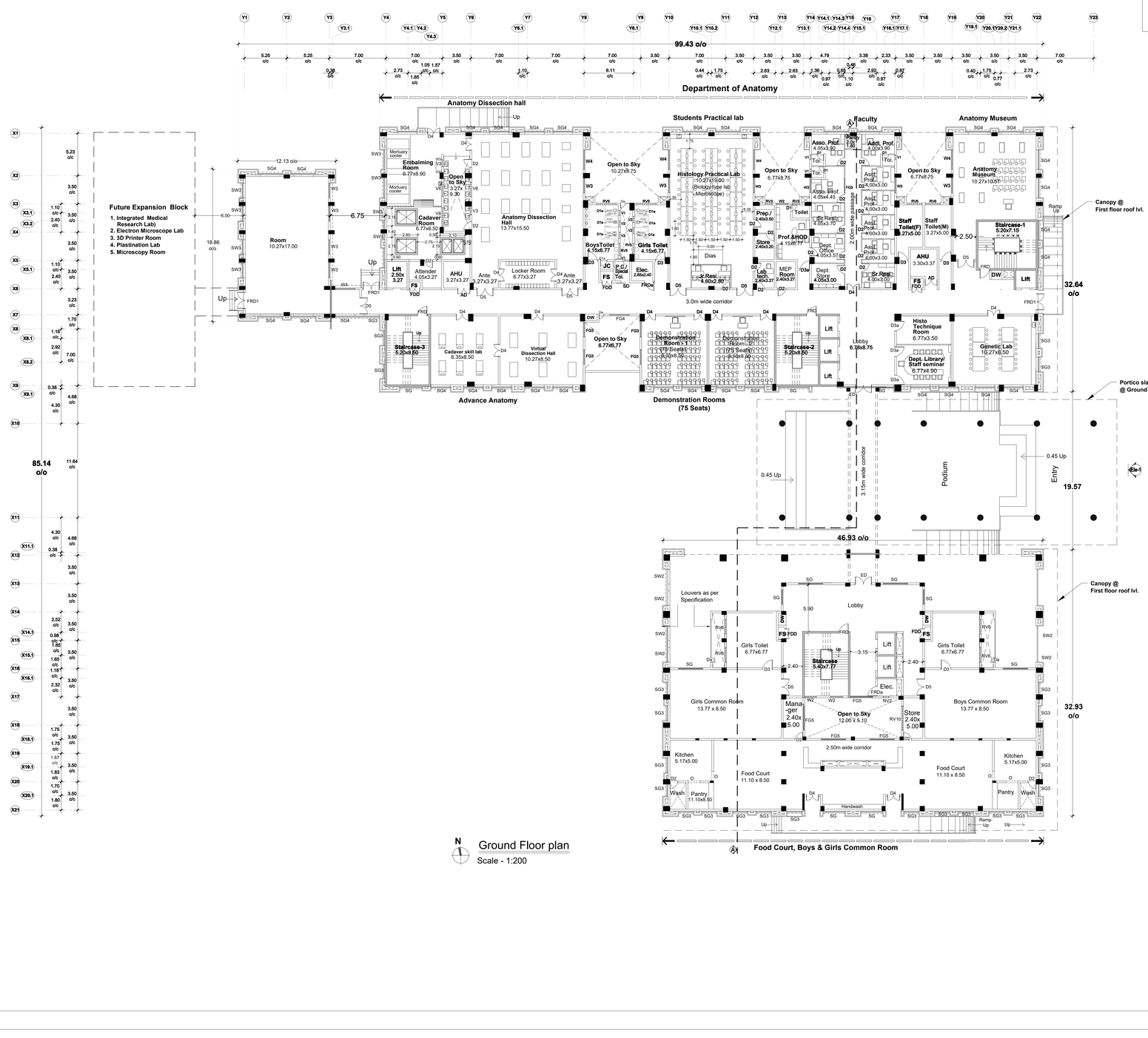

N Ground Floor plan
Scale - 1:200

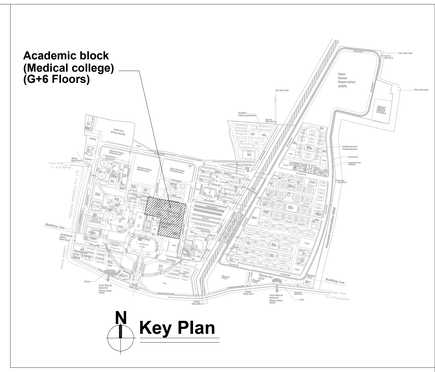

Sheet Number	:	**2 of 9**
Building Name	:	**Proposed ACADEMIC BLOCK (G+6 Floors)**
Block Number	:	**04 of 42**
Title	:	**First Floor plan**

PLAN SHOWING THE PROPOSED ACADEMIC BLOCK (G+6 Floors) AT AIIMS MADURAI .,

S.NO: 12/1, 12/2, 22/4, 23/2B, 23/3, 23/4B, 23/5, 23/6B,23/7B, 23/8, 23/9,24, 25/1, 25/2, 25/3, 26/2, 30, 31/1,32/1,33/1,34/1, 35, 36, 37/1, 38/1, 39, 40, 41, 42/1, 42/2, 43/1, 44/1,44/2, 45/1, 45/2, 46/1, 46/2, 47/1, 47/2, 47/3, 48/1, 48/2, 48/3,49/1, 49/2, 49/3, 50/1, 50/2, 50/3 53/1, K.PUDUPATTI VILLAGE, THIRUPPARANKUNDRAM TALUK, MADURAI DISTRICT, TAMIL NADU FOR SETTING UP OF ALL INDIA INSTITUTE OF MEDICAL SCIENCES (AIIMS), MADURAI. (SUPPORTED BY JICA) Loan No. - ID- P291 UNDER PMSSY DIVISION, MINISTRY OF HEALTH & FAMILY WELFARE GOVERNMENT OF INDIA.

NOTE : ALL DIMENSIONS AREA IN METRE

SPECIFICATION :

FOUNDATION	:	Minimum of RCC 1:11/2:3 M25 Concrete Column footing Laid Over sand filling and PCC 1:4:8.
RCC WORK	:	All Column, Beams, Roof Slab, Lintel,& Sunshade are in Minimum of RCC 1:11/2:3(M-25)
BRICKWORK	:	B.W in Basement & Superstructure are in CM 1:5.
JOINERY	:	Joineries are made with UPVC / Aluminium / Steel (or) first class teak wood.
WEATHERING COURSE	:	9" x 9" Pressed Tiles laid over the Brick Jelly with Lime mortor and sloped with water proofing compound.
PLASTERING	:	Ceiling plastering with CM 1:3Inside & Outside walls are plastering with CM 1:4.
PAINTING	:	White washing with two coats over the one coat of primer for Ceiling.Colour washing with two coats over one coat of primer for all Walls.

SCHEDULE OF JOINERIES

Da	Duct door	0.60 x 2.10
D1	Door	0.80 x 2.10
D1a	Door	0.80 x 2.10
D2	Door	1.00 x 2.40
D2a	Door	1.00 x 2.40
SD	Sliding Door	1.05 x 2.40
D3	Door	1.20 x 2.40
D3a	Door (Toilet)	1.20 x 2.40
D3b	Double Door	1.20 x 2.40
D4	Double Door	1.50 x 2.40
D5	Double Door	2.00 x 2.40
ED	Entrance Door	2.00 x 2.40
FRD	Fire Rated Door	1.20 x 2.40
FRDa	Fire Rated Door	1.20 x 2.40
FDD	Fire Shaft Door	1.20 x 2.40
FRD1	Fire Rated Exit Door	2.00 x 2.40
AD	Acoustic Door	1.50 x 2.40
AD1	Acoustic Door	2.00 x 2.40

Windows / Ventilators

W2	Window	1.50 x 1.50
W3	Window	1.80 x 1.50
SW2	Structural Glazing Window	1.50 x 1.50
SW3	Structural Glazing Window	1.80 x 1.50
SW4	Structural Glazing Window	2.40 x 1.50
V1	Ventilator	0.60 x 0.90
V2	Ventilator	0.75 x 0.90
V3	Ventilator	0.90 x 0.90
RV5	Roof Level Ventilator	1.50 x 0.90
RV6	Roof Level Ventilator	1.80 x 0.90
RV8	Roof Level Ventilator	2.40 x 0.90
RV9	Roof Level Ventilator	3.00 x 0.90
FG3	Fixed Glass	1.80 x Varies
FG4	Fixed Glass	2.40 x Varies
FG5	Fixed Glass	3.00 x Varies
(Openable - Wherever Necessary)		

Structural Glazing

SG	Structural Glazing	Varies
SG2	Structural Glazing	1.50 x Varies
SG3	Structural Glazing	1.80 x Varies
SG4	Structural Glazing	2.40 x Varies
(Openable - Wherever Necessary)		

COLOUR INDEX :

PROPOSED
BOUNDARY
ROAD
DRIVEWAY

REFERENCE :

N

DRAWING TITLE :

First Floor Plan

APPLICANT :

Lt. Col Alok Devrani
अधीक्षण अभियंता / Superintending Engineer
केन्द्रीय लोक निर्माण विभाग, भारत सरकार
Area Office, Central Public Works Department
कार्य-क्षेत्र, दी ऑल इण्डिया इंस्टीट्यूट, मदुरै-625 020
Ministry of Health and Family Welfare, Govt of India

All India Institute of Medical Sciences (AIIMS)
Madurai, Tamil Nadu
Under PMSSY Division, Ministry of Health & Family Welfare, Government of India

ARCHITECT / REGISTERED ENGINEER :

D. MUKESH
Registered Architect,
Council of Architecture,
(CA/90/12779)
Registered Architect Grade-I, DTCP,
Registration No: 05/RA-I/2019
Salem - 636 004.

REGISTERED STRUCTURAL ENGINEER :

P. SIVAGAMI, M.E(Struct)., Structural Engineer
Mukesh & Associates
Consultants & Engineers
Division - 2,
Narasothipatty, Salem - 636 004.
Reg. No: DTCP/SALEM/RSE-1/005/2020

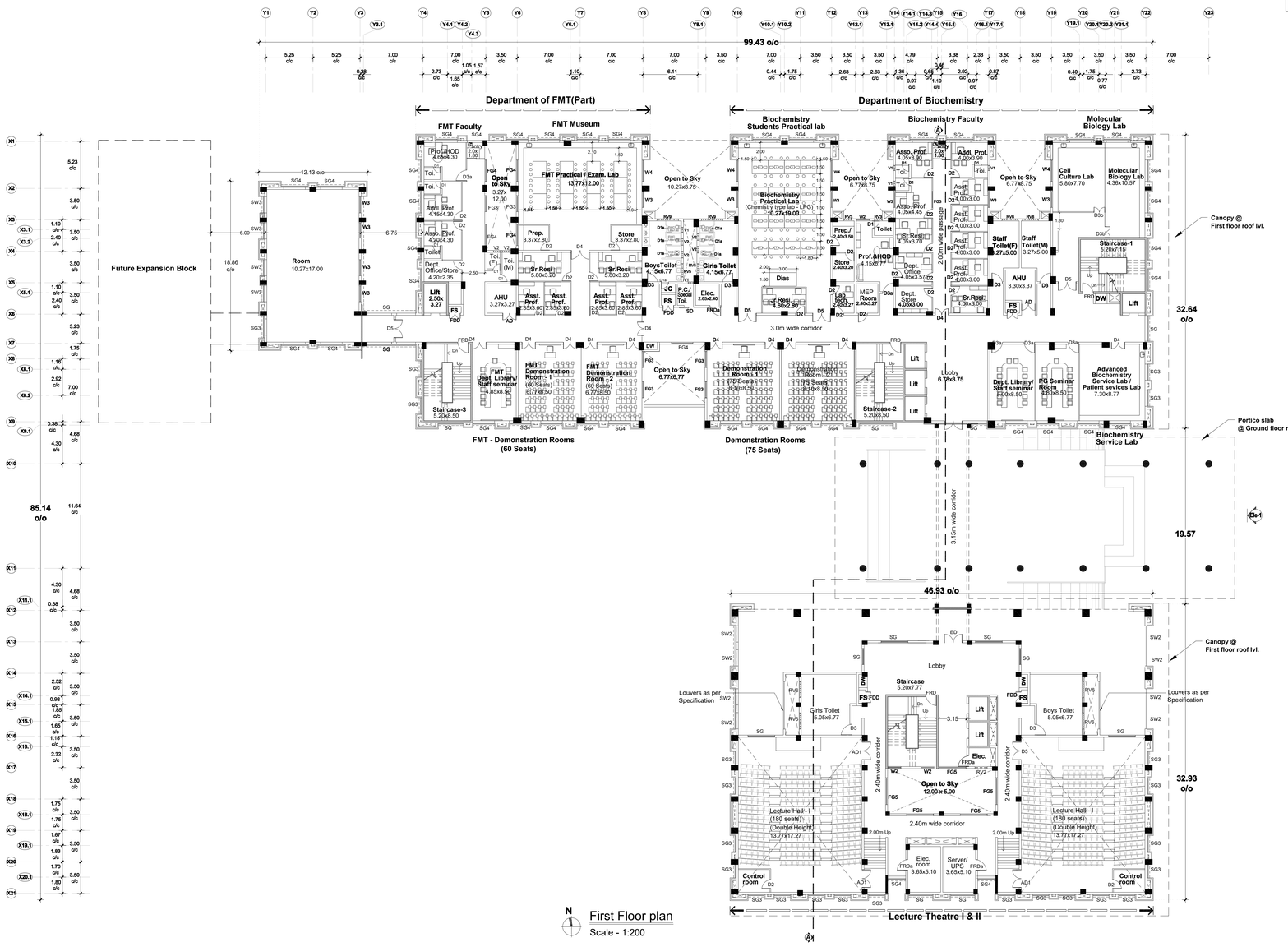

N
First Floor plan
Scale - 1:200

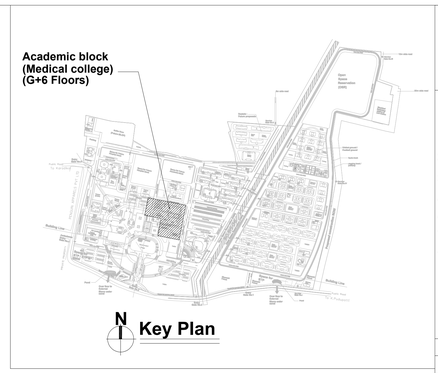

Sheet Number	:	**3 of 9**
Building Name	:	**Proposed ACADEMIC BLOCK (G+6 Floors)**
Block Number	:	**04 of 42**
Title	:	**Second Floor plan**

PLAN SHOWING THE PROPOSED ACADEMIC BLOCK (G+6 Floors) AT AIIMS MADURAI .,

S.NO: 12/1, 12/2, 22/4, 23/2B, 23/3, 23/4B, 23/5, 23/6B,23/7B, 23/8, 23/9,24, 25/1, 25/2, 25/3, 26/2, 30, 31/1,32/1,33/1,34/1, 35, 36, 37/1, 38/1, 39, 40, 41, 42/1, 42/2, 43/1, 44/1,44/2, 45/1, 45/2, 46/1, 46/2, 47/1, 47/2, 47/3, 48/1, 48/2, 48/3,49/1, 49/2, 49/3, 50/1, 50/2, 50/3 53/1, K.PUDUPATTI VILLAGE, THIRUPPARANKUNDRAM TALUK, MADURAI DISTRICT, TAMIL NADU FOR SETTING UP OF ALL INDIA INSTITUTE OF MEDICAL SCIENCES (AIIMS), MADURAI. (SUPPORTED BY JICA) Loan No. - ID- P291 UNDER PMSSY DIVISION, MINISTRY OF HEALTH & FAMILY WELFARE GOVERNMENT OF INDIA.

NOTE : ALL DIMENSIONS AREA IN METRE

SPECIFICATION :

FOUNDATION	:	Minimum of RCC 1:11/2:3 M25 Concrete Column footing Laid Over sand filling and PCC 1:4:8.
RCC WORK	:	All Column, Beams, Roof Slab, Lintel,& Sunshade are in Minimum of RCC 1:11/2:3(M-25)
BRICKWORK	:	B.W in Basement & Superstructure are in CM 1:5.
JOINERY	:	Joineries are made with UPVC / Aluminium / Steel (or) first class teak wood.
WEATHERING COURSE	:	9" x 9" Pressed Tiles laid over the Brick Jelly with Lime mortor and sloped with water proofing compound.
PLASTERING	:	Ceiling plastering with CM 1:3Inside & Outside walls are plastering with CM 1:4.
PAINTING	:	White washing with two coats over the one coat of primer for Ceiling.Colour washing with two coats over one coat of primer for all Walls.

SCHEDULE OF JOINERIES

Da	Duct door	0.60 x 2.10
D1	Door	0.80 x 2.10
D1a	Door	0.80 x 2.10
D2	Door	1.00 x 2.40
D2a	Door	1.00 x 2.40
SD	Sliding Door	1.05 x 2.40
D3	Door	1.20 x 2.40
D3a	Door (Toilet)	1.20 x 2.40
D3b	Double Door	1.20 x 2.40
D4	Double Door	1.50 x 2.40
D5	Double Door	2.00 x 2.40
ED	Entrance Door	2.00 x 2.40
FRD	Fire Rated Door	1.20 x 2.40
FRDa	Fire Rated Door	1.20 x 2.40
FDD	Fire Shaft Door	1.20 x 2.40
FRD1	Fire Rated Exit Door	2.00 x 2.40
AD	Acoustic Door	1.50 x 2.40
AD1	Acoustic Door	2.00 x 2.40

Windows / Ventilators

W2	Window	1.50 x 1.50
W3	Window	1.80 x 1.50
SW2	Structural Glazing Window	1.50 x 1.50
SW3	Structural Glazing Window	1.80 x 1.50
SW4	Structural Glazing Window	2.40 x 1.50
V1	Ventilator	0.60 x 0.90
V2	Ventilator	0.75 x 0.90
V3	Ventilator	0.90 x 0.90
RV5	Roof Level Ventilator	1.50 x 0.90
RV6	Roof Level Ventilator	1.80 x 0.90
RV8	Roof Level Ventilator	2.40 x 0.90
RV9	Roof Level Ventilator	3.00 x 0.90
FG3	Fixed Glass	1.80 x Varies
FG4	Fixed Glass	2.40 x Varies
FG5	Fixed Glass	3.00 x Varies

(Openable - Wherever Necessary)

Structural Glazing

SG	Structural Glazing	Varies
SG2	Structural Glazing	1.50 x Varies
SG3	Structural Glazing	1.80 x Varies
SG4	Structural Glazing	2.40 x Varies

(Openable - Wherever Necessary)

COLOUR INDEX : PROPOSED, BOUNDARY, ROAD, DRIVEWAY

REFERENCE :

DRAWING TITLE :

Second Floor Plan

APPLICANT :

लेफ्टिनेंट कर्नल अलोक देवरानी
Lt. Col Alok Devrani
अधीक्षण अभियंता / Superintending Engineer
सीपीडब्ल्यूडी सेन्ट्रल पब्लिक वर्क्स डिवीजन, मदुरै
All India Institute of Medical Sciences, Madurai
स्वास्थ्य और परिवार कल्याण मंत्रालय, भारत सरकार
Ministry of Health and Family Welfare, Govt of India

All India Institute of Medical Sciences (AIIMS) Madurai, Tamil Nadu
Under PMSSY Division, Ministry of Health & Family Welfare, Government of India

ARCHITECT / REGISTERED ENGINEER :

D. MUKESH
Registered Architect,
Council of Architecture,
(CA/90/12779)
Registered Architect Grade-I, DTCP,
Registration No: 05/RA-I/2019
Salem - 636 004.

REGISTERED STRUCTURAL ENGINEER :

P. SIVAGAMI, M.E(Struct).,
Structural Engineer
Mukesh & Associates
Consultants & Engineers
Division - 2,
Narasothipatty, Salem - 636 004.
Reg. No: DTCP/SALEM/RSE-1/005/2020

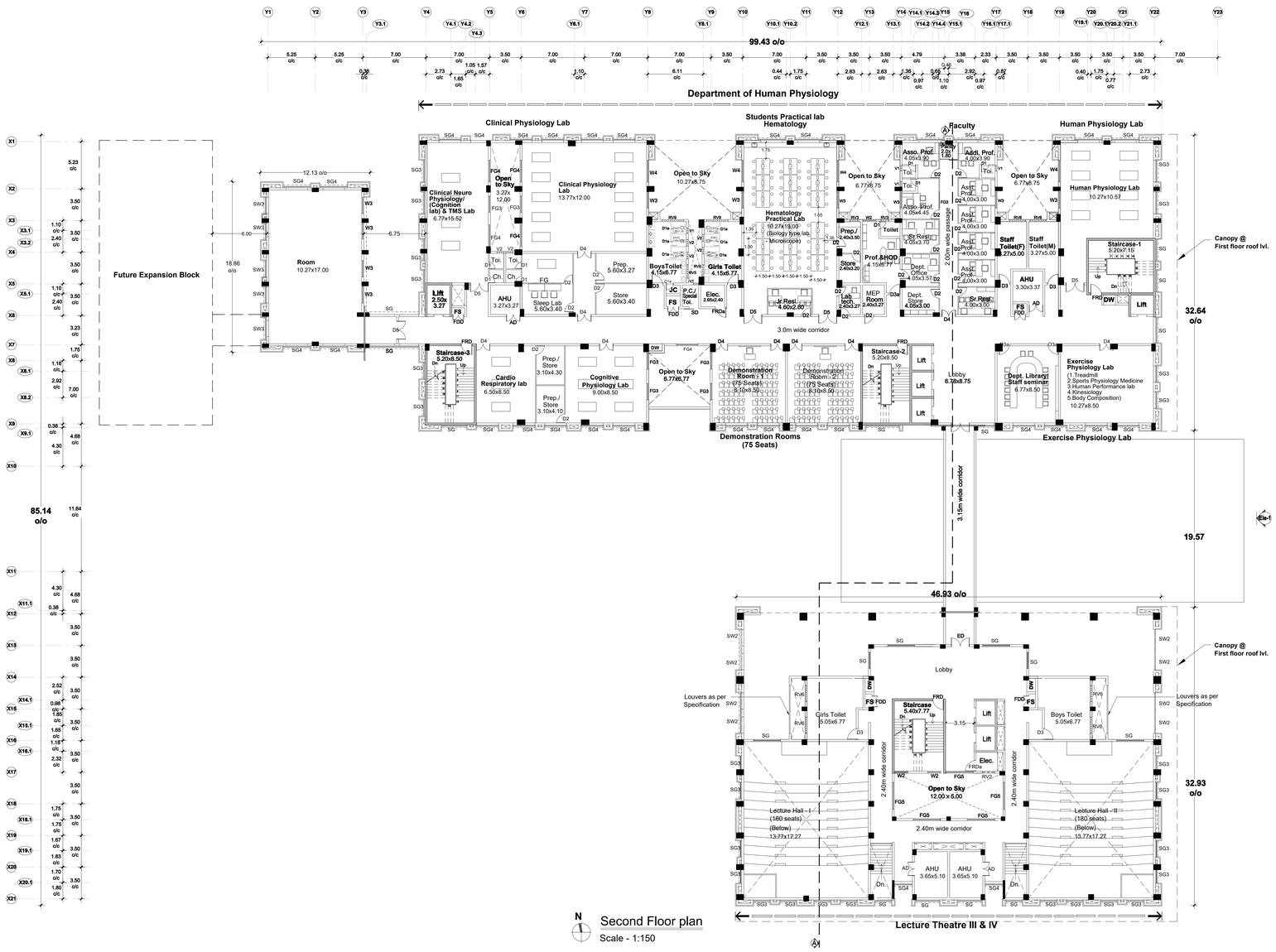

N Second Floor plan
Scale - 1:150

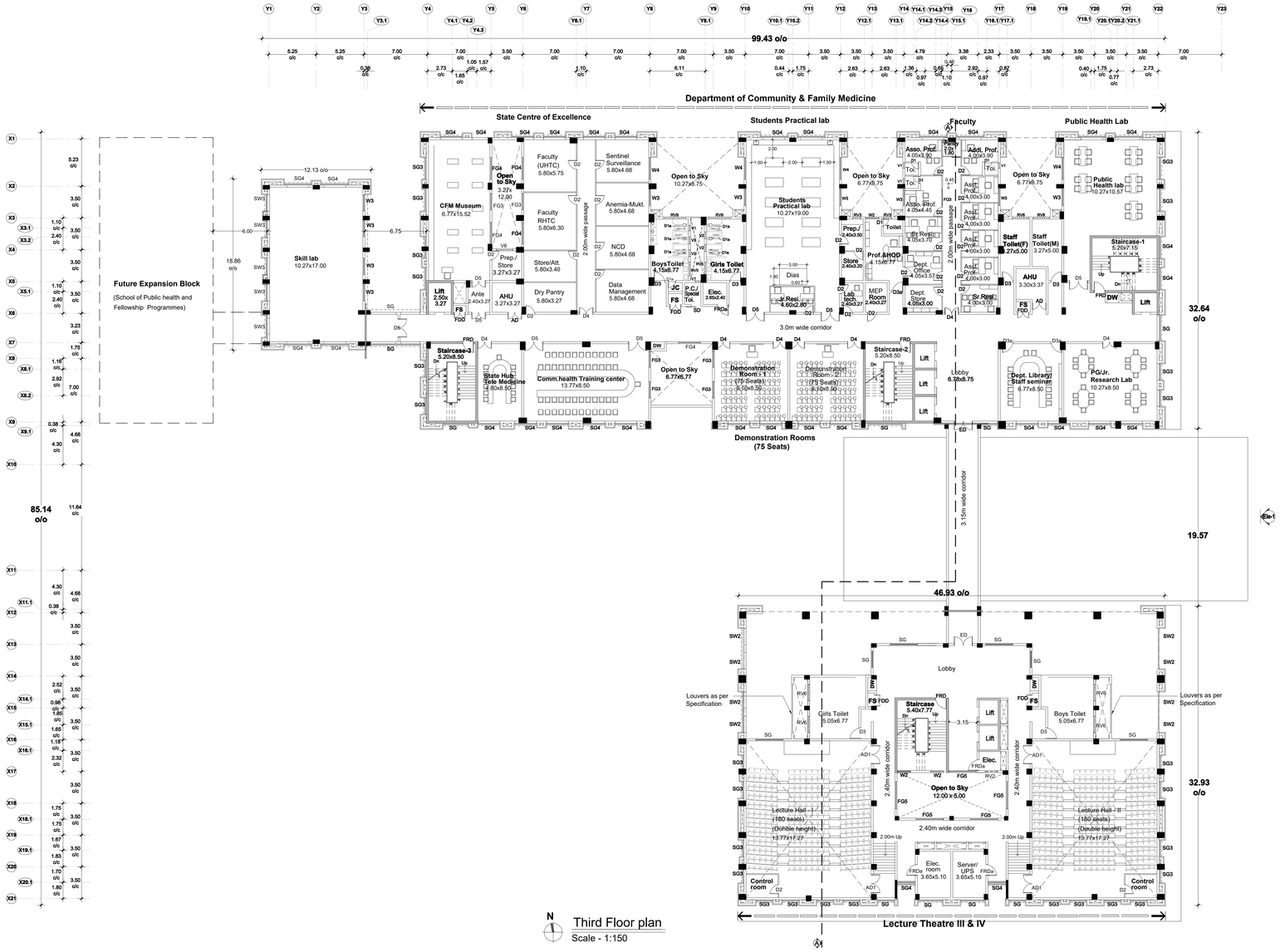

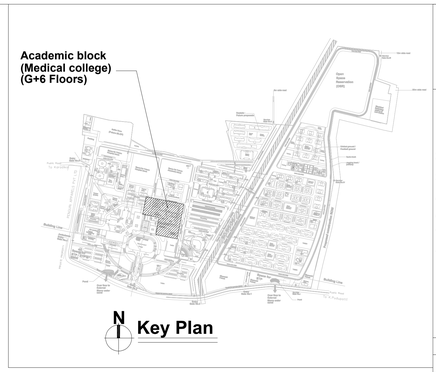

Sheet Number	:	**4 of 9**
Building Name	:	**Proposed ACADEMIC BLOCK (G+6 Floors)**
Block Number	:	**04 of 42**
Title	:	**Third Floor Plan**

PLAN SHOWING THE PROPOSED ACADEMIC BLOCK (G+6 Floors) AT AIIMS MADURAI ., S.NO: 12/1, 12/2, 22/4, 23/2B, 23/3, 23/4B, 23/5, 23/6B,23/7B, 23/8, 23/9,24, 25/1, 25/2, 25/3, 26/2, 30, 31/1,32/1,33/1,34/1, 35, 36, 37/1, 38/1, 39, 40, 41, 42/1, 42/2, 43/1, 44/1,44/2, 45/1, 45/2, 46/1, 46/2, 47/1, 47/2, 47/3, 48/1, 48/2, 48/3,49/1, 49/2, 49/3, 50/1, 50/2, 50/3 53/1, K.PUDUPATTI VILLAGE, THIRUPPARANKUNDRAM TALUK, MADURAI DISTRICT, TAMIL NADU FOR SETTING UP OF ALL INDIA INSTITUTE OF MEDICAL SCIENCES (AIIMS), MADURAI. (SUPPORTED BY JICA) Loan No. - ID- P291 UNDER PMSSY DIVISION, MINISTRY OF HEALTH & FAMILY WELFARE GOVERNMENT OF INDIA.

NOTE : ALL DIMENSIONS AREA IN METRE

SPECIFICATION :

FOUNDATION	:	Minimum of RCC 1:11/2:3 M25 Concrete Column footing Laid Over sand filling and PCC 1:4:8.
RCC WORK	:	All Column, Beams, Roof Slab, Lintel,& Sunshade are in Minimum of RCC 1:11/2:3(M-25)
BRICKWORK	:	B.W in Basement & Superstructure are in CM 1:5.
JOINERY	:	Joineries are made with UPVC / Aluminium / Steel (or) first class teak wood.
WEATHERING COURSE	:	9" x 9" Pressed Tiles laid over the Brick Jelly with Lime mortor and sloped with water proofing compound.
PLASTERING	:	Ceiling plastering with CM 1:3Inside & Outside walls are plastering with CM 1:4.
PAINTING	:	White washing with two coats over the one coat of primer for Ceiling.Colour washing with two coats over one coat of primer for all Walls.

SCHEDULE OF JOINERIES

Da	Duct door	0.60 x 2.10
D1	Door	0.80 x 2.10
D1a	Door	0.80 x 2.10
D2	Door	1.00 x 2.40
D2a	Door	1.00 x 2.40
SD	Sliding Door	1.05 x 2.40
D3	Door	1.20 x 2.40
D3a	Door (Toilet)	1.20 x 2.40
D3b	Double Door	1.20 x 2.40
D4	Double Door	1.50 x 2.40
D5	Double Door	2.00 x 2.40
ED	Entrance Door	2.00 x 2.40
FRD	Fire Rated Door	1.20 x 2.40
FRDa	Fire Rated Door	1.20 x 2.40
FDD	Fire Shaft Door	1.20 x 2.40
FRD1	Fire Rated Exit Door	2.00 x 2.40
AD	Acoustic Door	1.50 x 2.40
AD1	Acoustic Door	2.00 x 2.40

Windows / Ventilators

W2	Window	1.50 x 1.50
W3	Window	1.80 x 1.50
SW2	Structural Glazing Window	1.50 x 1.50
SW3	Structural Glazing Window	1.80 x 1.50
SW4	Structural Glazing Window	2.40 x 1.50
V1	Ventilator	0.60 x 0.90
V2	Ventilator	0.75 x 0.90
V3	Ventilator	0.90 x 0.90
RV5	Roof Level Ventilator	1.50 x 0.90
RV6	Roof Level Ventilator	1.80 x 0.90
RV8	Roof Level Ventilator	2.40 x 0.90
RV9	Roof Level Ventilator	3.00 x 0.90
FG3	Fixed Glass	1.80 x Varies
FG4	Fixed Glass	2.40 x Varies
FG5	Fixed Glass	3.00 x Varies
(Openable - Wherever Necessary)		

Structural Glazing

SG	Structural Glazing	Varies
SG2	Structural Glazing	1.50 x Varies
SG3	Structural Glazing	1.80 x Varies
SG4	Structural Glazing	2.40 x Varies
(Openable - Wherever Necessary)		

COLOUR INDEX :

PROPOSED
BOUNDARY
ROAD
DRIVEWAY

REFERENCE :

N

DRAWING TITLE :

Third Floor Plan

APPLICANT :

Lt. Col Alok Devrani
अधीक्षण अभियंता / Superintending Engineer
अखिल भारतीय आयुर्विज्ञान संस्थान, मदुरै
All India Institute of Medical Sciences, Madurai
स्वास्थ्य और परिवार कल्याण मंत्रालय, भारत सरकार
Ministry of Health and Family Welfare, Govt of India

All India Institute of Medical Sciences (AIIMS)
Madurai, Tamil Nadu
Under PMSSY Division, Ministry of Health & Family Welfare, Government of India

ARCHITECT / REGISTERED ENGINEER :

D. MUKESH
Registered Architect,
Council of Architecture,
(CA/90/12779)
Registered Architect Grade-I, DTCP,
Registration No: 05/RA-I/2019
Salem - 636 004.

REGISTERED STRUCTURAL ENGINEER :

P. SIVAGAMI, M.E(Struct).,
Structural Engineer
Mukesh & Associates
Consultants & Engineers
Division - 2,
Narasothipatty, Salem - 636 004.
Reg. No: DTCP/SALEM/RSE-1/005/2020

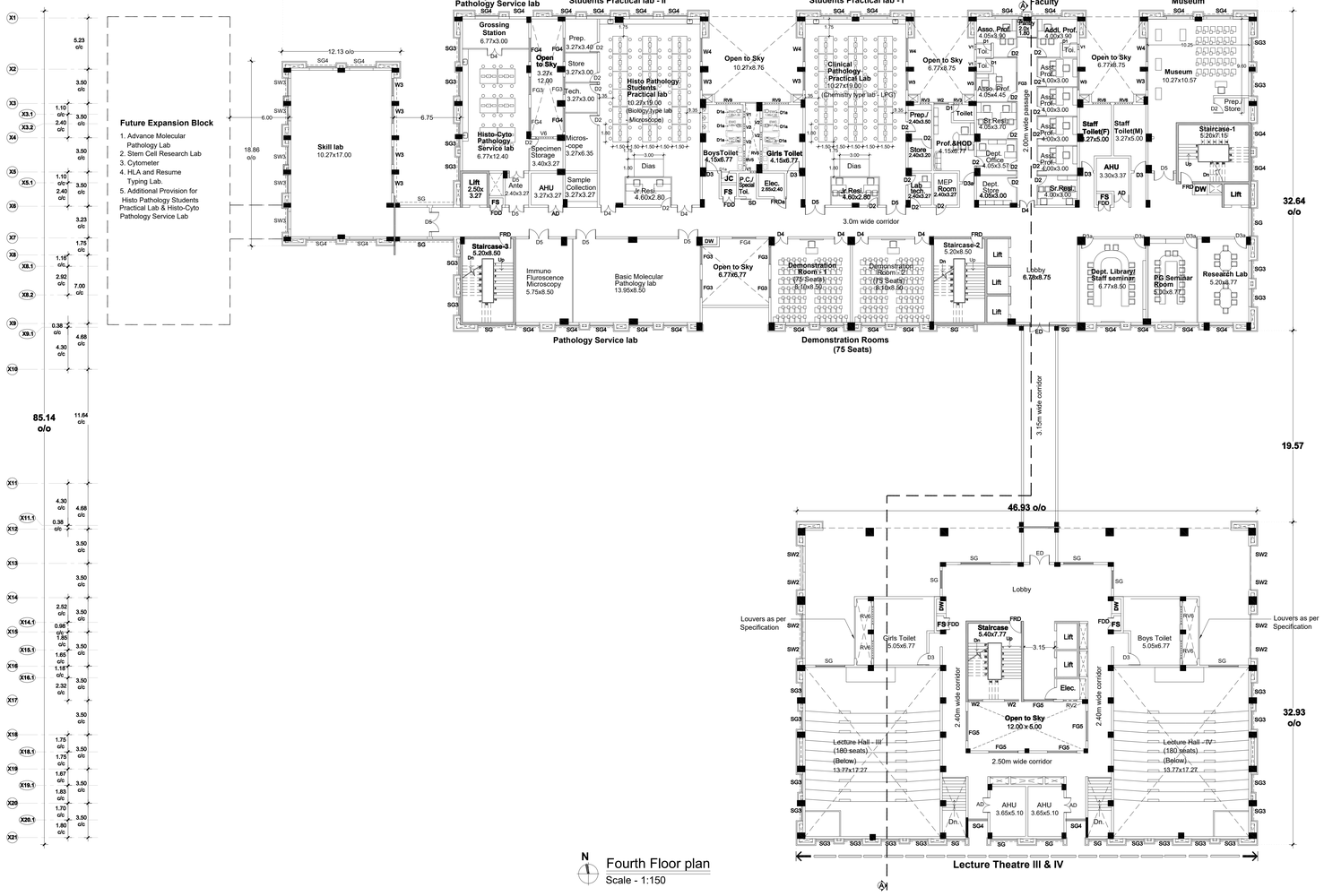

N

Fourth Floor plan

Scale - 1:150

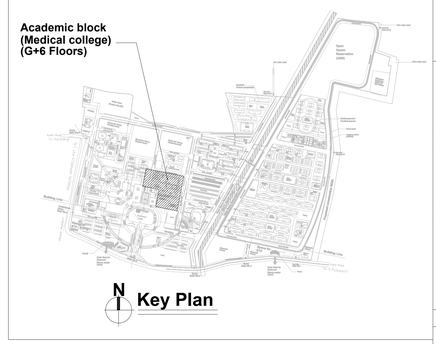

N

Key Plan

Sheet Number	:	**5 of 9**
Building Name	:	**Proposed ACADEMIC BLOCK (G+6 Floors)**
Block Number	:	**04 of 42**
Title	:	**Fourth Floor Plan**

PLAN SHOWING THE PROPOSED ACADEMIC BLOCK (G+6 Floors) AT AIIMS MADURAI .,

S.NO: 12/1, 12/2, 22/4, 23/2B, 23/3, 23/4B, 23/5, 23/6B,23/7B, 23/8, 23/9,24, 25/1, 25/2, 25/3, 26/2, 30, 31/1,32/1,33/1,34/1, 35, 36, 37/1, 38/1, 39, 40, 41, 42/1, 42/2, 43/1, 44/1,44/2, 45/1, 45/2, 46/1, 46/2, 47/1, 47/2, 47/3, 48/1, 48/2, 48/3,49/1, 49/2, 49/3, 50/1, 50/2, 50/3 53/1, K.PUDUPATTI VILLAGE, THIRUPPARANKUNDRAM TALUK, MADURAI DISTRICT, TAMIL NADU FOR SETTING UP OF ALL INDIA INSTITUTE OF MEDICAL SCIENCES (AIIMS), MADURAI. (SUPPORTED BY JICA) Loan No. - ID- P291 UNDER PMSSY DIVISION, MINISTRY OF HEALTH & FAMILY WELFARE GOVERNMENT OF INDIA.

NOTE : ALL DIMENSIONS AREA IN METRE

SPECIFICATION :

FOUNDATION	:	Minimum of RCC 1:11/2:3 M25 Concrete Column footing Laid Over sand filling and PCC 1:4:8.
RCC WORK	:	All Column, Beams, Roof Slab, Lintel,& Sunshade are in Minimum of RCC 1:11/2:3(M-25)
BRICKWORK	:	B.W in Basement & Superstructure are in CM 1:5.
JOINERY	:	Joineries are made with UPVC / Aluminium / Steel (or) first class teak wood.
WEATHERING COURSE	:	9" x 9" Pressed Tiles laid over the Brick Jelly with Lime mortor and sloped with water proofing compound.
PLASTERING	:	Ceiling plastering with CM 1:3Inside & Outside walls are plastering with CM 1:4.
PAINTING	:	White washing with two coats over the one coat of primer for Ceiling.Colour washing with two coats over one coat of primer for all Walls.

SCHEDULE OF JOINERIES

Da	Duct door	0.60 x 2.10
D1	Door	0.80 x 2.10
D1a	Door	0.80 x 2.10
D2	Door	1.00 x 2.40
D2a	Door	1.00 x 2.40
SD	Sliding Door	1.05 x 2.40
D3	Door	1.20 x 2.40
D3a	Door (Toilet)	1.20 x 2.40
D3b	Double Door	1.20 x 2.40
D4	Double Door	1.50 x 2.40
D5	Double Door	2.00 x 2.40
ED	Entrance Door	2.00 x 2.40
FRD	Fire Rated Door	1.20 x 2.40
FRDa	Fire Rated Door	1.20 x 2.40
FDD	Fire Shaft Door	1.20 x 2.40
FRD1	Fire Rated Exit Door	2.00 x 2.40
AD	Acoustic Door	1.50 x 2.40
AD1	Acoustic Door	2.00 x 2.40

Windows / Ventilators

W2	Window	1.50 x 1.50
W3	Window	1.80 x 1.50
SW2	Structural Glazing Window	1.50 x 1.50
SW3	Structural Glazing Window	1.80 x 1.50
SW4	Structural Glazing Window	2.40 x 1.50
V1	Ventilator	0.60 x 0.90
V2	Ventilator	0.75 x 0.90
V3	Ventilator	0.90 x 0.90
RV5	Roof Level Ventilator	1.50 x 0.90
RV6	Roof Level Ventilator	1.80 x 0.90
RV8	Roof Level Ventilator	2.40 x 0.90
RV9	Roof Level Ventilator	3.00 x 0.90
FG3	Fixed Glass	1.80 x Varies
FG4	Fixed Glass	2.40 x Varies
FG5	Fixed Glass	3.00 x Varies
(Openable - Wherever Necessary)		

Structural Glazing

SG	Structural Glazing	Varies
SG2	Structural Glazing	1.50 x Varies
SG3	Structural Glazing	1.80 x Varies
SG4	Structural Glazing	2.40 x Varies
(Openable - Wherever Necessary)		

COLOUR INDEX :

PROPOSED
BOUNDARY
ROAD
DRIVEWAY

REFERENCE :

N

DRAWING TITLE :

Fourth Floor Plan

APPLICANT :

लेफ्टिनेंट कर्नल देवधरी
Lt. Col Alok Devrani
अधीक्षण अभियंता / Superintending Engineer
सीपीडब्ल्यूडी आईआईएम मदुरै, पी
All India Institute of Medical Sciences, Madurai
सीपीडब्ल्यूडी आईआईएम मदुरै, मदुरै 625021
Ministry of Health and Family Welfare, Govt of India

All India Institute of Medical Sciences (AIIMS) Madurai, Tamil Nadu
Under PMSSY Division, Ministry of Health & Family Welfare, Government of India

ARCHITECT / REGISTERED ENGINEER :

D. MUKESH
Registered Architect,
Council of Architecture,
(CA/90/12779)
Registered Architect Grade-I, DTCP,
Registration No: 05/RA-I/2019
Salem - 636 004.

REGISTERED STRUCTURAL ENGINEER :

P. SIVAGAMI, M.E(Struct)., Structural Engineer
Mukesh & Associates
Consultants & Engineers
Division - 2.
Narasothipatty, Salem - 636 004.
Reg. No: DTCP/SALEM/RSE-1/005/2020

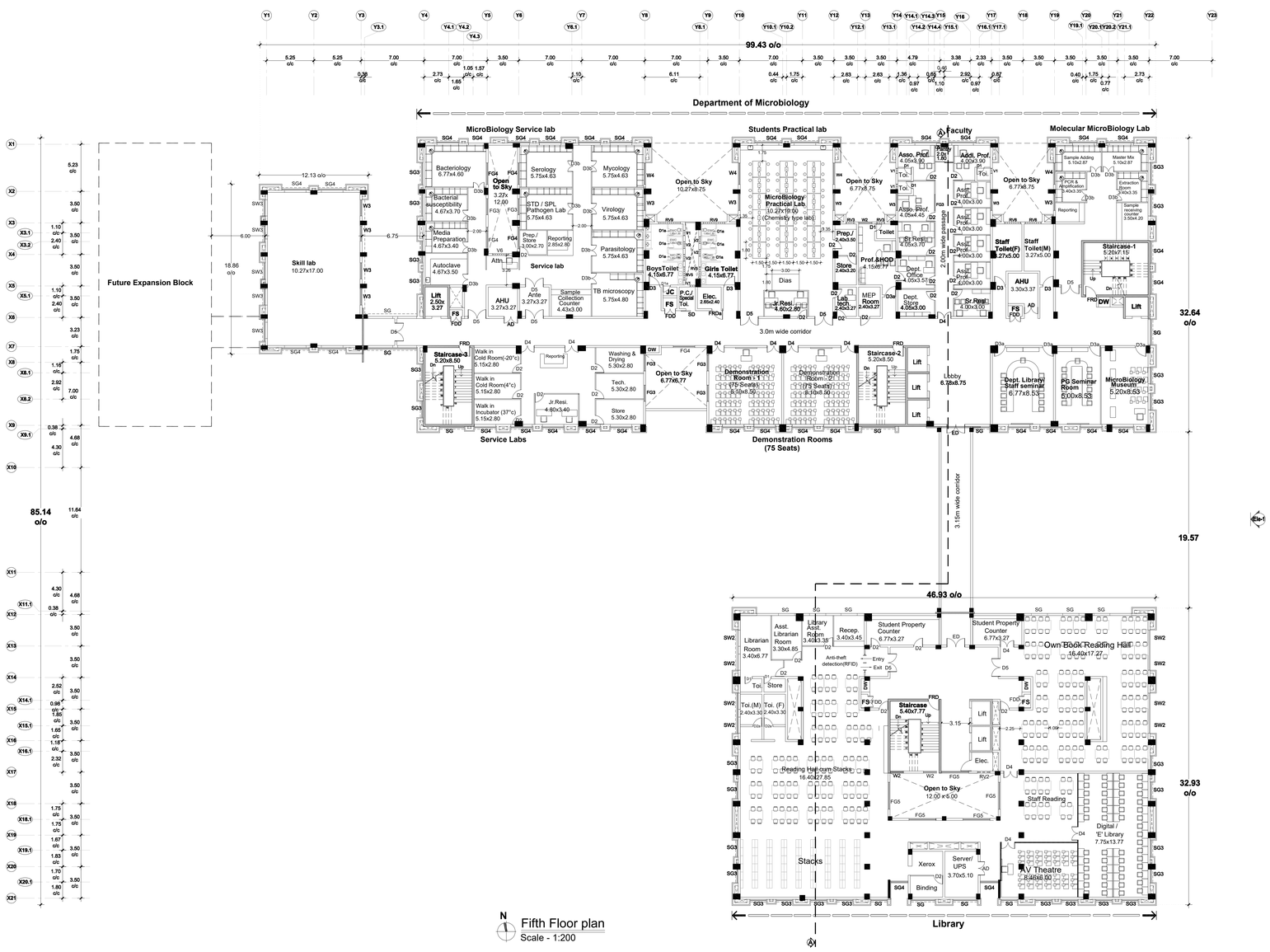

N

Fifth Floor plan

Scale - 1:200

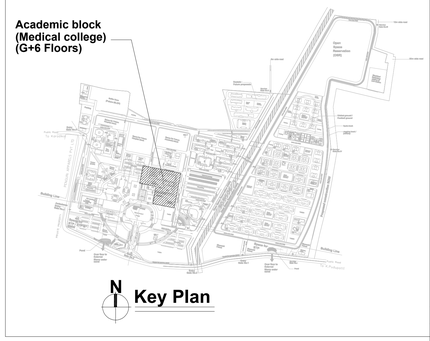

N

Key Plan

Sheet Number	:	**6 of 9**
Building Name	:	**Proposed ACADEMIC BLOCK (G+6 Floors)**
Block Number	:	**04 of 42**
Title	:	**Fifth Floor Plan**

PLAN SHOWING THE PROPOSED ACADEMIC BLOCK (G+6 Floors) AT AIIMS MADURAI .,

S.NO: 12/1, 12/2, 22/4, 23/2B, 23/3, 23/4B, 23/5, 23/6B,23/7B, 23/8, 23/9,24, 25/1, 25/2, 25/3, 26/2, 30, 31/1,32/1,33/1,34/1, 35, 36, 37/1, 38/1, 39, 40, 41, 42/1, 42/2, 43/1, 44/1,44/2, 45/1, 45/2, 46/1, 46/2, 47/1, 47/2, 47/3, 48/1, 48/2, 48/3,49/1, 49/2, 49/3, 50/1, 50/2, 50/3 53/1, K.PUDUPATTI VILLAGE, THIRUPPARANKUNDRAM TALUK, MADURAI DISTRICT, TAMIL NADU FOR SETTING UP OF ALL INDIA INSTITUTE OF MEDICAL SCIENCES (AIIMS), MADURAI. (SUPPORTED BY JICA) Loan No. - ID- P291 UNDER PMSSY DIVISION, MINISTRY OF HEALTH & FAMILY WELFARE GOVERNMENT OF INDIA.

NOTE : ALL DIMENSIONS AREA IN METRE

SPECIFICATION :

FOUNDATION	:	Minimum of RCC 1:11/2:3 M25 Concrete Column footing Laid Over sand filling and PCC 1:4:8.
RCC WORK	:	All Column, Beams, Roof Slab, Lintel,& Sunshade are in Minimum of RCC 1:11/2:3(M-25)
BRICKWORK	:	B.W in Basement & Superstructure are in CM 1:5.
JOINERY	:	Joineries are made with UPVC / Aluminium / Steel (or) first class teak wood.
WEATHERING COURSE	:	9" x 9" Pressed Tiles laid over the Brick Jelly with Lime mortor and sloped with water proofing compound.
PLASTERING	:	Ceiling plastering with CM 1:3Inside & Outside walls are plastering with CM 1:4.
PAINTING	:	White washing with two coats over the one coat of primer for Ceiling.Colour washing with two coats over one coat of primer for all Walls.

SCHEDULE OF JOINERIES

Da	Duct door	0.60 x 2.10
D1	Door	0.80 x 2.10
D1a	Door	0.80 x 2.10
D2	Door	1.00 x 2.40
D2a	Door	1.00 x 2.40
SD	Sliding Door	1.05 x 2.40
D3	Door	1.20 x 2.40
D3a	Door (Toilet)	1.20 x 2.40
D3b	Double Door	1.20 x 2.40
D4	Double Door	1.50 x 2.40
D5	Double Door	2.00 x 2.40
ED	Entrance Door	2.00 x 2.40
FRD	Fire Rated Door	1.20 x 2.40
FRDa	Fire Rated Door	1.20 x 2.40
FDD	Fire Shaft Door	1.20 x 2.40
FRD1	Fire Rated Exit Door	2.00 x 2.40
AD	Acoustic Door	1.50 x 2.40
AD1	Acoustic Door	2.00 x 2.40

Windows / Ventilators

W2	Window	1.50 x 1.50
W3	Window	1.80 x 1.50
SW2	Structural Glazing Window	1.50 x 1.50
SW3	Structural Glazing Window	1.80 x 1.50
SW4	Structural Glazing Window	2.40 x 1.50
V1	Ventilator	0.60 x 0.90
V2	Ventilator	0.75 x 0.90
V3	Ventilator	0.90 x 0.90
RV5	Roof Level Ventilator	1.50 x 0.90
RV6	Roof Level Ventilator	1.80 x 0.90
RV8	Roof Level Ventilator	2.40 x 0.90
RV9	Roof Level Ventilator	3.00 x 0.90
FG3	Fixed Glass	1.80 x Varies
FG4	Fixed Glass	2.40 x Varies
FG5	Fixed Glass	3.00 x Varies
(Openable - Wherever Necessary)		

Structural Glazing

SG	Structural Glazing	Varies
SG2	Structural Glazing	1.50 x Varies
SG3	Structural Glazing	1.80 x Varies
SG4	Structural Glazing	2.40 x Varies
(Openable - Wherever Necessary)		

COLOUR INDEX :

PROPOSED

BOUNDARY

ROAD

DRIVEWAY

REFERENCE :

N

DRAWING TITLE :

Fifth Floor Plan

APPLICANT :

लेफ्टिनेंट कर्नल अलोक देवरानी
Lt. Col Alok Devrani
अधीक्षण अभियंता / Superintending Engineer
सीपीडब्ल्यूडी आईआईएमएस मदुरै
All India Institute of Medical Sciences, Madurai
भारत की सीपीडब्ल्यूडी सेवाएं, भारत सरकार
Ministry of Health and Family Welfare, Govt of India

All India Institute of Medical Sciences (AIIMS) Madurai, Tamil Nadu
Under PMSSY Division, Ministry of Health & Family Welfare, Government of India

ARCHITECT / REGISTERED ENGINEER :

D. MUKESH.
Registered Architect,
Council of Architecture,
(CA/90/12779)
Registered Architect Grade-I, DTCP,
Registration No: 05/RA-I/2019
Salem - 636 004.

REGISTERED STRUCTURAL ENGINEER :

P. SIVAGAMI, M.E(Struct)., Structural Engineer
Mukesh & Associates
Consultants & Engineers
Division - 2,
Narasothipatty, Salem - 636 004.
Reg. No: DTCP/SALEM/RSE-1/005/2020

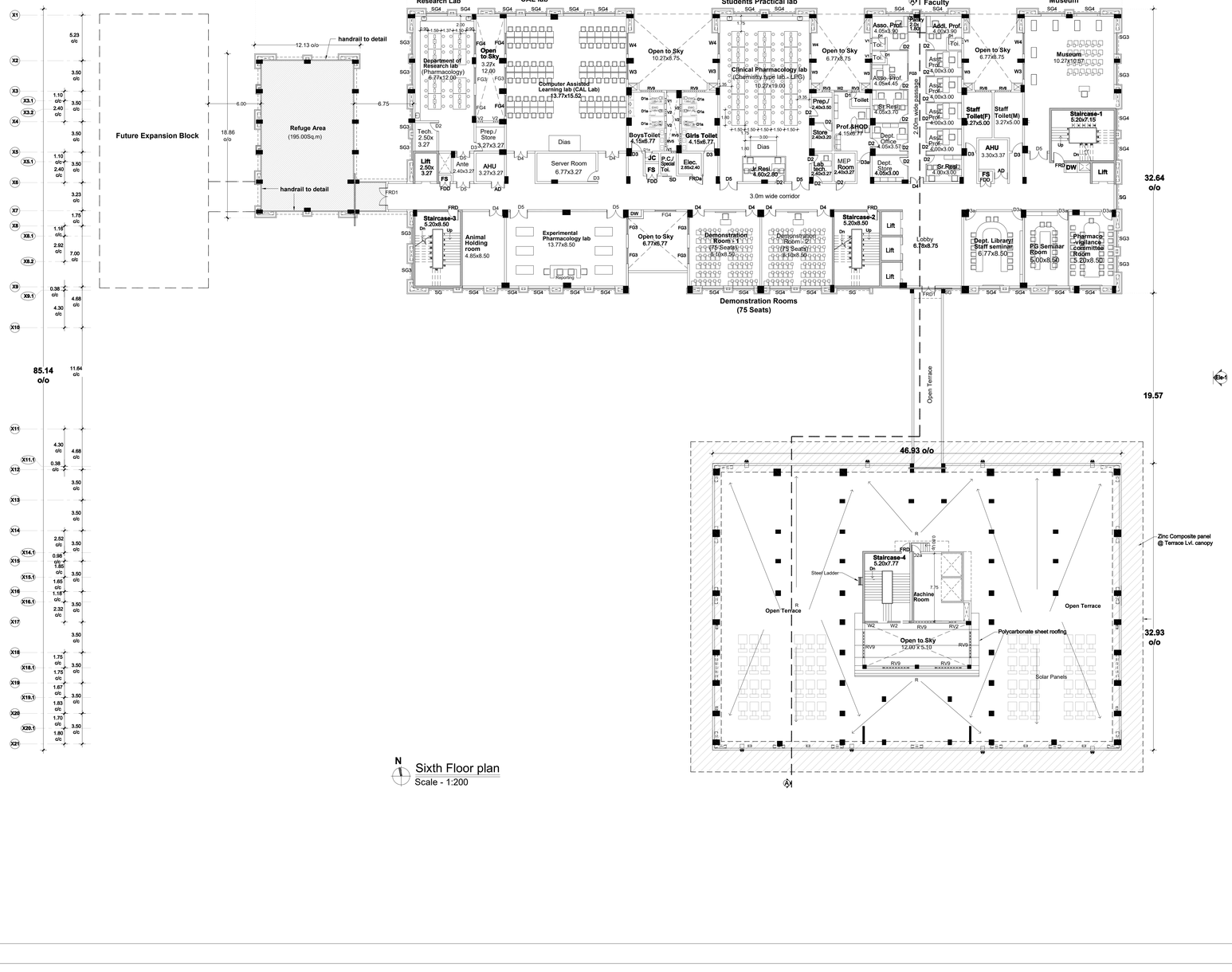

N
Sixth Floor plan
Scale - 1:200

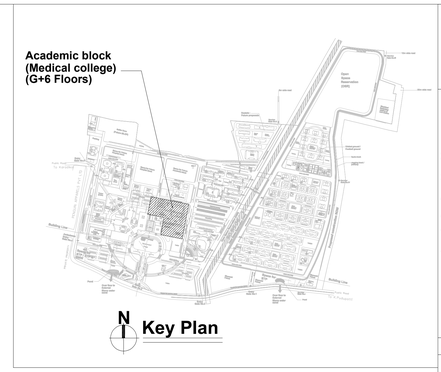

N
Key Plan

Sheet Number	:	**7 of 9**
Building Name	:	**Proposed ACADEMIC BLOCK (G+6 Floors)**
Block Number	:	**04 of 42**
Title	:	**Sixth Floor Plan**

PLAN SHOWING THE PROPOSED ACADEMIC BLOCK (G+6 Floors) AT AIIMS MADURAI .,

S.NO: 12/1, 12/2, 22/4, 23/2B, 23/3, 23/4B, 23/5, 23/6B,23/7B, 23/8, 23/9,24, 25/1, 25/2, 25/3, 26/2, 30, 31/1,32/1,33/1,34/1, 35, 36, 37/1, 38/1, 39, 40, 41, 42/1, 42/2, 43/1, 44/1,44/2, 45/1, 45/2, 46/1, 46/2, 47/1, 47/2, 47/3, 48/1, 48/2, 48/3,49/1, 49/2, 49/3, 50/1, 50/2, 50/3 53/1, K.PUDUPATTI VILLAGE, THIRUPPARANKUNDRAM TALUK, MADURAI DISTRICT, TAMIL NADU FOR SETTING UP OF ALL INDIA INSTITUTE OF MEDICAL SCIENCES (AIIMS), MADURAI. (SUPPORTED BY JICA) Loan No. - ID- P291 UNDER PMSSY DIVISION, MINISTRY OF HEALTH & FAMILY WELFARE GOVERNMENT OF INDIA.

NOTE : ALL DIMENSIONS AREA IN METRE

SPECIFICATION :

FOUNDATION	:	Minimum of RCC 1:11/2:3 M25 Concrete Column footing Laid Over sand filling and PCC 1:4:8.
RCC WORK	:	All Column, Beams, Roof Slab, Lintel,& Sunshade are in Minimum of RCC 1:11/2:3(M-25)
BRICKWORK	:	B.W in Basement & Superstructure are in CM 1:5.
JOINERY	:	Joineries are made with UPVC / Aluminium / Steel (or) first class teak wood.
WEATHERING COURSE	:	9" x 9" Pressed Tiles laid over the Brick Jelly with Lime mortor and sloped with water proofing compound.
PLASTERING	:	Ceiling plastering with CM 1:3Inside & Outside walls are plastering with CM 1:4.
PAINTING	:	White washing with two coats over the one coat of primer for Ceiling.Colour washing with two coats over one coat of primer for all Walls.

SCHEDULE OF JOINERIES

Da	Duct door	0.60 x 2.10
D1	Door	0.80 x 2.10
D1a	Door	0.80 x 2.10
D2	Door	1.00 x 2.40
D2a	Door	1.00 x 2.40
SD	Sliding Door	1.05 x 2.40
D3	Door	1.20 x 2.40
D3a	Door (Toilet)	1.20 x 2.40
D3b	Double Door	1.20 x 2.40
D4	Double Door	1.50 x 2.40
D5	Double Door	2.00 x 2.40
ED	Entrance Door	2.00 x 2.40
FRD	Fire Rated Door	1.20 x 2.40
FRDa	Fire Rated Door	1.20 x 2.40
FDD	Fire Shaft Door	1.20 x 2.40
FRD1	Fire Rated Exit Door	2.00 x 2.40
AD	Acoustic Door	1.50 x 2.40
AD1	Acoustic Door	2.00 x 2.40

Windows / Ventilators

W2	Window	1.50 x 1.50
W3	Window	1.80 x 1.50
SW2	Structural Glazing Window	1.50 x 1.50
SW3	Structural Glazing Window	1.80 x 1.50
SW4	Structural Glazing Window	2.40 x 1.50
V1	Ventilator	0.60 x 0.90
V2	Ventilator	0.75 x 0.90
V3	Ventilator	0.90 x 0.90
RV5	Roof Level Ventilator	1.50 x 0.90
RV6	Roof Level Ventilator	1.80 x 0.90
RV8	Roof Level Ventilator	2.40 x 0.90
RV9	Roof Level Ventilator	3.00 x 0.90
FG3	Fixed Glass	1.80 x Varies
FG4	Fixed Glass	2.40 x Varies
FG5	Fixed Glass	3.00 x Varies
(Openable - Wherever Necessary)		

Structural Glazing

SG	Structural Glazing	Varies
SG2	Structural Glazing	1.50 x Varies
SG3	Structural Glazing	1.80 x Varies
SG4	Structural Glazing	2.40 x Varies
(Openable - Wherever Necessary)		

COLOUR INDEX :

PROPOSED
BOUNDARY
ROAD
DRIVEWAY

REFERENCE :

N

DRAWING TITLE :

Sixth Floor Plan

APPLICANT :

Lt. Col Alok Devrani
अधीक्षण अभियंता / Superintending Engineer
अखिल भारतीय आयुर्विज्ञान संस्थान, मदुरै
All India Institute of Medical Sciences, Madurai
स्वास्थ्य और परिवार कल्याण मंत्रालय, भारत सरकार
Ministry of Health and Family Welfare, Govt of India

All India Institute of Medical Sciences (AIIMS) Madurai, Tamil Nadu
Under PMSSY Division, Ministry of Health & Family Welfare, Government of India

ARCHITECT / REGISTERED ENGINEER :

D. MUKESH
Registered Architect,
Council of Architecture,
(CA/93/12779)
Registered Architect Grade-I, DTCP,
Registration No: 05/RA-I/2019
Salem - 636 004.

REGISTERED STRUCTURAL ENGINEER :

P. SIVAGAMI, M.E(Struct).,
Structural Engineer
Mukesh & Associates
Consultants & Engineers
Division - 2,
Narasothipatty, Salem - 636 004.
Reg. No: DTCP/SALEM/RSE-1/005/2020

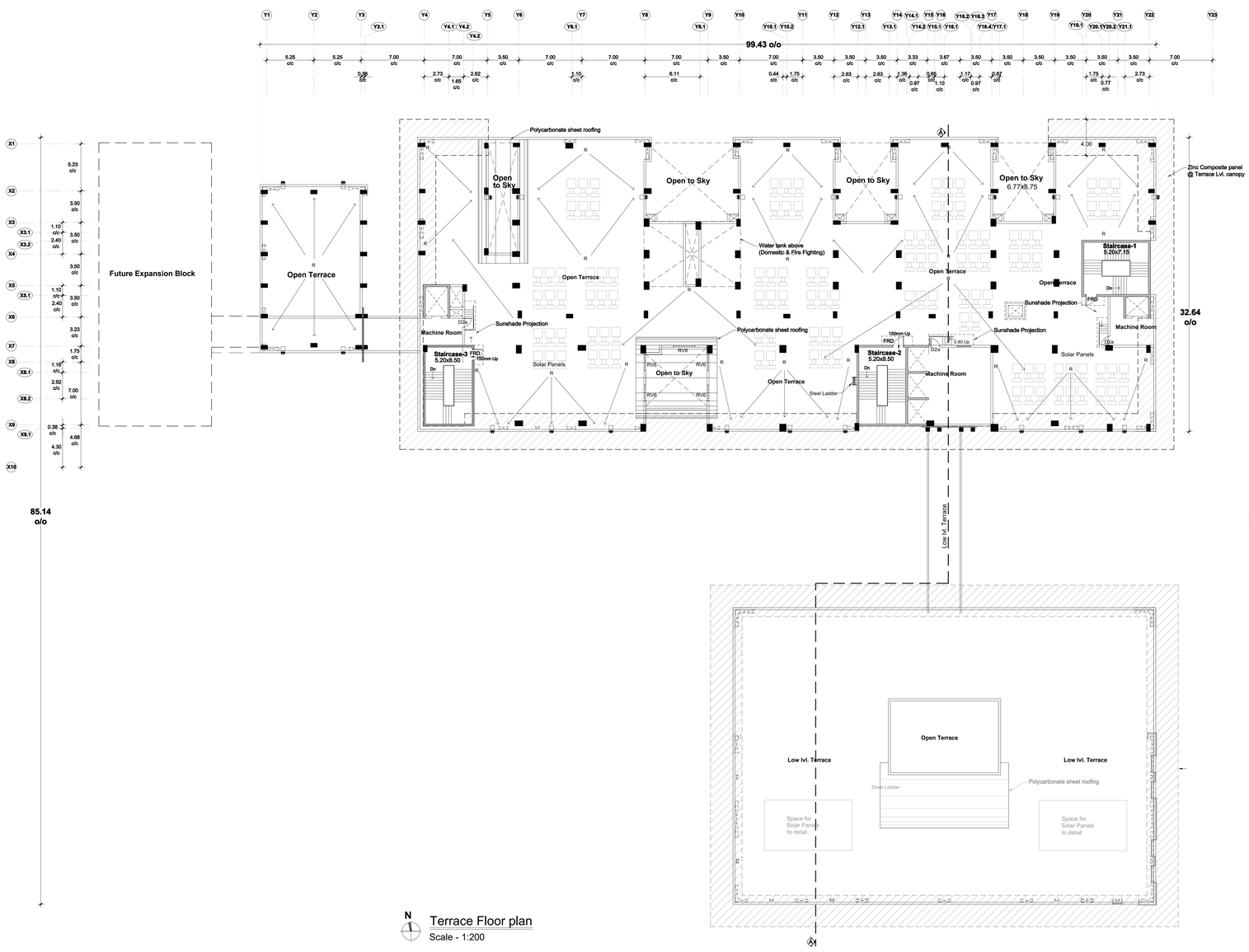

N Terrace Floor plan

Scale - 1:200

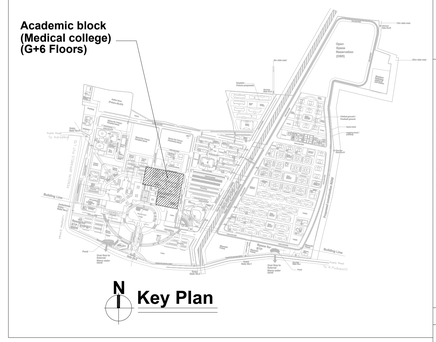

Sheet Number	:	**8 of 9**
Building Name	:	**Proposed ACADEMIC BLOCK (G+6 Floors)**
Block Number	:	**04 of 42**
Title	:	**Terrace Floor Plan**

PLAN SHOWING THE PROPOSED ACADEMIC BLOCK (G+6 Floors) AT AIIMS MADURAI ., S.NO: 12/1, 12/2, 22/4, 23/2B, 23/3, 23/4B, 23/5, 23/6B,23/7B, 23/8, 23/9,24, 25/1, 25/2, 25/3, 26/2, 30, 31/1,32/1,33/1,34/1, 35, 36, 37/1, 38/1, 39, 40, 41, 42/1, 42/2, 43/1, 44/1,44/2, 45/1, 45/2, 46/1, 46/2, 47/1, 47/2, 47/3, 48/1, 48/2, 48/3,49/1, 49/2, 49/3, 50/1, 50/2, 50/3 53/1, K.PUDUPATTI VILLAGE, THIRUPPARANKUNDRAM TALUK, MADURAI DISTRICT, TAMIL NADU FOR SETTING UP OF ALL INDIA INSTITUTE OF MEDICAL SCIENCES (AIIMS), MADURAI. (SUPPORTED BY JICA) Loan No. - ID- P291 UNDER PMSSY DIVISION, MINISTRY OF HEALTH & FAMILY WELFARE GOVERNMENT OF INDIA.

NOTE : ALL DIMENSIONS AREA IN METRE

SPECIFICATION :

FOUNDATION	:	Minimum of RCC 1:11/2:3 M25 Concrete Column footing Laid Over sand filling and PCC 1:4:8.
RCC WORK	:	All Column, Beams, Roof Slab, Lintel,& Sunshade are in Minimum of RCC 1:11/2:3(M-25)
BRICKWORK	:	B.W in Basement & Superstructure are in CM 1:5.
JOINERY	:	Joineries are made with UPVC / Aluminium / Steel (or) first class teak wood.
WEATHERING COURSE	:	9" x 9" Pressed Tiles laid over the Brick Jelly with Lime mortor and sloped with water proofing compound.
PLASTERING	:	Ceiling plastering with CM 1:3Inside & Outside walls are plastering with CM 1:4.
PAINTING	:	White washing with two coats over the one coat of primer for Ceiling.Colour washing with two coats over one coat of primer for all Walls.

SCHEDULE OF JOINERIES

Da	Duct door	0.60 x 2.10
D1	Door	0.80 x 2.10
D1a	Door	0.80 x 2.10
D2	Door	1.00 x 2.40
D2a	Door	1.00 x 2.40
SD	Sliding Door	1.05 x 2.40
D3	Door	1.20 x 2.40
D3a	Door (Toilet)	1.20 x 2.40
D3b	Double Door	1.20 x 2.40
D4	Double Door	1.50 x 2.40
D5	Double Door	2.00 x 2.40
ED	Entrance Door	2.00 x 2.40
FRD	Fire Rated Door	1.20 x 2.40
FRDa	Fire Rated Door	1.20 x 2.40
FDD	Fire Shaft Door	1.20 x 2.40
FRD1	Fire Rated Exit Door	2.00 x 2.40
AD	Acoustic Door	1.50 x 2.40
AD1	Acoustic Door	2.00 x 2.40

Windows / Ventilators

W2	Window	1.50 x 1.50
W3	Window	1.80 x 1.50
SW2	Structural Glazing Window	1.50 x 1.50
SW3	Structural Glazing Window	1.80 x 1.50
SW4	Structural Glazing Window	2.40 x 1.50
V1	Ventilator	0.60 x 0.90
V2	Ventilator	0.75 x 0.90
V3	Ventilator	0.90 x 0.90
RV5	Roof Level Ventilator	1.50 x 0.90
RV6	Roof Level Ventilator	1.80 x 0.90
RV8	Roof Level Ventilator	2.40 x 0.90
RV9	Roof Level Ventilator	3.00 x 0.90
FG3	Fixed Glass	1.80 x Varies
FG4	Fixed Glass	2.40 x Varies
FG5	Fixed Glass	3.00 x Varies

(Openable - Wherever Necessary)

Structural Glazing

SG	Structural Glazing	Varies
SG2	Structural Glazing	1.50 x Varies
SG3	Structural Glazing	1.80 x Varies
SG4	Structural Glazing	2.40 x Varies

(Openable - Wherever Necessary)

COLOUR INDEX :

PROPOSED
BOUNDARY
ROAD
DRIVEWAY

REFERENCE :

N

DRAWING TITLE :

Terrace Floor Plan

APPLICANT :

लेफ्टिनेंट कर्नल अलोक देवरानी
Lt. Col Alok Devrani
अधीक्षण अभियंता / Superintending Engineer
अखिल भारतीय आयुर्विज्ञान संस्थान, मदुरै
All India Institute of Medical Sciences, Madurai
स्वास्थ्य और परिवार कल्याण मंत्रालय, भारत सरकार
Ministry of Health and Family Welfare, Govt of India

All India Institute of Medical Sciences (AIIMS) Madurai, Tamil Nadu
Under PMSSY Division, Ministry of Health & Family Welfare, Government of India

ARCHITECT / REGISTERED ENGINEER :

D. MUKESH
Registered Architect,
Council of Architecture,
(CA/90/12779)
Registered Architect Grade-I, DTCP,
Registration No: 05/RA-I/2019
Salem - 636 004.

REGISTERED STRUCTURAL ENGINEER :

P. SIVAGAMI, M.E(Struct).,
Structural Engineer
Mukesh & Associates
Consultants & Engineers
Division - 2,
Narasothipatty, Salem - 636 004.
Reg. No: DTCP/SALEM/RSE-1/005/2020

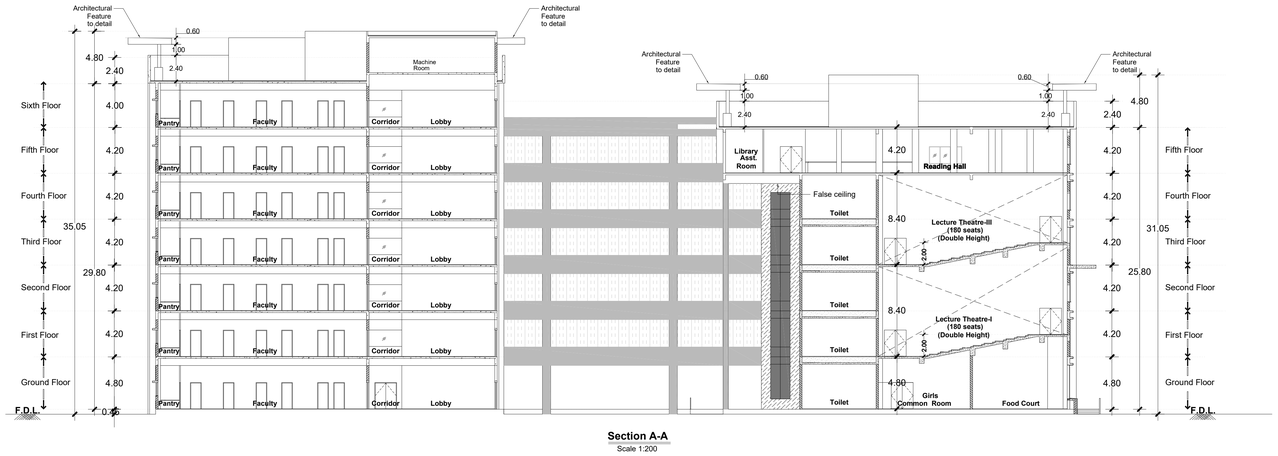

Section A-A
Scale 1:200

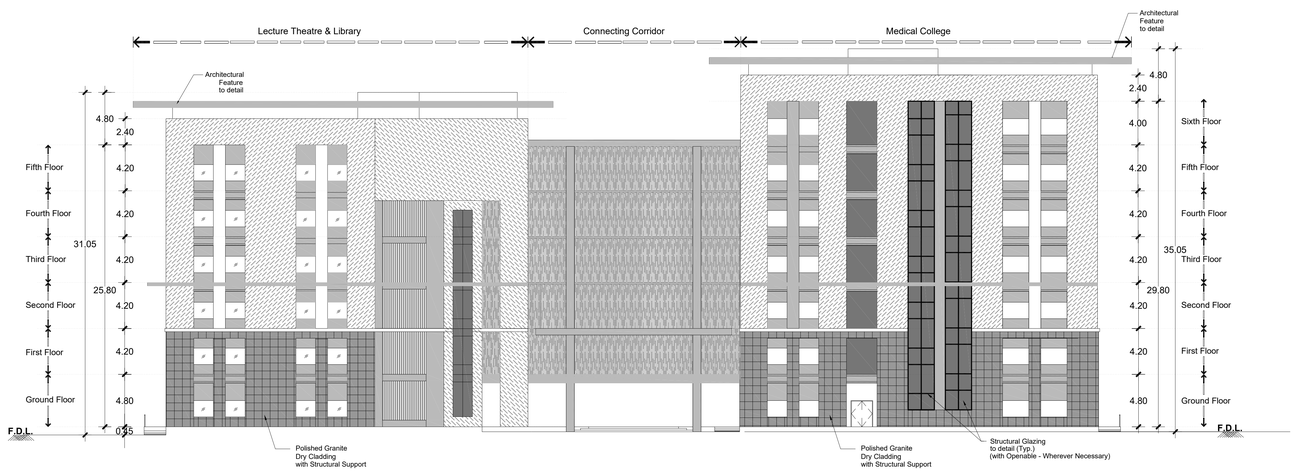

Elevation -1
Scale 1:200

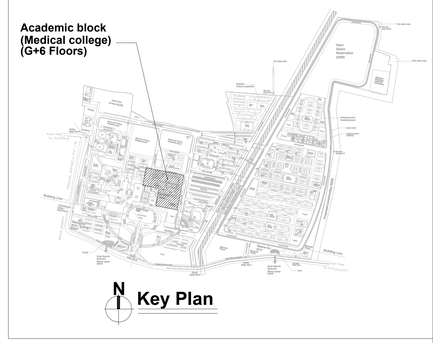

Key Plan

Sheet Number	**: 9 of 9**
Building Name	**: Proposed ACADEMIC BLOCK (G+6 Floors)**
Block Number	**: 04 of 42**
Title	**: Section & Elevation**

PLAN SHOWING THE PROPOSED ACADEMIC BLOCK (G+6 Floors) AT AIIMS MADURAI ., S.NO: 12/1, 12/2, 22/4, 23/2B, 23/3, 23/4B, 23/5, 23/6B,23/7B, 23/8, 23/9,24, 25/1, 25/2, 25/3, 26/2, 30, 31/1,32/1,33/1,34/1, 35, 36, 37/1, 38/1, 39, 40, 41, 42/1, 42/2, 43/1, 44/1,44/2, 45/1, 45/2, 46/1, 46/2, 47/1, 47/2, 47/3, 48/1, 48/2, 48/3,49/1, 49/2, 49/3, 50/1, 50/2, 50/3 53/1, K.PUDUPATTI VILLAGE, THIRUPPARANKUNDRAM TALUK, MADURAI DISTRICT, TAMIL NADU FOR SETTING UP OF ALL INDIA INSTITUTE OF MEDICAL SCIENCES (AIIMS), MADURAI. (SUPPORTED BY JICA) Loan No. - ID- P291 UNDER PMSSY DIVISION, MINISTRY OF HEALTH & FAMILY WELFARE GOVERNMENT OF INDIA.

NOTE : ALL DIMENSIONS AREA IN METRE

SPECIFICATION :

FOUNDATION	:	Minimum of RCC 1:11/2:3 M25 Concrete Column footing Laid Over sand filling and PCC 1:4:8.
RCC WORK	:	All Column, Beams, Roof Slab, Lintel,& Sunshade are in Minimum of RCC 1:11/2:3(M-25)
BRICKWORK	:	B.W in Basement & Superstructure are in CM 1:5.
JOINERY	:	Joineries are made with UPVC / Aluminium / Steel (or) first class teak wood.
WEATHERING COURSE	:	9" x 9" Pressed Tiles laid over the Brick Jelly with Lime mortor and sloped with water proofing compound.
PLASTERING	:	Ceiling plastering with CM 1:3Inside & Outside walls are plastering with CM 1:4.
PAINTING	:	White washing with two coats over the one coat of primer for Ceiling.Colour washing with two coats over one coat of primer for all Walls.

SCHEDULE OF JOINERIES

Da	Duct door	0.60 x 2.10
D1	Door	0.80 x 2.10
D1a	Door	0.80 x 2.10
D2	Door	1.00 x 2.40
DZa	Door	1.00 x 2.40
SD	Sliding Door	1.05 x 2.40
D3	Door	1.20 x 2.40
D3a	Door (Toilet)	1.20 x 2.40
D3b	Double Door	1.20 x 2.40
D4	Double Door	1.50 x 2.40
D5	Double Door	2.00 x 2.40
ED	Entrance Door	2.00 x 2.40
FRD	Fire Rated Door	1.20 x 2.40
FRDa	Fire Rated Door	1.20 x 2.40
FDD	Fire Shaft Door	1.20 x 2.40
FRD1	Fire Rated Exit Door	2.00 x 2.40
AD	Acoustic Door	1.50 x 2.40
AD1	Acoustic Door	2.00 x 2.40

Windows / Ventilators

W2	Window	1.50 x 1.50
W3	Window	1.80 x 1.50
SW2	Structural Glazing Window	1.50 x 1.50
SW3	Structural Glazing Window	1.80 x 1.50
SW4	Structural Glazing Window	2.40 x 1.50
V1	Ventilator	0.60 x 0.90
V2	Ventilator	0.75 x 0.90
V3	Ventilator	0.90 x 0.90
RV5	Roof Level Ventilator	1.50 x 0.90
RV6	Roof Level Ventilator	1.80 x 0.90
RV8	Roof Level Ventilator	2.40 x 0.90
RV9	Roof Level Ventilator	3.00 x 0.90
FG3	Fixed Glass	1.80 x Varies
FG4	Fixed Glass	2.40 x Varies
FG5	Fixed Glass	3.00 x Varies

(Openable - Wherever Necessary)

Structural Glazing

SG	Structural Glazing	Varies
SG2	Structural Glazing	1.50 x Varies
SG3	Structural Glazing	1.80 x Varies
SG4	Structural Glazing	2.40 x Varies

(Openable - Wherever Necessary)

COLOUR INDEX :

PROPOSED
BOUNDARY
ROAD
DRIVEWAY

REFERENCE :

N

DRAWING TITLE :

Section & Elevation

APPLICANT :

Lt. Col Alok Devrani
अधीक्षण अभियंता / Superintending Engineer
सीपीडब्ल्यूडी आईआईटी एम्स, मदुरै
Ministry of Health and Family Welfare, Govt of India

All India Institute of Medical Sciences (AIIMS) Madurai, Tamil Nadu
Under PMSSY Division, Ministry of Health & Family Welfare, Government of India.

ARCHITECT / REGISTERED ENGINEER :

D. MUKESH
Registered Architect,
Council of Architecture,
(CA/90/12779)
Registered Architect Grade-I, DTCP,
Registration No: 05/RA-I/2019
Salem - 636 004.

REGISTERED STRUCTURAL ENGINEER :

P. SIVAGAMI, M.E(Struct).,
Structural Engineer
Mukesh & Associates
Consultants & Engineers
Division :-
Narasothipatty, Salem-636 004.
Reg. No: DTCP/SALEM/RSE-1/005/2020

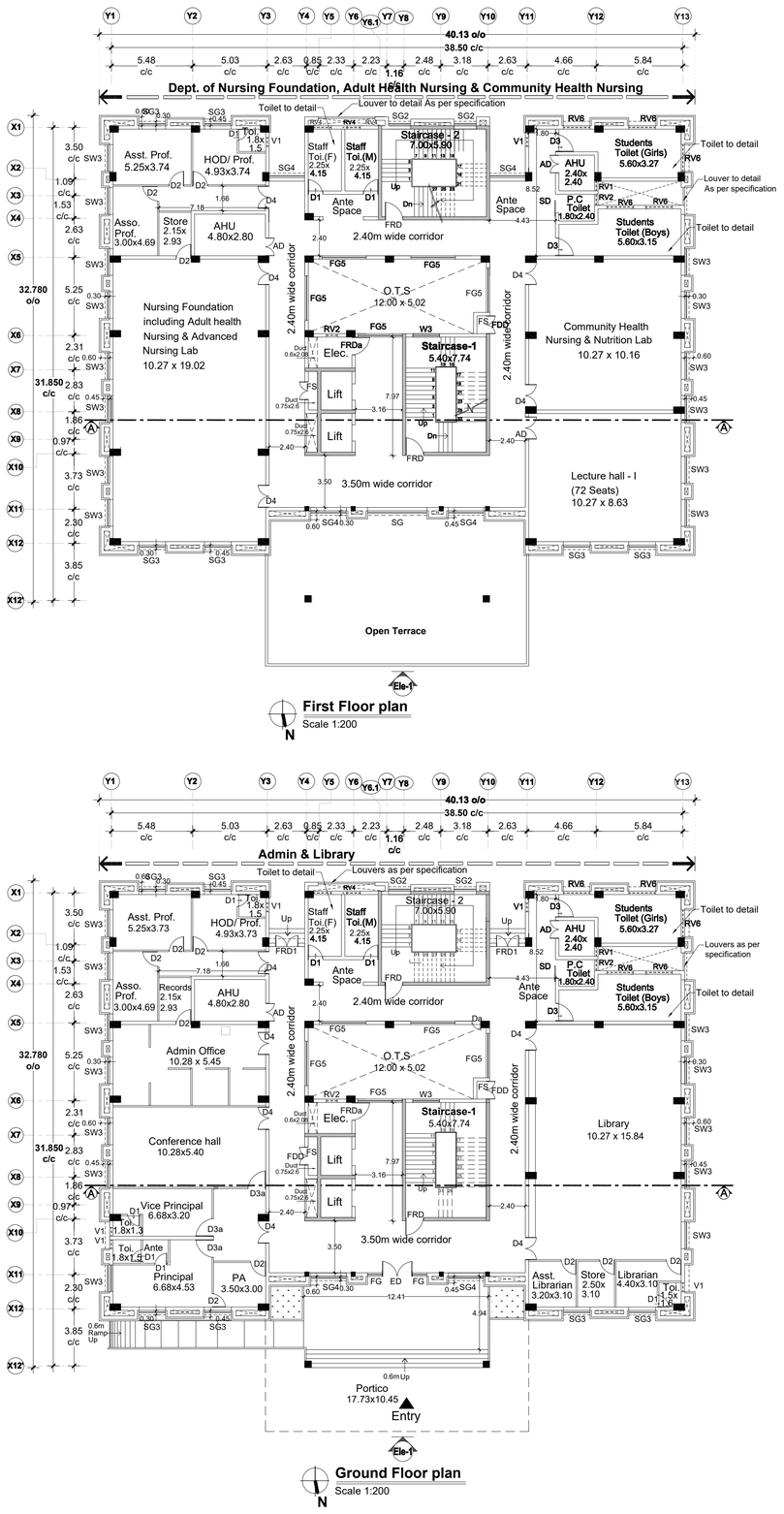

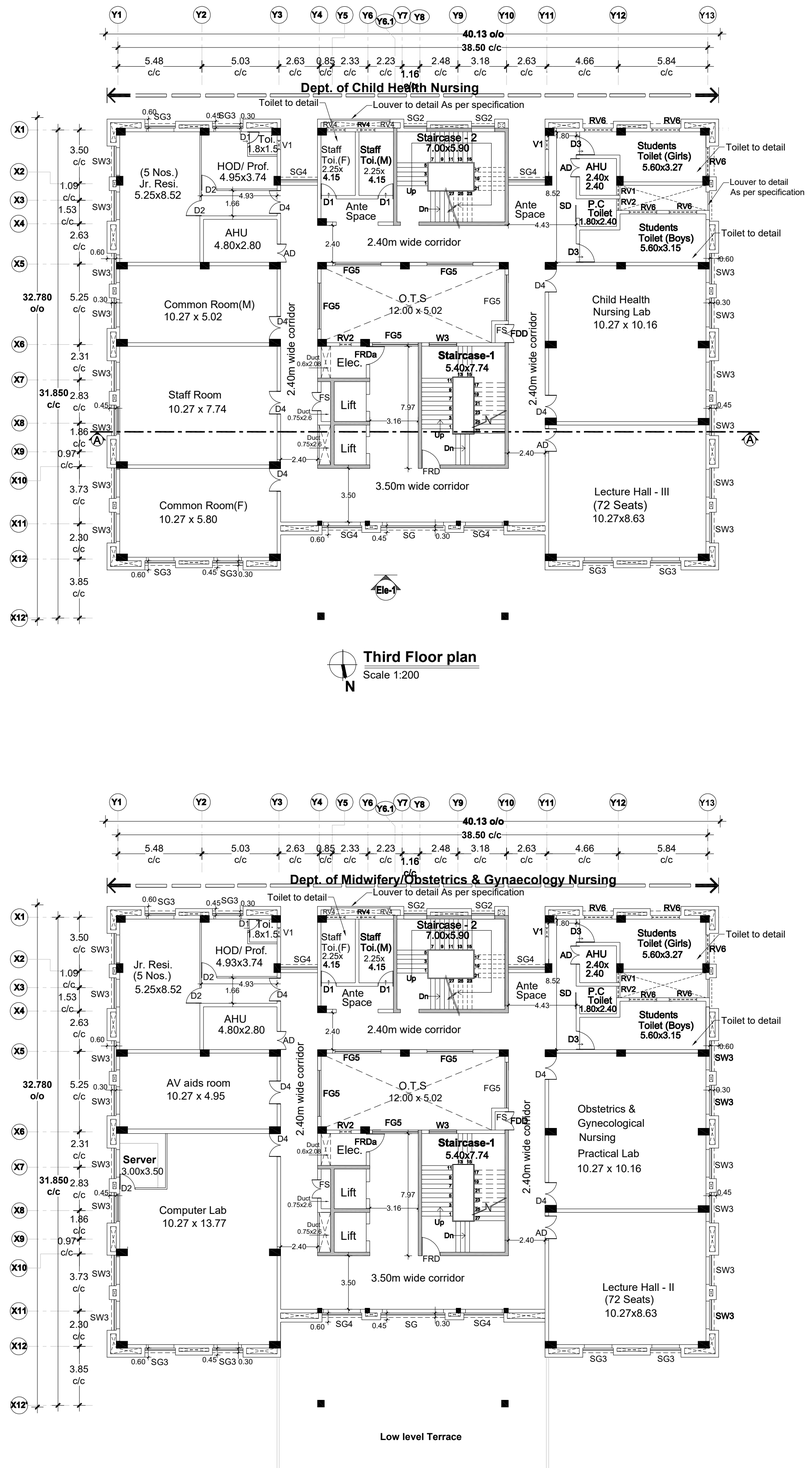

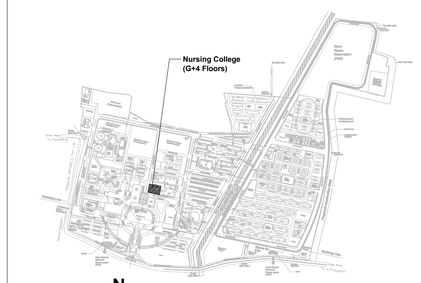

Sheet Number : 1 of 2

Building Name : Proposed Nursing College (G+4 Floors)

Block Number : 05 of 42

Title : Ground Floor plan , First Floor Plan Second Floor plan & Third Floor plan

PLAN SHOWING THE PROPOSED NURSING COLLEGE (G+4 Floors) AT AIIMS MADURAI ., S.NO: 12/1, 12/2, 22/4, 23/2B, 23/3, 23/4B, 23/5, 23/6B,23/7B, 23/8, 23/9,24, 25/1, 25/2, 25/3, 26/2, 30, 31/1,32/1,33/1,34/1, 35, 36, 37/1, 38/1, 39, 40, 41, 42/1, 42/2, 43/1, 44/1,44/2, 45/1, 45/2, 46/1, 46/2, 47/1, 47/2, 47/3, 48/1, 48/2, 48/3,49/1, 49/2, 49/3, 50/1, 50/2, 50/3 53/1), K.PUDUPATTI VILLAGE, THIRUPPARANKUNDRAM TALUK, MADURAI DISTRICT, TAMIL NADU FOR SETTING UP OF ALL INDIA INSTITUTE OF MEDICAL SCIENCES (AIIMS), MADURAI. (SUPPORTED BY JICA) Loan No. - ID- P291 UNDER PMSSY DIVISION, MINISTRY OF HEALTH & FAMILY WELFARE GOVERNMENT OF INDIA.

NOTE : ALL DIMENSIONS AREA IN METRE

SPECIFICATION :

FOUNDATION	:	Minimum of RCC 1:11/2:3 M25 Concrete Column footing Laid Over sand filling and PCC 1:4:8.
RCC WORK	:	All Column, Beams, Roof Slab, Lintel,& Sunshade are in Minimum of RCC 1:11/2:3(M-25)
BRICKWORK	:	B.W in Basement & Superstructure are in CM 1:5.
JOINERY	:	Joineries are made with UPVC / Aluminium / Steel (or) first class teak wood.
WEATHERING COURSE	:	9" x 9" Pressed Tiles laid over the Brick Jelly with Lime mortor and sloped with water proofing compound.
PLASTERING	:	Ceiling plastering with CM 1:3Inside & Outside walls are plastering with CM 1:4.
PAINTING	:	White washing with two coats over the one coat of primer for Ceiling.Colour washing with two coats over one coat of primer for all Walls.

SCHEDULE OF JOINERIES

D	0.60 x 2.10	DOOR
D1A	0.80 x 2.10	SINGLE DOOR
D2	0.90 x 2.40	SINGLE DOOR
D3	1.00 x 2.40	SINGLE DOOR
D3A	1.00 x 2.40	DOOR (TOILET)
D4	1.20 x 2.40	SINGLE DOOR
D4A	1.20 x 2.40	DOOR (TOILET)
DD1	1.20 x 2.40	DOUBLE DOOR
DD2	1.50 x 2.40	DOUBLE DOOR
DD4	2.00 x 2.40	DOUBLE DOOR
SD3a	1.05 x 2.40	SLIDING DOOR
ADD2	1.50 x 2.40	ACOUSTIC DOOR
FDD	1.20 x 2.40	FIRE SHAFT DOOR
FRDD4	2.00 x 2.40	FIRE RATED EXIT DOOR
FRD4	1.20 x 2.40	FIRE RATED DOOR
FRD4a	1.20 x 2.40	FIRE RATED DOOR
W2	1.50 x 1.50	WINDOW
SW3	1.80 x 1.50	STRUCTURAL GLAZING WINDOW
V1	0.60 x 0.90	VENTILATOR
RV1	0.60 x 0.90	ROOF LEVEL VENTILATOR
RV2	0.75 x 0.90	ROOF LEVEL VENTILATOR
RV4	1.20 x 0.90	ROOF LEVEL VENTILATOR
RV6	1.80 x 0.90	ROOF LEVEL VENTILATOR
RV8	2.40 x 0.90	ROOF LEVEL VENTILATOR
RV9	3.00 x 0.90	ROOF LEVEL VENTILATOR
FG	1.00 x 2.40	FIXED GLASS
FG5	3.00 x Varies	FIXED GLASS
SG	Varies	STRUCTURAL GLAZING
SG2	1.50 x Varies	STRUCTURAL GLAZING
SG3	1.80 x Varies	STRUCTURAL GLAZING
SG4	2.40 x Varies	STRUCTURAL GLAZING

(Openable - Wherever Necessary)

COLOUR INDEX : | REFERENCE :

PROPOSED
BOUNDARY
ROAD
DRIVEWAY

N

DRAWING TITLE :

Ground Floor plan, First Floor plan Second Floor plan & Third Floor plan

APPLICANT :

लेफ्टिनेंट-कर्नल आलोक देवरानी
Lt. Col Alok Devrani
अधीक्षण अभियंता / Superintending Engineer
अखिल भारतीय आयुर्विज्ञान संस्थान, मदुरै
All India Institute of Medical Sciences, Madurai
स्वास्थ्य और परिवार कल्याण मंत्रालय, भारत सरकार
Ministry of Health and Family Welfare, Govt of India

All India Institute of Medical Sciences (AIIMS) Madurai, Tamil Nadu
Under PMSSY Division, Ministry of Health & Family Welfare, Government of India

ARCHITECT / REGISTERED ENGINEER :

D. MUKESH
Registered Architect,
Council of Architecture,
(CA/90/12779)
Registered Architect Grade-I, DTCP,
Registration No: 05/RA-I/2019
Salem - 636 004.

REGISTERED STRUCTURAL ENGINEER :

P. SIVAGAMI, M.E(Struct).,
Structural Engineer
Mukesh & Associates
Consultants & Engineers
Division - 2,
Narasothipatty, Salem - 636 004.
Reg. No: DTCP/SALEM/RSE-1/005/2020

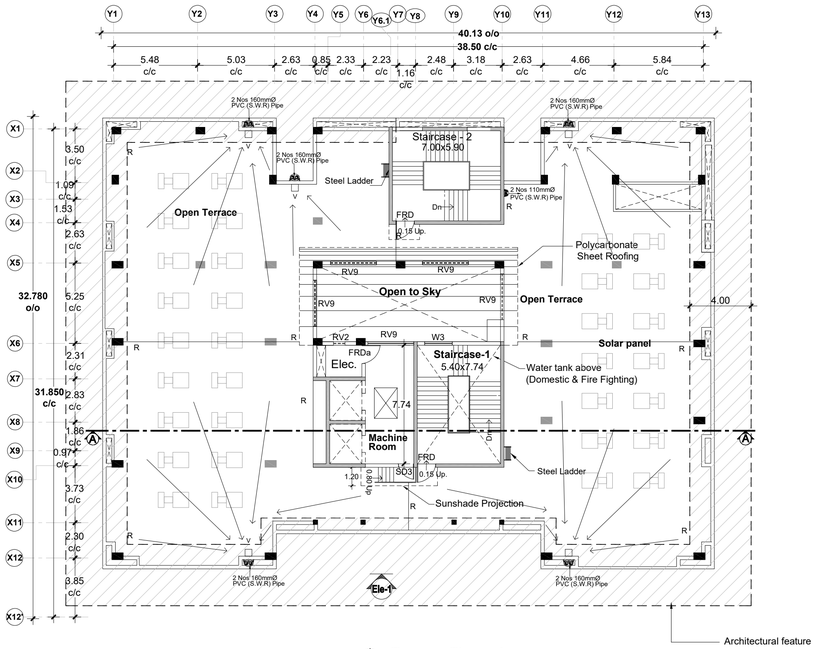

Terrace Floor plan
Scale 1:200



Elevation-1
(Front Elevation)
Scale 1:200

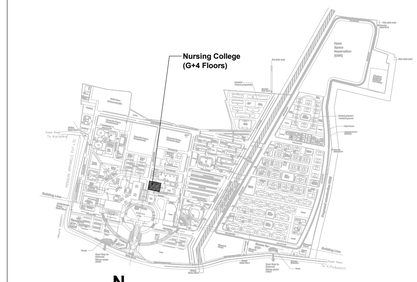

Key Plan

Sheet Number	**: 2 of 2**
Building Name	**: Proposed Nursing College (G+4 Floors)**
Block Number	**: 05 of 42**
Title	**:Fourth Floor plan, Terrace Floor plan Section - 'A-A' & Elevation**

PLAN SHOWING THE PROPOSED NURSING COLLEGE (G+4 Floors) AT AIIMS MADURAI ., S.NO: 12/1, 12/2, 22/4, 23/2B, 23/3, 23/4B, 23/5, 23/6B,23/7B, 23/8, 23/9,24, 25/1, 25/2, 25/3, 26/2, 30, 31/1,32/1,33/1,34/1, 35, 36, 37/1, 38/1, 39, 40, 41, 42/1, 42/2, 43/1, 44/1,44/2, 45/1, 45/2, 46/1, 46/2, 47/1, 47/2, 47/3, 48/1, 48/2, 48/3,49/1, 49/2, 49/3, 50/1, 50/2, 50/3 53/1, K.PUDUPATTI VILLAGE, THIRUPPARANKUNDRAM TALUK, MADURAI DISTRICT, TAMIL NADU FOR SETTING UP OF ALL INDIA INSTITUTE OF MEDICAL SCIENCES (AIIMS), MADURAI. (SUPPORTED BY JICA) Loan No. - ID- P291 UNDER PMSSY DIVISION, MINISTRY OF HEALTH & FAMILY WELFARE GOVERNMENT OF INDIA.

NOTE : ALL DIMENSIONS AREA IN METRE

SPECIFICATION :

FOUNDATION	:	Minimum of RCC 1:11/2:3 M25 Concrete Column footing Laid Over sand filling and PCC 1:4:8.
RCC WORK	:	All Column, Beams, Roof Slab, Lintel,& Sunshade are in Minimum of RCC 1:11/2:3(M-25)
BRICKWORK	:	B.W in Basement & Superstructure are in CM 1:5.
JOINERY	:	Joineries are made with UPVC / Aluminium / Steel (or) first class teak wood.
WEATHERING COURSE	:	9" x 9" Pressed Tiles laid over the Brick Jelly with Lime mortor and sloped with water proofing compound.
PLASTERING	:	Ceiling plastering with CM 1:3Inside & Outside walls are plastering with CM 1:4.
PAINTING	:	White washing with two coats over the one coat of primer for Ceiling.Colour washing with two coats over one coat of primer for all Walls.

SCHEDULE OF JOINERIES

D	0.80 x 2.10	DOOR
D1A	0.80 x 2.10	SINGLE DOOR
D2	0.90 x 2.40	SINGLE DOOR
D3	1.00 x 2.40	SINGLE DOOR
D3A	1.00 x 2.40	DOOR (TOILET)
D4	1.20 x 2.40	SINGLE DOOR
D4A	1.20 x 2.40	DOOR (TOILET)
DD1	1.20 x 2.40	DOUBLE DOOR
DD2	1.50 x 2.40	DOUBLE DOOR
DD4	2.00 x 2.40	DOUBLE DOOR
SD3a	1.05 x 2.40	SLIDING DOOR
ADD2	1.50 x 2.40	ACOUSTIC DOOR
FDD	1.20 x 2.40	FIRE SHAFT DOOR
FRDD4	2.00 x 2.40	FIRE RATED EXIT DOOR
FRD4	1.20 x 2.40	FIRE RATED DOOR
FRD4a	1.20 x 2.40	FIRE RATED DOOR
W2	1.50 x 1.50	WINDOW
SW3	1.80 x 1.50	STRUCTURAL GLAZING WINDOW
V1	0.60 x 0.90	VENTILATOR
RV1	0.60 x 0.90	ROOF LEVEL VENTILATOR
RV2	0.75 x 0.90	ROOF LEVEL VENTILATOR
RV4	1.20 x 0.90	ROOF LEVEL VENTILATOR
RV6	1.80 x 0.90	ROOF LEVEL VENTILATOR
RV8	2.40 x 0.90	ROOF LEVEL VENTILATOR
RV9	3.00 x 0.90	ROOF LEVEL VENTILATOR
FG	1.00 x 2.40	FIXED GLASS
FG5	3.00 x Varies	FIXED GLASS
SG	Varies	STRUCTURAL GLAZING
SG2	1.50 x Varies	STRUCTURAL GLAZING
SG3	1.80 x Varies	STRUCTURAL GLAZING
SG4	2.40 x Varies	STRUCTURAL GLAZING

(Openable - Wherever Necessary)

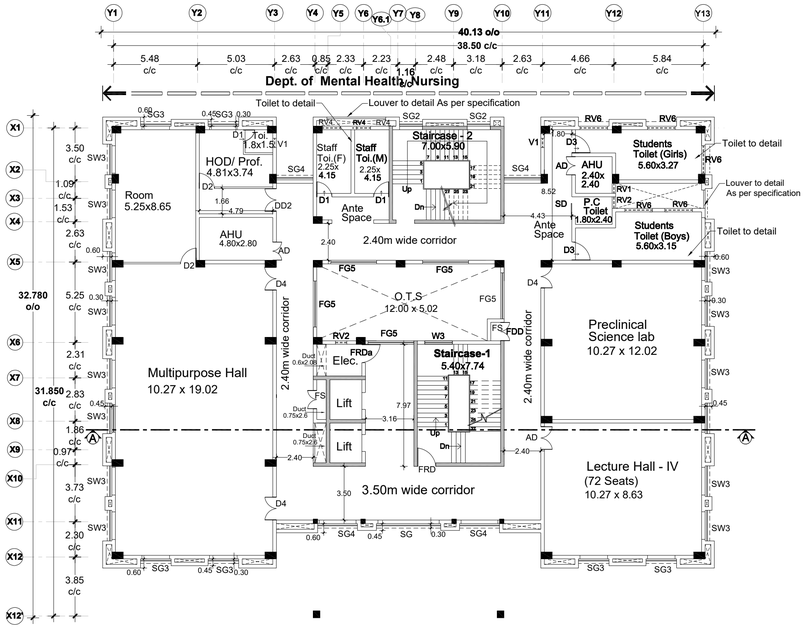

Fourth Floor plan
Scale 1:200

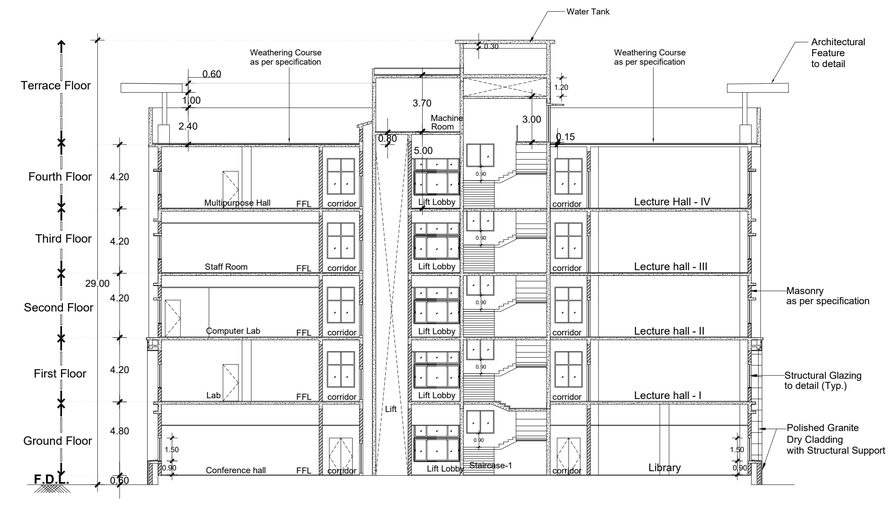

Section - 'A-A'
Scale 1:200

COLOUR INDEX :

PROPOSED	
BOUNDARY	
ROAD	
DRIVEWAY	

REFERENCE :

DRAWING TITLE :

Fourth Floor plan, Terrace Floor plan Section - 'A-A' & Elevation

APPLICANT :

लेफ्टिनेंट कर्नल आलोक देवरानी
Lt. Col Alok Devrani
अधीक्षण अभियंता / Superintending Engineer
अखिल भारतीय आयुर्विज्ञान संस्थान, मदुरै
All India Institute of Medical Sciences, Madurai
स्वास्थ्य और परिवार कल्याण मंत्रालय, भारत सरकार
Ministry of Health and Family Welfare, Govt of India

All India Institute of Medical Sciences (AIIMS) Madurai, Tamil Nadu
Under PMSSY Division, Ministry of Health & Family Welfare, Government of India

ARCHITECT / REGISTERED ENGINEER :

D. MUKESH
Registered Architect,
Council of Architecture,
(CA/90/12779)
Registered Architect Grade-I, DTCP,
Registration No: 05/RA-I/2019
Salem - 636 004.

REGISTERED STRUCTURAL ENGINEER :

P. SIVAGAMI, M.E(Struct).,
Structural Engineer
Mukesh & Associates
Consultants & Engineers
Division - 2,
Narasothipatty, Salem-636004.
Reg. No: DTCP/SALEM/RSE-1/005/2020

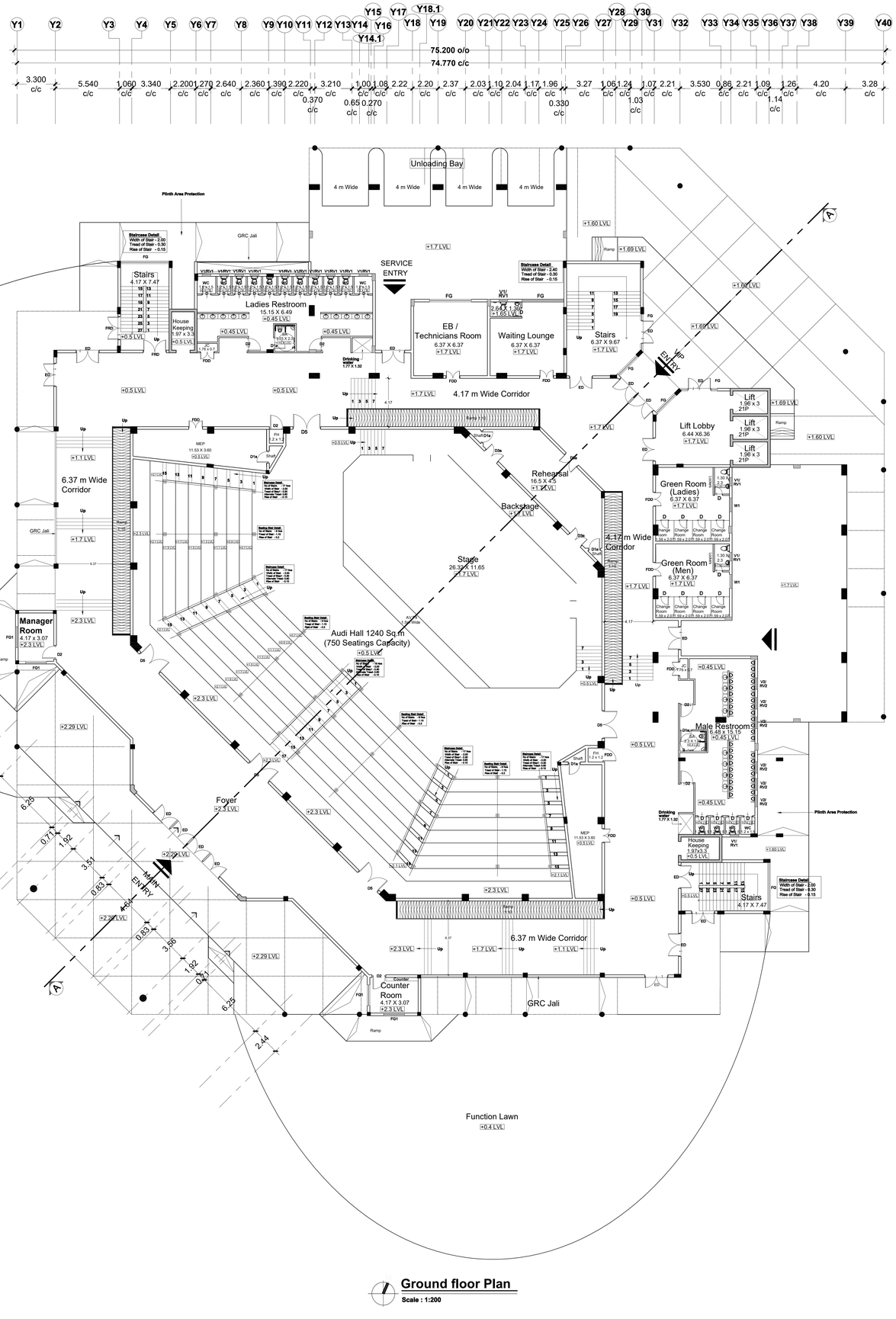

Ground floor Plan

Scale : 1:200

Sheet Number	**: 1 of 4**
Building Name	**: Proposed Auditorium Building (G+1 Floors)**
Block Number	**: 6 of 42**
Title	**: Ground Floor Plan**

PLAN SHOWING THE PROPOSED AUDITORIUM (G+1 Floors) BUILDING AT AIIMS MADURAI ., S.NO: 12/1, 12/2, 22/4, 23/2B, 23/3, 23/4B, 23/5, 23/6B,23/7B, 23/8, 23/9,24, 25/1, 25/2, 25/3, 26/2, 30, 31/1,32/1,33/1,34/1, 35, 36, 37/1, 38/1, 39, 40, 41, 42/1, 42/2, 43/1, 44/1,44/2, 45/1, 45/2, 46/1, 46/2, 47/1, 47/2, 47/3, 48/1, 48/2, 48/3,49/1, 49/2, 49/3, 50/1, 50/2, 50/3 , 53/1, K.PUDUPATTI VILLAGE, THIRUPPARANKUNDRAM TALUK, MADURAI DISTRICT, TAMIL NADU FOR SETTING UP OF ALL INDIA INSTITUTE OF MEDICAL SCIENCES (AIIMS), MADURAI. (SUPPORTED BY JICA) Loan No. - ID- P291 UNDER PMSSY DIVISION, MINISTRY OF HEALTH & FAMILY WELFARE GOVERNMENT OF INDIA.

NOTE : ALL DIMENSIONS ARE IN METRE

SPECIFICATION :

FOUNDATION	:	Minimum of RCC 1:11/2:3 M25 Concrete Column footing Laid Over sand filling and PCC 1:4:8.
RCC WORK	:	All Column, Beams, Roof Slab, Lintel,& Sunshade are in Minimum of RCC 1:11/2:3(M-25)
BRICKWORK	:	B.W in Basement & Superstructure are in CM 1:5.
JOINERY	:	Joineries are made with UPVC / Aluminium / Steel (or) first class teak wood.
WEATHERING COURSE	:	9" x 9" Pressed Tiles laid over the Brick Jelly with Lime mortor and sloped with water proofing compound.
PLASTERING	:	Ceiling plastering with CM 1:3Inside & Outside walls are plastering with CM 1:4.
PAINTING	:	White washing with two coats over the one coat of primer for Ceiling.Colour washing with two coats over one coat of primer for all Walls.

SCHEDULE OF JOINERIES

D	0.75 x 2.40	DOOR
ED	2.00 x 2.40	DOUBLE DOOR (DOUBLE SWING)
D1A	1.05 x 2.40	SINGLE DOOR
D2	1.20 x 2.40	SINGLE DOOR
D3A	1.50 x 2.40	DOUBLE DOOR
D4	2.00 x 2.40	ENTRANCE DOOR
D5	2.40 x 2.40	DOUBLE DOOR (DOUBLE SWING)
FRD	2.40 x 2.40	FIRE RATED DOUBLE DOOR
FDD	1.20 x 2.40	FIRE DUCT DOUBLE DOOR
W1	1.20 x 1.50	WINDOW
W3	1.80 x 1.50	WINDOW
V1/RV1	0.75 x 0.60	VENTILATOR
V2/RV2	1.00 x 0.60	VENTILATOR

COLOUR INDEX :	REFERENCE :
PROPOSED	
BOUNDARY	
ROAD	
DRIVEWAY	

DRAWING TITLE :

Ground Floor Plan

APPLICANT :

Executive Engineer
Lt. Col Alok Dwivedi
अधीक्षण अभियंता / Superintending Engineer
अखिल भारतीय आयुर्विज्ञान संस्थान, मदुरै
All India Institute of Medical Sciences, Madurai
मंत्रालय ऑफ हेल्थ एण्ड फैमिली वेलफेयर, भारत सरकार
Ministry of Health and Family Welfare, Govt of India

All India Institute of Medical Sciences (AIIMS)
Madurai, Tamil Nadu
Under PMSSY Division, Ministry of Health & Family Welfare, Government of India

ARCHITECT / REGISTERED ENGINEER :

D. MUKESH
Registered Architect,
Council of Architecture,
(CA/90/12778)
Registered Architect Grade-I, DTCP,
Registration No: 05/RA-I/2015
Salem - 636 004.

REGISTERED STRUCTURAL ENGINEER :

P. SIVAGAMI, M.E(Struct).,
Structural Engineer
Mukesh & Associates
Consultants & Engineers
Division - 2.
Narasothipatty, Salem - 636004.
Reg. No: DTCP/SALEM/RSE-1/005/2020

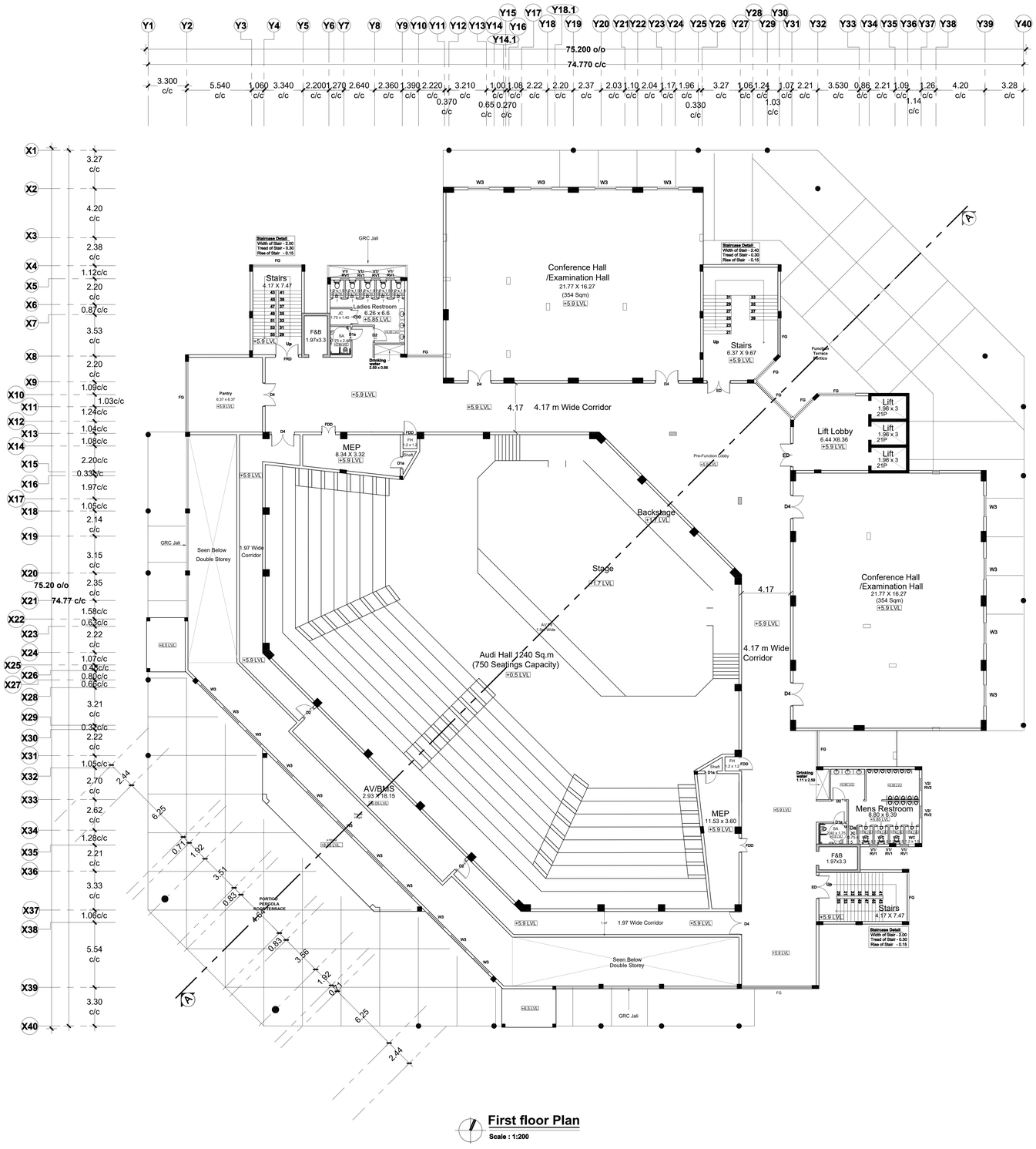

First floor Plan

Scale : 1:200

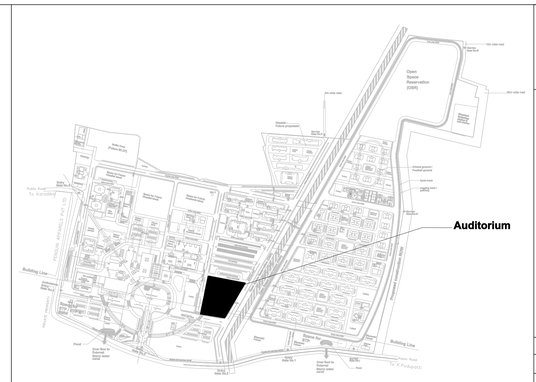

Sheet Number	: 2 of 4
Building Name	: Proposed Auditorium Building (G+1 Floors)
Block Number	: 6 of 42
Title	: First Floor Plan

PLAN SHOWING THE PROPOSED AUDITORIUM (G+1 Floors) BUILDING AT AIIMS MADURAI ., S.NO: 12/1, 12/2, 22/4, 23/2B, 23/3, 23/4B, 23/5, 23/6B,23/7B, 23/8, 23/9,24, 25/1, 25/2, 25/3, 26/2, 30, 31/1,32/1,33/1,34/1, 35, 36, 37/1, 38/1, 39, 40, 41, 42/1, 42/2, 43/1, 44/1,44/2, 45/1, 45/2, 46/1, 46/2, 47/1, 47/2, 47/3, 48/1, 48/2, 48/3,49/1, 49/2, 49/3, 50/1, 50/2, 50/3 , 53/1, K.PUDUPATTI VILLAGE, THIRUPPARANKUNDRAM TALUK, MADURAI DISTRICT, TAMIL NADU FOR SETTING UP OF ALL INDIA INSTITUTE OF MEDICAL SCIENCES (AIIMS), MADURAI. (SUPPORTED BY JICA) Loan No. - ID- P291 UNDER PMSSY DIVISION, MINISTRY OF HEALTH & FAMILY WELFARE GOVERNMENT OF INDIA.

NOTE : ALL DIMENSIONS ARE IN METRE

SPECIFICATION :

FOUNDATION	:	Minimum of RCC 1:11/2:3 M25 Concrete Column footing Laid Over sand filling and PCC 1:4:8.
RCC WORK	:	All Column, Beams, Roof Slab, Lintel,& Sunshade are in Minimum of RCC 1:11/2:3(M-25)
BRICKWORK	:	B.W in Basement & Superstructure are in CM 1:5.
JOINERY	:	Joineries are made with UPVC / Aluminium / Steel (or) first class teak wood.
WEATHERING COURSE	:	9" x 9" Pressed Tiles laid over the Brick Jelly with Lime mortor and sloped with water proofing compound.
PLASTERING	:	Ceiling plastering with CM 1:3Inside & Outside walls are plastering with CM 1:4.
PAINTING	:	White washing with two coats over the one coat of primer for Ceiling.Colour washing with two coats over one coat of primer for all Walls.

SCHEDULE OF JOINERIES

D	0.75 x 2.40	DOOR
ED	2.00 x 2.40	DOUBLE DOOR (DOUBLE SWING)
D1A	1.05 x 2.40	SINGLE DOOR
D2	1.20 x 2.40	SINGLE DOOR
D3A	1.50 x 2.40	DOUBLE DOOR
D4	2.00 x 2.40	ENTRANCE DOOR
D5	2.40 x 2.40	DOUBLE DOOR (DOUBLE SWING)
FRD	2.40 x 2.40	FIRE RATED DOUBLE DOOR
FDD	1.20 x 2.40	FIRE DUCT DOUBLE DOOR
W1	1.20 x 1.50	WINDOW
W3	1.80 x 1.50	WINDOW
V1/RV1	0.75 x 0.60	VENTILATOR
V2/RV2	1.00 x 0.60	VENTILATOR

COLOUR INDEX :	REFERENCE :
PROPOSED	
BOUNDARY	
ROAD	
DRIVEWAY	

DRAWING TITLE :

First Floor Plan

APPLICANT :

Lt. Col Alok Dewrani
Superintending Engineer
All India Institute of Medical Sciences
Ministry of Health and Family Welfare, Govt of India

All India Institute of Medical Sciences (AIIMS)
Madurai, Tamil Nadu
Under PMSSY Division, Ministry of Health & Family Welfare, Government of India

ARCHITECT / REGISTERED ENGINEER :

D. MUKESH
Registered Architect,
Council of Architecture,
(CA/90/12779)
Registered Architect Grade-I, DTCP,
Registration No: 05/RA-I/2019
Salem - 636 004.

REGISTERED STRUCTURAL ENGINEER :

P. SIVAGAMI, M.E(Struct).,
Structural Engineer
Mukesh & Associates
Consultants & Engineers
Division - 2,
Narasothipatty, Salem -636004
Reg. No: DTCP/SALEM/RSE-I/005/2020

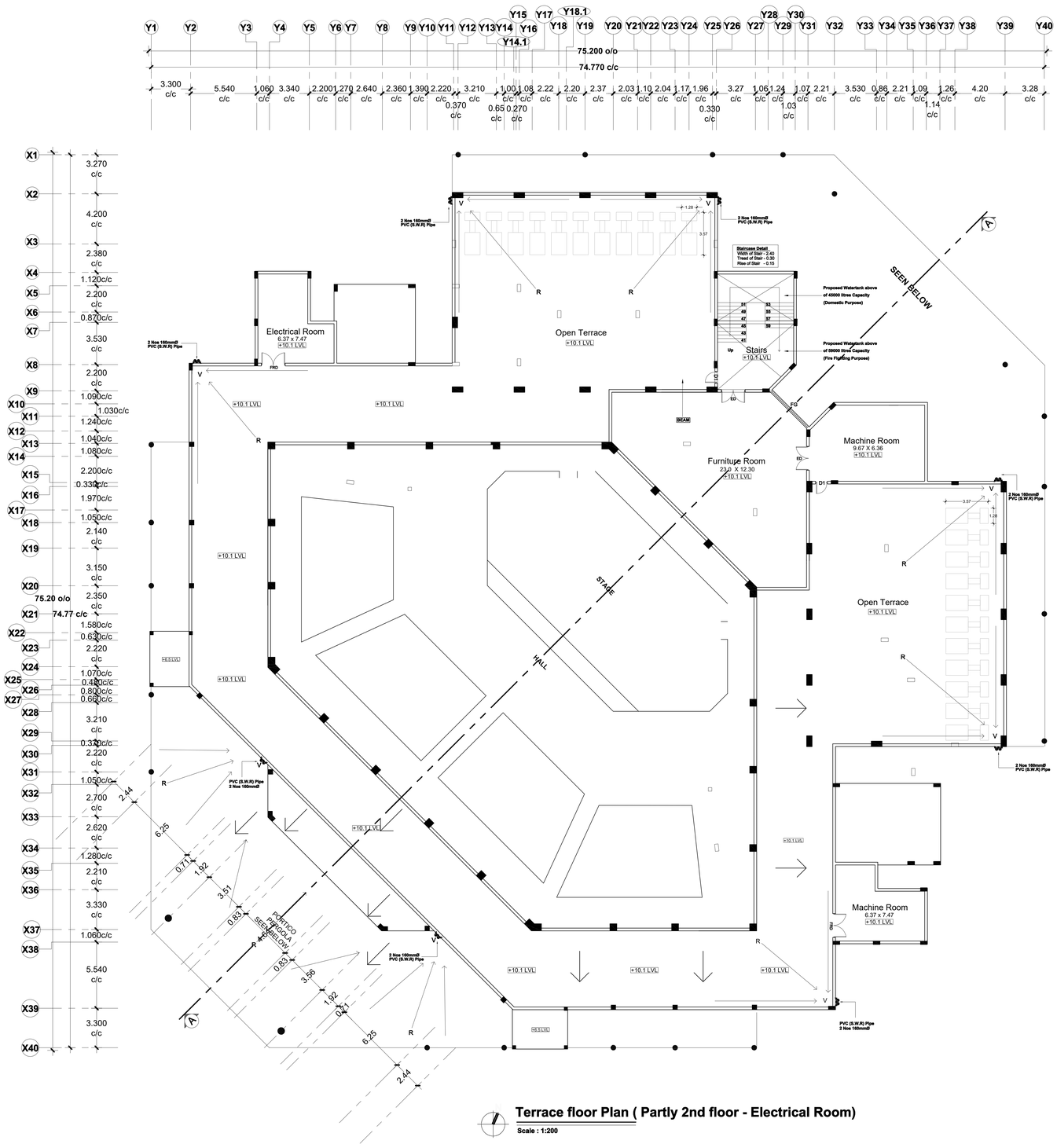
Y1 Y2 Y3 Y4 Y5 Y6 Y7 Y8 Y9 Y10 Y11 Y12 Y13 Y14 Y15 Y16 Y17 Y18 Y18.1 Y19 Y20 Y21 Y22 Y23 Y24 Y25 Y26 Y27 Y28 Y29 Y30 Y31 Y32 Y33 Y34 Y35 Y36 Y37 Y38 Y39 Y40
Y14.1
75.200 o/o
74.770 c/c
3.300 c/c
5.540 c/c
1.060 c/c
3.340 c/c
2.200 c/c
1.270 c/c
2.640 c/c
2.360 c/c
1.390 c/c
2.220 c/c
0.370 c/c
3.210 c/c
1.000 c/c
0.650 c/c
1.080 c/c
0.270 c/c
2.220 c/c
2.200 c/c
2.370 c/c
2.030 c/c
1.100 c/c
2.040 c/c
1.170 c/c
1.960 c/c
0.330 c/c
3.270 c/c
1.060 c/c
1.240 c/c
1.030 c/c
1.070 c/c
1.030 c/c
1.030 c/c
1.070 c/c
1.240





Elevation

Scale : 1:200

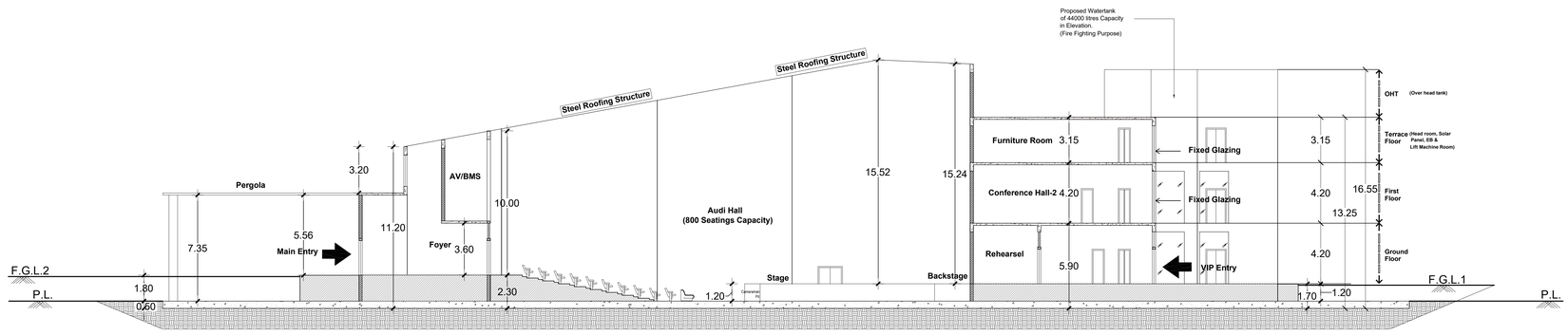

Section AA

Scale : 1:200

Sheet Number : 4 of 4
Building Name : Proposed Auditorium Building (G+1 Floors)
Block Number : 6 of 42
Title : Section & Elevation

PLAN SHOWING THE PROPOSED AUDITORIUM (G+1 Floors) BUILDING AT AIIMS MADURAI ., S.NO: 12/1, 12/2, 22/4, 23/2B, 23/3, 23/4B, 23/5, 23/6B,23/7B, 23/8, 23/9,24, 25/1, 25/2, 25/3, 26/2, 30, 31/1,32/1,33/1,34/1, 35, 36, 37/1, 38/1, 39, 40, 41, 42/1, 42/2, 43/1, 44/1,44/2, 45/1, 45/2, 46/1, 46/2, 47/1, 47/2, 47/3, 48/1, 48/2, 48/3,49/1, 49/2, 49/3, 50/1, 50/2, 50/3 , 53/1, K.PUDUPATTI VILLAGE, THIRUPPARANKUNDRAM TALUK, MADURAI DISTRICT, TAMIL NADU FOR SETTING UP OF ALL INDIA INSTITUTE OF MEDICAL SCIENCES (AIIMS), MADURAI. (SUPPORTED BY JICA) Loan No. - ID- P291 UNDER PMSSY DIVISION, MINISTRY OF HEALTH & FAMILY WELFARE GOVERNMENT OF INDIA.

NOTE : ALL DIMENSIONS ARE IN METRE

SPECIFICATION :

FOUNDATION	: Minimum of RCC 1:11/2:3 M25 Concrete Column footing Laid Over sand filling and PCC 1:4:8.
RCC WORK	: All Column, Beams, Roof Slab, Lintel,& Sunshade are in Minimum of RCC 1:11/2:3(M-25)
BRICKWORK	: B.W in Basement & Superstructure are in CM 1:5.
JOINERY	: Joineries are made with UPVC / Aluminium / Steel (or) first class teak wood.
WEATHERING COURSE	: 9" x 9" Pressed Tiles laid over the Brick Jelly with Lime mortor and sloped with water proofing compound.
PLASTERING	: Ceiling plastering with CM 1:3Inside & Outside walls are plastering with CM 1:4.
PAINTING	: White washing with two coats over the one coat of primer for Ceiling.Colour washing with two coats over one coat of primer for all Walls.

SCHEDULE OF JOINERIES

D	0.75 x 2.40	DOOR
ED	2.00 x 2.40	DOUBLE DOOR (DOUBLE SWING)
D1A	1.05 x 2.40	SINGLE DOOR
D2	1.20 x 2.40	SINGLE DOOR
D3A	1.50 x 2.40	DOUBLE DOOR
D4	2.00 x 2.40	ENTRANCE DOOR
D5	2.40 x 2.40	DOUBLE DOOR (DOUBLE SWING)
FRD	2.40 x 2.40	FIRE RATED DOUBLE DOOR
FDD	1.20 x 2.40	FIRE DUCT DOUBLE DOOR
W1	1.20 x 1.50	WINDOW
W3	1.80 x 1.50	WINDOW
V1/RV1	0.75 x 0.60	VENTILATOR
V2/RV2	1.00 x 0.60	VENTILATOR

COLOUR INDEX :

PROPOSED
BOUNDARY
ROAD
DRIVEWAY

REFERENCE :

DRAWING TITLE :

Section & Elevation

APPLICANT :

Lt. Col Alok Devrani
Superintending Engineer
All India Institute of Medical Sciences (AIIMS)
Madurai, Tamil Nadu
Under PMSSY Division, Ministry of Health & Family Welfare, Government of India

ARCHITECT / REGISTERED ENGINEER :

D. MUKESH
Registered Architect,
Council of Architecture,
(CA/90/12779)
Registered Architect Grade-I, DTCP,
Registration No: 05/RA-I/2019
Salem - 636 004.

REGISTERED STRUCTURAL ENGINEER :

P. SIVAGAMI, M.E(Struct).,
Structural Engineer
Mukesh & Associates
Consultants & Engineers
Division - 2,
Narasothipatty, Salem -636 004.
Reg. No: DTCP/SALEM/RSE-1/005/2020

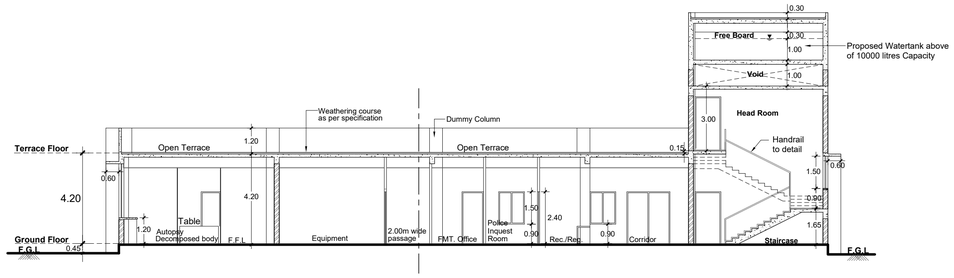

Section A-A

Scale :1:100

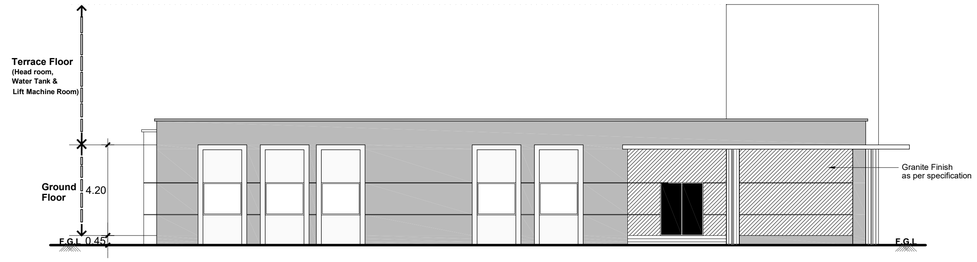

Front Elevation

Scale 1:100

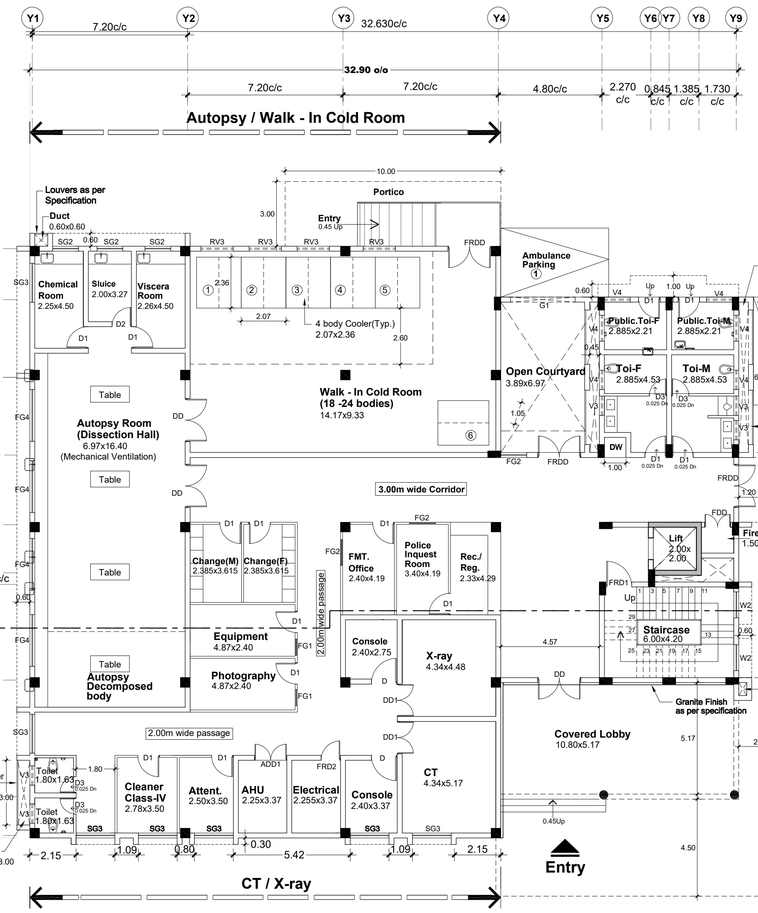

N Ground Floor Plan

Scale :1:100

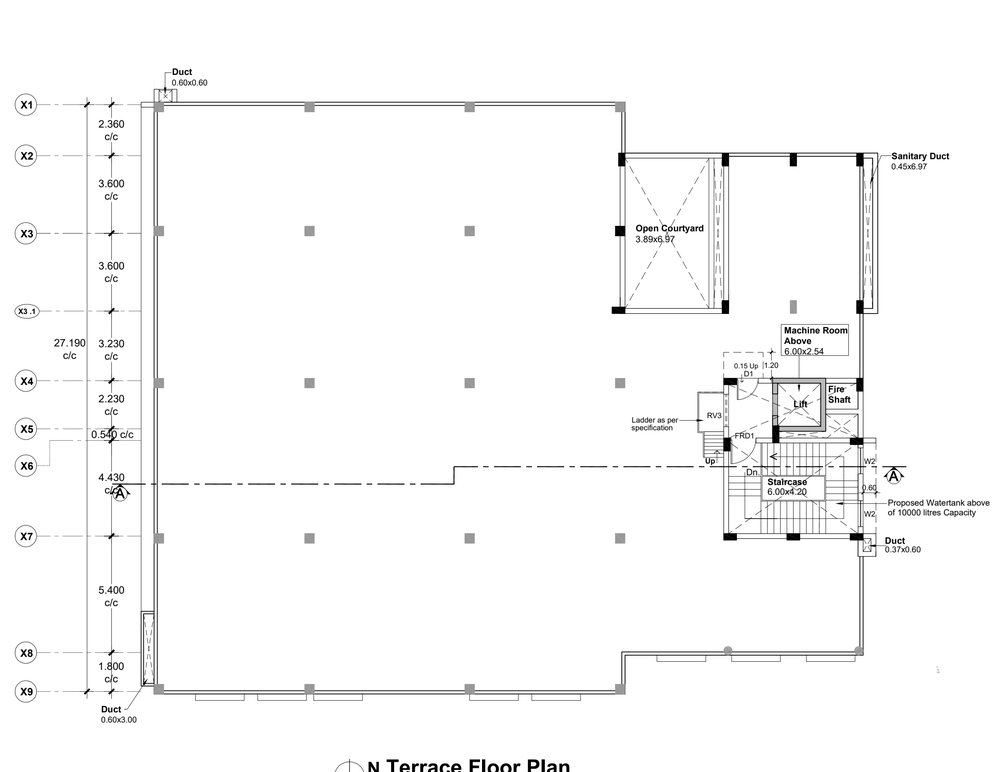

N Terrace Floor Plan

Scale :1:100

Sheet Number : 1
Building Name : Proposed Mortuary Block (GF Only)
Block Number : 7 of 42
Title : Floor plans , Section and Elevation

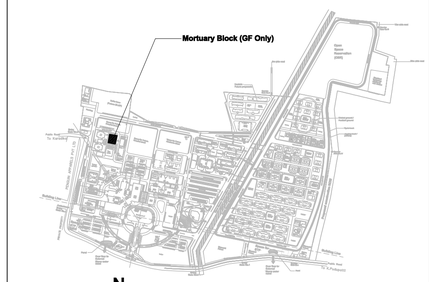

N

Key Plan

PLAN SHOWING THE PROPOSED MORTUARY BLOCK (GF Only) BUILDING AT AIIMS MADURAI ., S.NO: 12/1, 12/2, 22/4, 23/2B, 23/3, 23/4B, 23/5, 23/6B,23/7B, 23/8, 23/9,24, 25/1, 25/2, 25/3, 26/2, 30, 31/1,32/1,33/1,34/1, 35, 36, 37/1, 38/1, 39, 40, 41, 42/1, 42/2, 43/1, 44/1,44/2, 45/1, 45/2, 46/1, 46/2, 47/1, 47/2, 47/3, 48/1, 48/2, 48/3,49/1, 49/2, 49/3, 50/1, 50/2, 50/3 53/1), K.PUDUPATTI VILLAGE, THIRUPPARANKUNDRAM TALUK, MADURAI DISTRICT, TAMIL NADU FOR SETTING UP OF ALL INDIA INSTITUTE OF MEDICAL SCIENCES (AIIMS), MADURAI. (SUPPORTED BY JICA) Loan No. - ID- P291 UNDER PMSSY DIVISION, MINISTRY OF HEALTH & FAMILY WELFARE GOVERNMENT OF INDIA.

NOTE : ALL DIMENSIONS AREA IN METRE

SPECIFICATION :

FOUNDATION	: Minimum of RCC 1:11/2:3 M25 Concrete Column footing Laid Over sand filling and PCC 1:4:8.
RCC WORK	: All Column, Beams, Roof Slab, Lintel,& Sunshade are in Minimum of RCC 1:11/2:3(M-25)
BRICKWORK	: B.W in Basement & Superstructure are in CM 1:5.
JOINERY	: Joineries are made with UPVC / Aluminium / Steel (or) first class teak wood.
WEATHERING COURSE	: 9" x 9" Pressed Tiles laid over the Brick Jelly with Lime mortor and sloped with water proofing compound.
PLASTERING	: Ceiling plastering with CM 1:3Inside & Outside walls are plastering with CM 1:4.
PAINTING	: White washing with two coats over the one coat of primer for Ceiling.Colour washing with two coats over one coat of primer for all Walls.

SCHEDULE OF JOINERIES

DD	Door	2.00 x 2.40
DD1	Door	1.50 x 2.40
D	Door	1.20 x 2.40
D1	Door	1.00 x 2.40
D2	Door	0.90 x 2.40
D3	Door	0.80 x 2.40
FRD1	Fire Rated Door	1.20 x 2.40
FRDD	Fire Rated Door	2.00 x 2.40
FDD	Fire Shaft Door	1.20 x 2.40
ADD1	Acoustic Door	1.50 x 2.40
Gate	G1	3.00 x 2.40
W2	Window	1.20 x 1.50
FG1	Fixed Glass	0.75 x 1.50
FG2	Fixed Glass	1.20 x 1.50
FG3	Fixed Glass	1.80 x 1.50
FG4	Fixed Glass	2.40 x Various
	(Openable -Wherever Necessary)	
SG1	Structural Glass	0.90 x 1.50
SG2	Structural Glass	1.20 x 1.50
SG2a	Structural Glass	1.50 x 1.50
SG3	Structural Glass	1.80 x 1.50
SG4	Structural Glass	2.40 x 1.50
	(Openable -Wherever Necessary)	
V3	Ventilator	0.90 x 0.60
V4	Ventilator	1.20 x 0.60
RV3	Ventilator	1.50 x 0.60

COLOUR INDEX :

PROPOSED
BOUNDARY
ROAD
DRIVEWAY

REFERENCE :

N

DRAWING TITLE :

Floor plans , Section and Elevation

APPLICANT :

Lt. Col Alok Dwivedi
Superintending Engineer
All India Institute of Medical Sciences, Madurai
Ministry of Health and Family Welfare, Govt of India

All India Institute of Medical Sciences (AIIMS) Madurai, Tamil Nadu
Under PMSSY Division, Ministry of Health & Family Welfare, Government of India

ARCHITECT / REGISTERED ENGINEER :

D. MUKESH
Registered Architect,
Council of Architecture,
(CA/90/12779)
Registered Architect Grade-I, DTCP,
Registration No: 05/RA-I/2019
Salem - 636 004.

REGISTERED STRUCTURAL ENGINEER :

P. SIVAGAMI, M.E(Struct).,
Structural Engineer
Mukesh & Associates
Consultants & Engineers
Division -2
Narasothipatty, Salem - 636 004.
Reg. No: DTCP/SALEM/RSE-1/005/2020

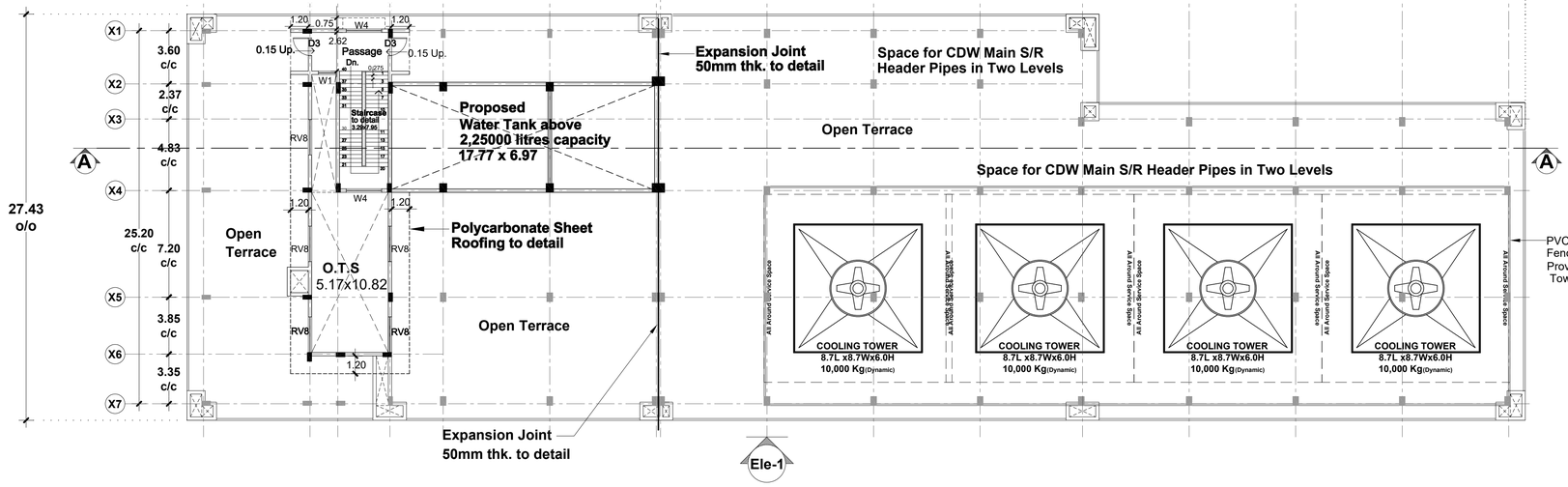

N **Terrace Floor Plan**

Scale - 1:200

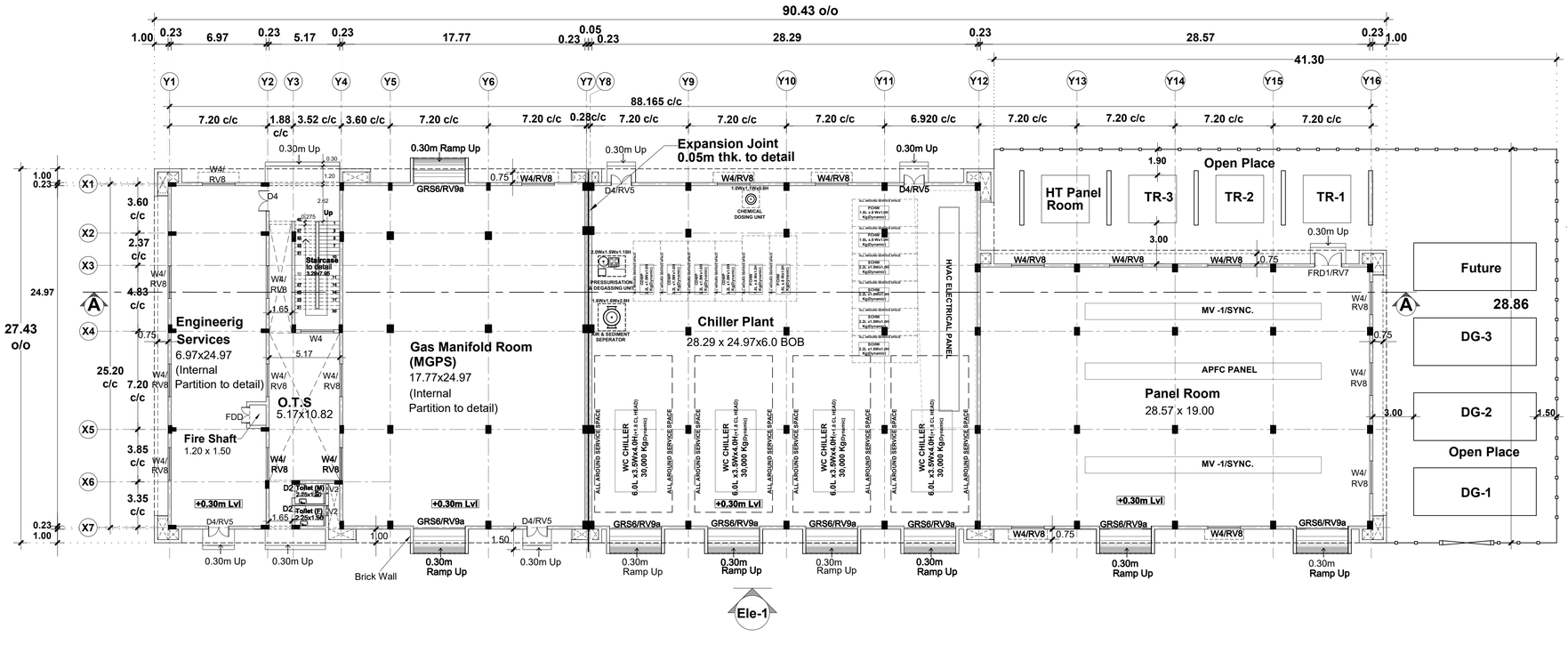

N **Ground Floor Plan**

Scale - 1:200

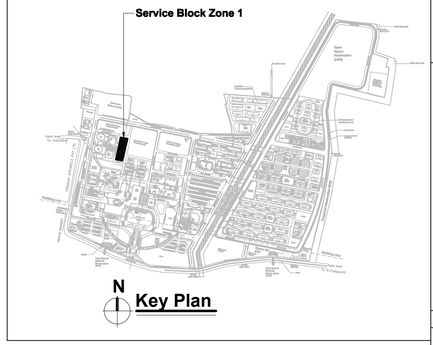

N **Key Plan**

Sheet Number	: 1 of 2
Building Name	: Proposed Service Block - Zone 1 (Ground Floor only)
Block Number	: 8 of 42
Title	: Ground and Terrace Floor plan

PLAN SHOWING THE PROPOSED SERVICE BLOCK - ZONE 1 BUILDING AT AIIMS MADURAI .,

S.NO: 12/1, 12/2, 22/4, 23/2B, 23/3, 23/4B, 23/5, 23/6B,23/7B, 23/8, 23/9,24, 25/1, 25/2, 25/3, 26/2, 30, 31/1,32/1,33/1,34/1, 35, 36, 37/1, 38/1, 39, 40, 41, 42/1, 42/2, 43/1, 44/1,44/2, 45/1, 45/2, 46/1, 46/2, 47/1, 47/2, 47/3, 48/1, 48/2, 48/3,49/1, 49/2, 49/3, 50/1, 50/2, 50/3 53/1, K.PUDUPATTI VILLAGE, THIRUPPARANKUNDRAM TALUK, MADURAI DISTRICT, TAMIL NADU FOR SETTING UP OF ALL INDIA INSTITUTE OF MEDICAL SCIENCES (AIIMS), MADURAI. (SUPPORTED BY JICA) Loan No. - ID- P291 UNDER PMSSY DIVISION, MINISTRY OF HEALTH & FAMILY WELFARE GOVERNMENT OF INDIA.

NOTE : ALL DIMENSIONS AREA IN METRE

SPECIFICATION :

FOUNDATION	: Minimum of RCC 1:11/2:3 M25 Concrete Column footing Laid Over sand filling and PCC 1:4:8.
RCC WORK	: All Column, Beams, Roof Slab, Lintel,& Sunshade are in Minimum of RCC 1:11/2:3(M-25)
BRICKWORK	: B.W in Basement & Superstructure are in CM 1:5.
JOINERY	: Joineries are made with UPVC / Aluminium / Steel (or) first class teak wood.
WEATHERING COURSE	: 9" x 9" Pressed Tiles laid over the Brick Jelly with Lime mortor and sloped with water proofing compound.
PLASTERING	: Ceiling plastering with CM 1:3Inside & Outside walls are plastering with CM 1:4.
PAINTING	: White washing with two coats over the one coat of primer for Ceiling.Colour washing with two coats over one coat of primer for all Walls.

SCHEDULE OF JOINERIES

D2	Door (T)	1.00 x 2.40
D3	Door	1.20 x 2.40
D4	Door (DD)	1.50 x 2.40
FRD1	Fire Rated Door	2.00 x 2.40
FDD	Fire Shaft Door	1.20 x 2.40
W1	Window	1.20 x 1.50
W4	Window	2.40 x 1.50
V2	Ventilator (Top Hung Ventilator)	0.75 x 0.90
RV5	Ventilator (Top Hung Ventilator)	1.50 x 0.90
RV7	Ventilator (Top Hung Ventilator)	2.00 x 0.90
RV8	Ventilator (Top Hung Ventilator)	2.40 x 0.90
RV9a	Ventilator (Top Hung Ventilator)	3.80 x 0.90
GRS6	Rolling shutter with Grill	3.80 x 3.00

COLOUR INDEX :	REFERENCE :
PROPOSED	
BOUNDARY	
ROAD	
DRIVEWAY	

N

DRAWING TITLE :

Ground and Terrace Floor plan

APPLICANT :

लेफ्टिनेंट कर्नल अलोक देवरानी
Lt. Col Alok Devrani
अधीक्षण अभियंता / Superintending Engineer
अखिल भारतीय आयुर्विज्ञान संस्थान, मदुरै
All India Institute of Medical Sciences, Madurai
स्वास्थ्य और परिवार कल्याण मंत्रालय, भारत सरकार
Ministry of Health and Family Welfare, Govt of India

All India Institute of Medical Sciences (AIIMS) Madurai, Tamil Nadu
Under PMSSY Division, Ministry of Health & Family Welfare, Government of India

ARCHITECT / REGISTERED ENGINEER :

D. MUKESH
Registered Architect,
Council of Architecture,
(CA/90/12779)
Registered Architect Grade-I, DTCP,
Registration No: 05/RA-I/2019
Salem - 636 004.

REGISTERED STRUCTURAL ENGINEER :

P. SIVAGAMI, M.E(Struct).,
Structural Engineer
Mukesh & Associates
Consultants & Engineers
Division - 2,
Narasothipatty, Salem - 636 004.
Reg. No: DTCP/SALEM/RSE-1/005/2020

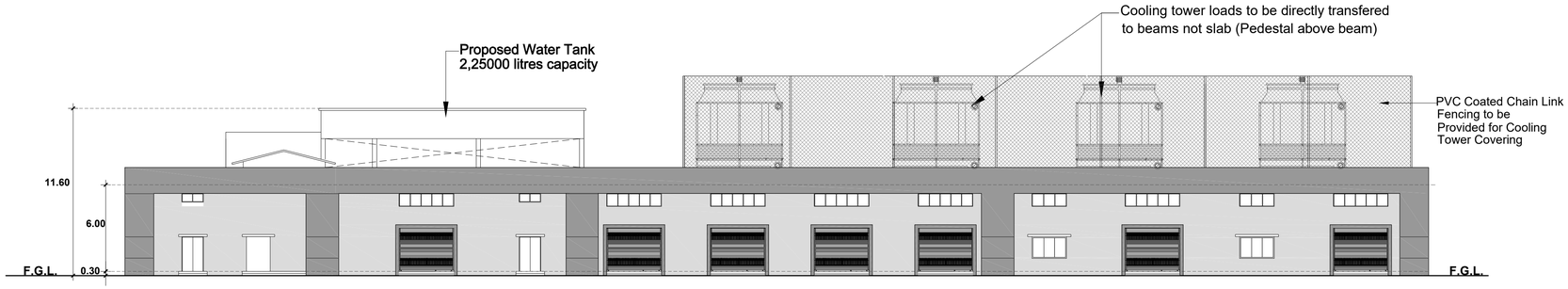

Elevation - 1

Scale - 1:200

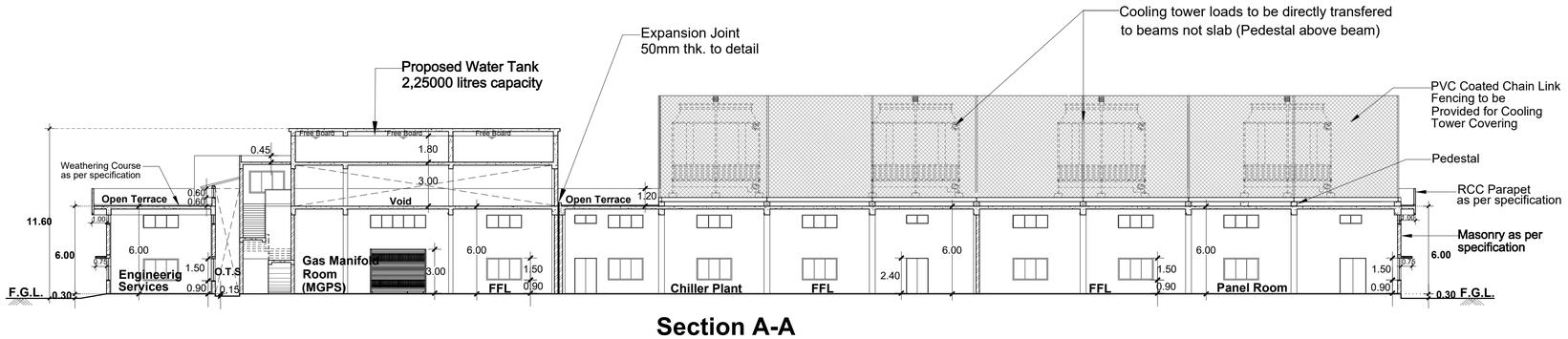

Section A-A

Scale - 1:200

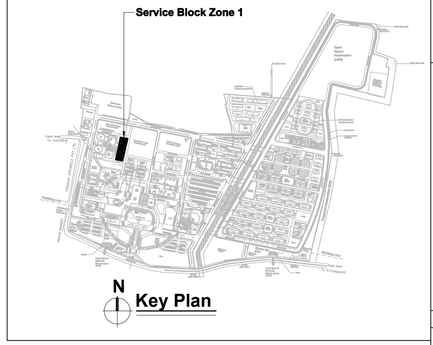

Key Plan

Sheet Number	**: 2 of 2**
Building Name	**: Proposed Service Block - Zone 1 (Ground Floor only)**
Block Number	**: 8 of 42**
Title	**: Section and Elevation**

PLAN SHOWING THE PROPOSED SERVICE BLOCK - ZONE 1 BUILDING AT AIIMS MADURAI .,

S.NO: 12/1, 12/2, 22/4, 23/2B, 23/3, 23/4B, 23/5, 23/6B,23/7B, 23/8, 23/9,24, 25/1, 25/2, 25/3, 26/2, 30, 31/1,32/1,33/1,34/1, 35, 36, 37/1, 38/1, 39, 40, 41, 42/1, 42/2, 43/1, 44/1,44/2, 45/1, 45/2, 46/1, 46/2, 47/1, 47/2, 47/3, 48/1, 48/2, 48/3,49/1, 49/2, 49/3, 50/1, 50/2, 50/3 53/1, K.PUDUPATTI VILLAGE, THIRUPPARANKUNDRAM TALUK, MADURAI DISTRICT, TAMIL NADU FOR SETTING UP OF ALL INDIA INSTITUTE OF MEDICAL SCIENCES (AIIMS), MADURAI. (SUPPORTED BY JICA) Loan No. - ID- P291 UNDER PMSSY DIVISION, MINISTRY OF HEALTH & FAMILY WELFARE GOVERNMENT OF INDIA.

NOTE : ALL DIMENSIONS AREA IN METRE

SPECIFICATION :

FOUNDATION	:	Minimum of RCC 1:11/2:3 M25 Concrete Column footing Laid Over sand filling and PCC 1:4:8.
RCC WORK	:	All Column, Beams, Roof Slab, Lintel,& Sunshade are in Minimum of RCC 1:11/2:3(M-25)
BRICKWORK	:	B.W in Basement & Superstructure are in CM 1:5.
JOINERY	:	Joineries are made with UPVC / Aluminium / Steel (or) first class teak wood.
WEATHERING COURSE	:	9" x 9" Pressed Tiles laid over the Brick Jelly with Lime mortor and sloped with water proofing compound.
PLASTERING	:	Ceiling plastering with CM 1:3Inside & Outside walls are plastering with CM 1:4.
PAINTING	:	White washing with two coats over the one coat of primer for Ceiling.Colour washing with two coats over one coat of primer for all Walls.

SCHEDULE OF JOINERIES

D2	Door (T)	1.00 x 2.40
D3	Door	1.20 x 2.40
D4	Door (DD)	1.50 x 2.40
FRD1	Fire Rated Door	2.00 x 2.40
FDD	Fire Shaft Door	1.20 x 2.40
W1	Window	1.20 x 1.50
W4	Window	2.40 x 1.50
V2	Ventilator (Top Hung Ventilator)	0.75 x 0.90
RV5	Ventilator (Top Hung Ventilator)	1.50 x 0.90
RV7	Ventilator (Top Hung Ventilator)	2.00 x 0.90
RV8	Ventilator (Top Hung Ventilator)	2.40 x 0.90
RV9a	Ventilator (Top Hung Ventilator)	3.80 x 0.90
GRS6	Rolling shutter with Grill	3.80 x 3.00

COLOUR INDEX :

PROPOSED
BOUNDARY
ROAD
DRIVEWAY

REFERENCE :

N

DRAWING TITLE :

Section and Elevation

APPLICANT :

लेफ्टिनेंट कर्नल आलोक देवरानी
Lt. Col Alok Devrani
अधीक्षण अभियंता / Superintending Engineer
अखिल भारतीय आयुर्विज्ञान संस्थान, मदुरै
All India Institute of Medical Sciences, Madurai
स्वास्थ्य और परिवार कल्याण मंत्रालय, भारत सरकार
Ministry of Health and Family Welfare, Govt of India

All India Institute of Medical Sciences (AIIMS)
Madurai, Tamil Nadu
Under PMSSY Division, Ministry of Health & Family Welfare, Government of India

ARCHITECT / REGISTERED ENGINEER :

D. MUKESH
Registered Architect,
Council of Architecture,
(CA/90/12779)
Registered Architect Grade-I, DTCP,
Registration No: 05/RA-I/2019
Salem - 636 004.

REGISTERED STRUCTURAL ENGINEER :

P. SIVAGAMI, M.E(Struct).,
Structural Engineer
Mukesh & Associates
Consultants & Engineers
Division - 2,
Narasothipatty, Salem - 636 004.
Reg. No: DTCP/SALEM/RSE-1/005/2020

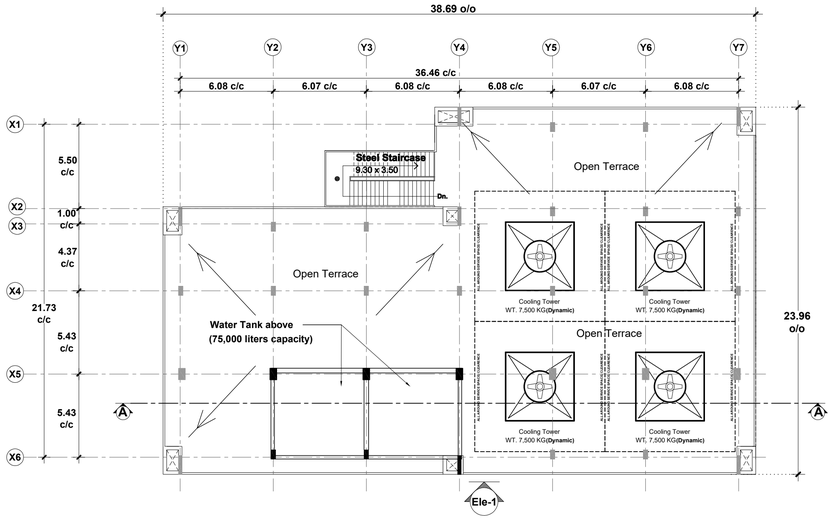

Terrace Floor Plan
Scale - 1:200

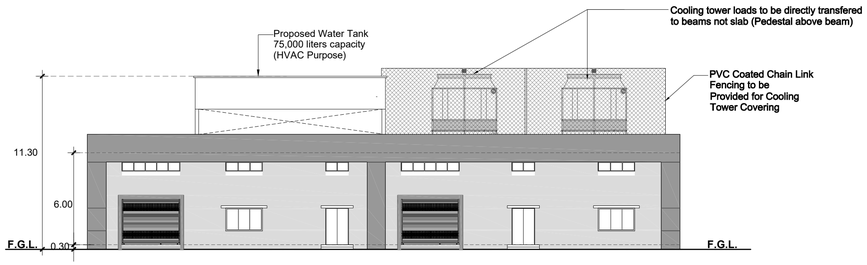

Elevation -1
Scale - 1:200

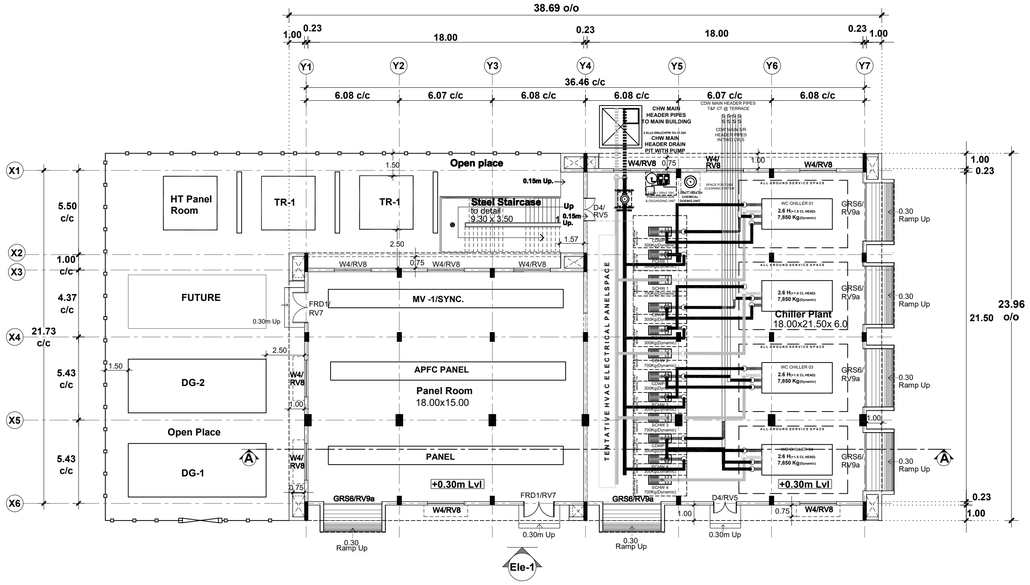

Ground Floor Plan
Scale - 1:200

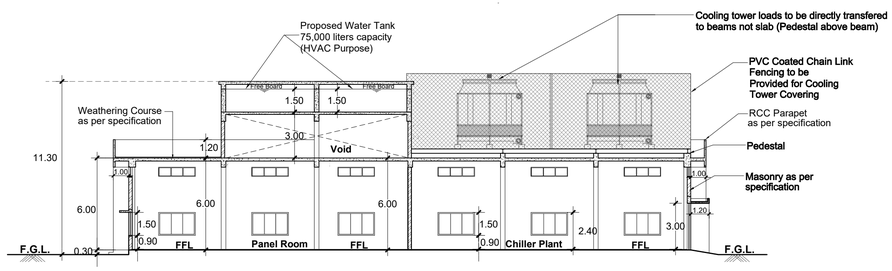

Section A-A
Scale - 1:200

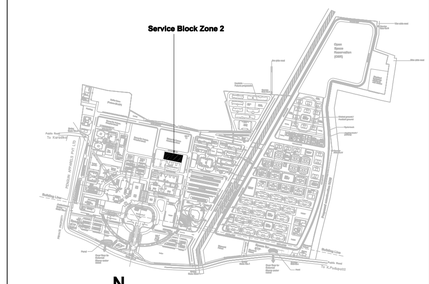

Key Plan

Sheet Number	: 1
Building Name	: Proposed Proposed Service Block (Ground Floor only) - Zone - 2
Block Number	: 9 of 42
Title	: Floor plans Section and Elevation

PLAN SHOWING THE PROPOSED SERVICE BLOCK ZONE -2 (GROUND FLOOR ONLY) BUILDING AT AIIMS MADURAI ., S.NO: 12/1, 12/2, 22/4, 23/2B, 23/3, 23/4B, 23/5, 23/6B,23/7B, 23/8, 23/9,24, 25/1, 25/2, 25/3, 26/2, 30, 31/1,32/1,33/1,34/1, 35, 36, 37/1, 38/1, 39, 40, 41, 42/1, 42/2, 43/1, 44/1,44/2, 45/1, 45/2, 46/1, 46/2, 47/1, 47/2, 47/3, 48/1, 48/2, 48/3,49/1, 49/2, 49/3, 50/1, 50/2, 50/3 53/1, K.PUDUPATTI VILLAGE, THIRUPPARANKUNDRAM TALUK, MADURAI DISTRICT, TAMIL NADU FOR SETTING UP OF ALL INDIA INSTITUTE OF MEDICAL SCIENCES (AIIMS), MADURAI. (SUPPORTED BY JICA) Loan No. - ID- P291 UNDER PMSSY DIVISION, MINISTRY OF HEALTH & FAMILY WELFARE GOVERNMENT OF INDIA.

NOTE : ALL DIMENSIONS AREA IN METRE

SPECIFICATION :

FOUNDATION	: Minimum of RCC 1:11/2:3 M25 Concrete Column footing Laid Over sand filling and PCC 1:4:8.
RCC WORK	: All Column, Beams, Roof Slab, Lintel,& Sunshade are in Minimum of RCC 1:11/2:3(M-25)
BRICKWORK	: B.W in Basement & Superstructure are in CM 1:5.
JOINERY	: Joineries are made with UPVC / Aluminium / Steel (or) first class teak wood.
WEATHERING COURSE	: 9" x 9" Pressed Tiles laid over the Brick Jelly with Lime mortor and sloped with water proofing compound.
PLASTERING	: Ceiling plastering with CM 1:3Inside & Outside walls are plastering with CM 1:4.
PAINTING	: White washing with two coats over the one coat of primer for Ceiling.Colour washing with two coats over one coat of primer for all Walls.

SCHEDULE OF JOINERIES

D4	Door (DD)	1.50 x 2.40
FRD1	Fire Rated Door	2.00 x 2.40
W4	Window	2.40 x 1.50
RV5	Ventilator (Top Hung Ventilator)	1.50 x 0.90
RV7	Ventilator (Top Hung Ventilator)	2.00 x 0.90
RV8	Ventilator (Top Hung Ventilator)	2.40 x 0.90
RV9a	Ventilator (Top Hung Ventilator)	3.80 x 0.90
GRS6	Rolling shutter with Grill	3.80 x 3.00

COLOUR INDEX :	REFERENCE :
PROPOSED	
BOUNDARY	
ROAD	
DRIVEWAY	

N

DRAWING TITLE :

Floor Plans ,Section and elevation

APPLICANT :

लेफ्टिनेंट-कर्नल आलोक देवरानी
Lt. Col Alok Devrani
अधीक्षण अभियंता / Superintending Engineer
अखिल भारतीय आयुर्विज्ञान संस्थान, मदुरै
All India Institute of Medical Sciences, Madurai
स्वास्थ्य और परिवार कल्याण मंत्रालय, भारत सरकार
Ministry of Health and Family Welfare, Govt of India

All India Institute of Medical Sciences (AIIMS)
Madurai, Tamil Nadu
Under PMSSY Division, Ministry of Health & Family Welfare, Government of India.

ARCHITECT / REGISTERED ENGINEER :

D. MUKESH
Registered Architect,
Council of Architecture,
(CA/90/12779)
Registered Architect Grade-I, DTCP,
Registration No: 05/RA-I/2019
Salem - 636 004.

REGISTERED STRUCTURAL ENGINEER :

R. SIVAGAMI, M.E(Struct).,
Structural Engineer
Mukesh & Associates
Consultants & Engineers
Division - 2,
Narasothipatty, Salem-636004.
Reg. No: DTCP/SALEM/RSE-1/005/2020

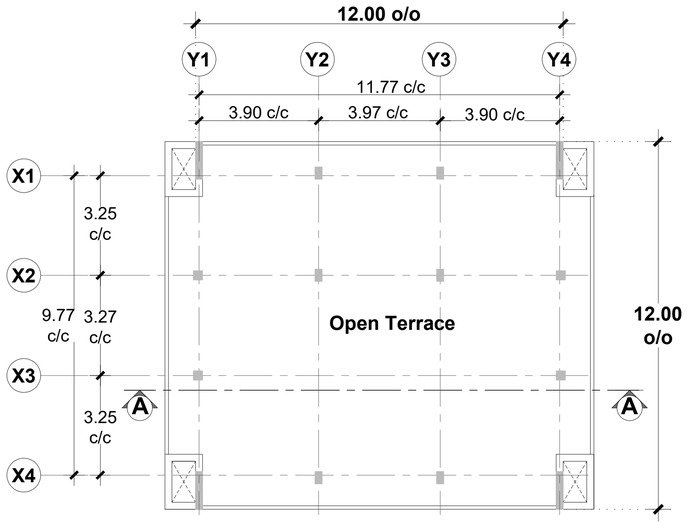

N

Terrace Floor Plan

Scale - 1:100



Elevation -1

Scale - 1:100

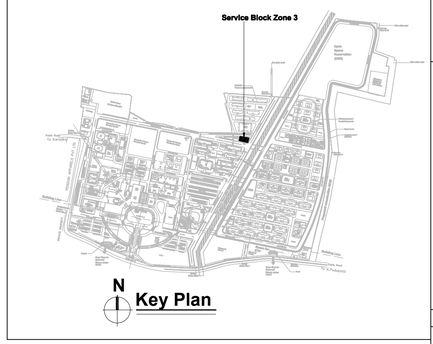

N

Key Plan

Sheet Number	:	**1**
Building Name	:	**Proposed Service Block - Zone 3 (Ground Floor only)**
Block Number	:	**10 of 42**
Title	:	**Floor plans Section and Elevation**

PLAN SHOWING THE PROPOSED SERVICE BLOCK - ZONE 3 BUILDING AT AIIMS MADURAI ., S.NO: 12/1, 12/2, 22/4, 23/2B, 23/3, 23/4B, 23/5, 23/6B,23/7B, 23/8, 23/9,24, 25/1, 25/2, 25/3, 26/2, 30, 31/1,32/1,33/1,34/1, 35, 36, 37/1, 38/1, 39, 40, 41, 42/1, 42/2, 43/1, 44/1,44/2, 45/1, 45/2, 46/1, 46/2, 47/1, 47/2, 47/3, 48/1, 48/2, 48/3,49/1, 49/2, 49/3, 50/1, 50/2, 50/3 53/1, K.PUDUPATTI VILLAGE, THIRUPPARANKUNDRAM TALUK, MADURAI DISTRICT, TAMIL NADU FOR SETTING UP OF ALL INDIA INSTITUTE OF MEDICAL SCIENCES (AIIMS), MADURAI. (SUPPORTED BY JICA) Loan No. - ID- P291 UNDER PMSSY DIVISION, MINISTRY OF HEALTH & FAMILY WELFARE GOVERNMENT OF INDIA.

NOTE : ALL DIMENSIONS AREA IN METRE

SPECIFICATION :

FOUNDATION	:	Minimum of RCC 1:11/2:3 M25 Concrete Column footing Laid Over sand filling and PCC 1:4:8.
RCC WORK	:	All Column, Beams, Roof Slab, Lintel,& Sunshade are in Minimum of RCC 1:11/2:3(M-25)
BRICKWORK	:	B.W in Basement & Superstructure are in CM 1:5.
JOINERY	:	Joineries are made with UPVC / Aluminium / Steel (or) first class teak wood.
WEATHERING COURSE	:	9" x 9" Pressed Tiles laid over the Brick Jelly with Lime mortor and sloped with water proofing compound.
PLASTERING	:	Ceiling plastering with CM 1:3Inside & Outside walls are plastering with CM 1:4.
PAINTING	:	White washing with two coats over the one coat of primer for Ceiling.Colour washing with two coats over one coat of primer for all Walls.

SCHEDULE OF JOINERIES

FRD1	Fire Rated Door	2.00 x 2.40
W3	Window	1.80 x 1.50
W4	Window	2.40 x 1.50
RV5	Window	1.50 x 0.90
RV6	Window	1.80 x 0.90
RV7	Window	2.00 x 0.90
RV8	Ventilator	2.40 x 0.90
RV9	Ventilator	3.00 x 0.90
GRS5	Rolling shutter with Grill	3.00 x 3.00

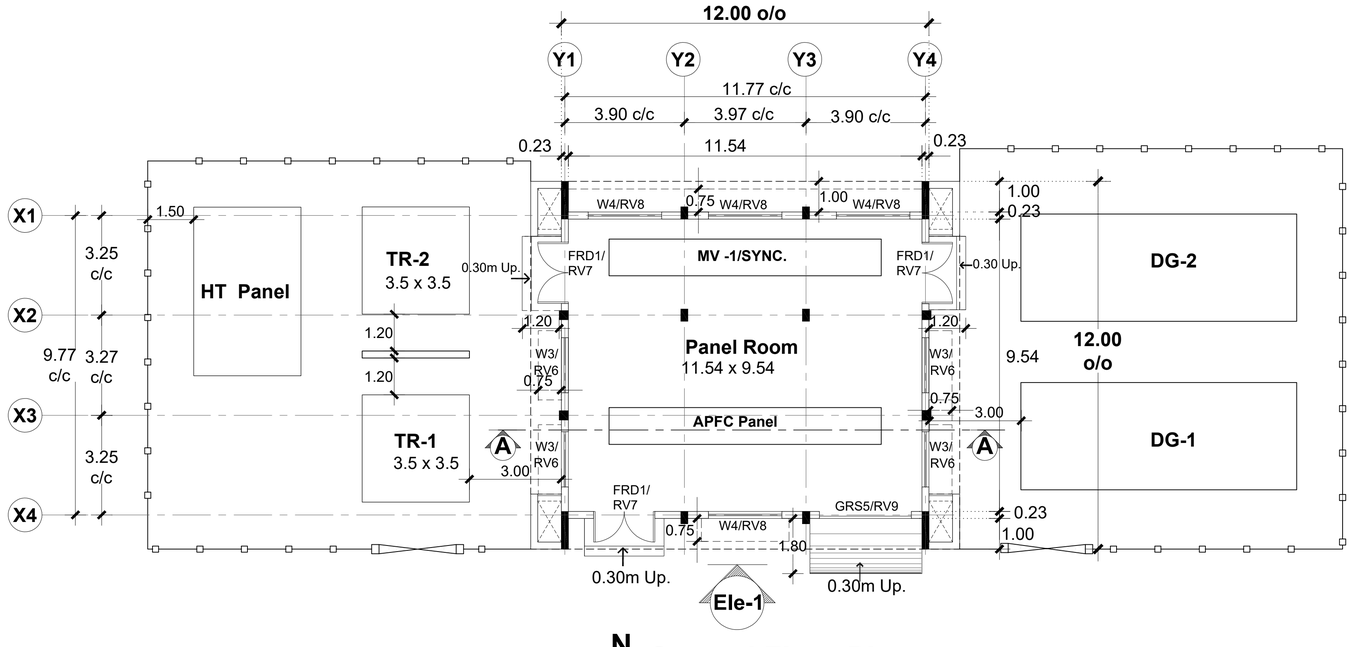

N

Ground Floor Plan

Scale - 1:100

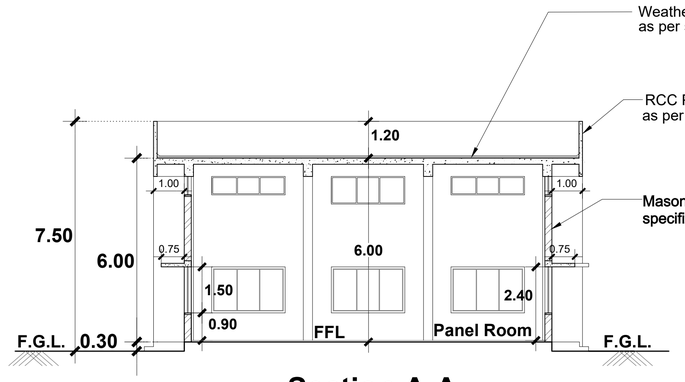

Section A-A

Scale - 1:100

COLOUR INDEX :	**REFERENCE :**
PROPOSED	N
BOUNDARY	
ROAD	
DRIVEWAY	

DRAWING TITLE :

Floor plans Section and Elevation

APPLICANT :

लेफ्टिनेंट कर्नल अलोक देवरानी
Lt. Col Alok Devrani
अधीक्षण अभियंता / Superintending Engineer
अखिल भारतीय आयुर्विज्ञान संस्थान, मदुरै
All India Institute of Medical Sciences, Madurai
स्वास्थ्य और परिवार कल्याण मंत्रालय, भारत सरकार
Ministry of Health and Family Welfare, Govt of India

All India Institute of Medical Sciences (AIIMS) Madurai, Tamil Nadu
Under PMSSY Division, Ministry of Health & Family Welfare, Government of India

ARCHITECT / REGISTERED ENGINEER :

D. MUKESH
Registered Architect,
Council of Architecture,
(CA/90/12779)
Registered Architect Grade-I, DTCP,
Registration No: 05/RA-I/2019
Salem - 636 004.

REGISTERED STRUCTURAL ENGINEER :

R. SIVAGAMI, M.E(Struct).,
Structural Engineer
Mukesh & Associates
Consultants & Engineers
Division - 2,
Narasothipatty, Salem-636004.
Reg. No: DTCP/SALEM/RSE-1/005/2020

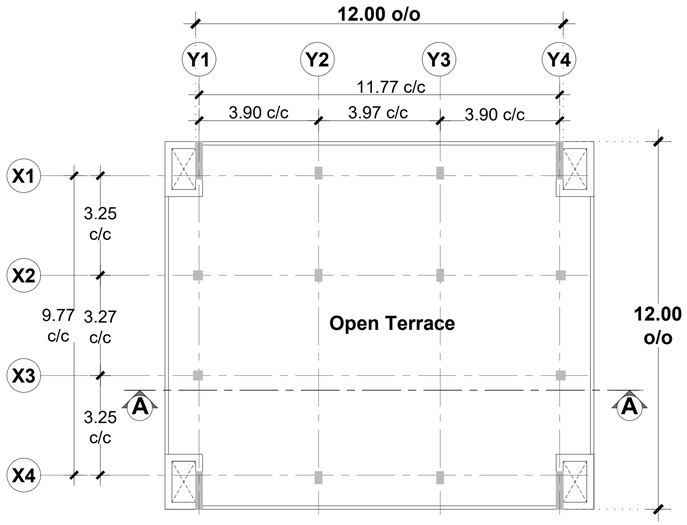

N

Terrace Floor Plan

Scale - 1:100



Elevation -1

Scale - 1:100

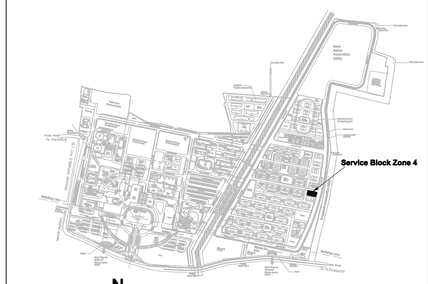

N

Key Plan

Sheet Number	:	1
Building Name	:	Proposed Service Block - Zone 4 (Ground Floor only)
Block Number	:	11 of 42
Title	:	Floor plans Section and Elevation

PLAN SHOWING THE PROPOSED SERVICE BLOCK - ZONE 4 BUILDING AT AIIMS MADURAI .,

S.NO: 12/1, 12/2, 22/4, 23/2B, 23/3, 23/4B, 23/5, 23/6B,23/7B, 23/8, 23/9,24, 25/1, 25/2, 25/3, 26/2, 30, 31/1,32/1,33/1,34/1, 35, 36, 37/1, 38/1, 39, 40, 41, 42/1, 42/2, 43/1, 44/1,44/2, 45/1, 45/2, 46/1, 46/2, 47/1, 47/2, 47/3, 48/1, 48/2, 48/3,49/1, 49/2, 49/3, 50/1, 50/2, 50/3 53/1, K.PUDUPATTI VILLAGE, THIRUPPARANKUNDRAM TALUK, MADURAI DISTRICT, TAMIL NADU FOR SETTING UP OF ALL INDIA INSTITUTE OF MEDICAL SCIENCES (AIIMS), MADURAI. (SUPPORTED BY JICA) Loan No. - ID- P291 UNDER PMSSY DIVISION, MINISTRY OF HEALTH & FAMILY WELFARE GOVERNMENT OF INDIA.

NOTE : ALL DIMENSIONS AREA IN METRE

SPECIFICATION :

FOUNDATION	:	Minimum of RCC 1:11/2:3 M25 Concrete Column footing Laid Over sand filling and PCC 1:4:8.
RCC WORK	:	All Column, Beams, Roof Slab, Lintel,& Sunshade are in Minimum of RCC 1:11/2:3(M-25)
BRICKWORK	:	B.W in Basement & Superstructure are in CM 1:5.
JOINERY	:	Joineries are made with UPVC / Aluminium / Steel (or) first class teak wood.
WEATHERING COURSE	:	9" x 9" Pressed Tiles laid over the Brick Jelly with Lime mortor and sloped with water proofing compound.
PLASTERING	:	Ceiling plastering with CM 1:3Inside & Outside walls are plastering with CM 1:4.
PAINTING	:	White washing with two coats over the one coat of primer for Ceiling.Colour washing with two coats over one coat of primer for all Walls.

SCHEDULE OF JOINERIES

FRD1	Fire Rated Door	2.00 x 2.40
W3	Window	1.80 x 1.50
W4	Window	2.40 x 1.50
RV5	Window	1.50 x 0.90
RV6	Window	1.80 x 0.90
RV7	Window	2.00 x 0.90
RV8	Ventilator	2.40 x 0.90
RV9	Ventilator	3.00 x 0.90
GRS5	Rolling shutter with Grill	3.00 x 3.00

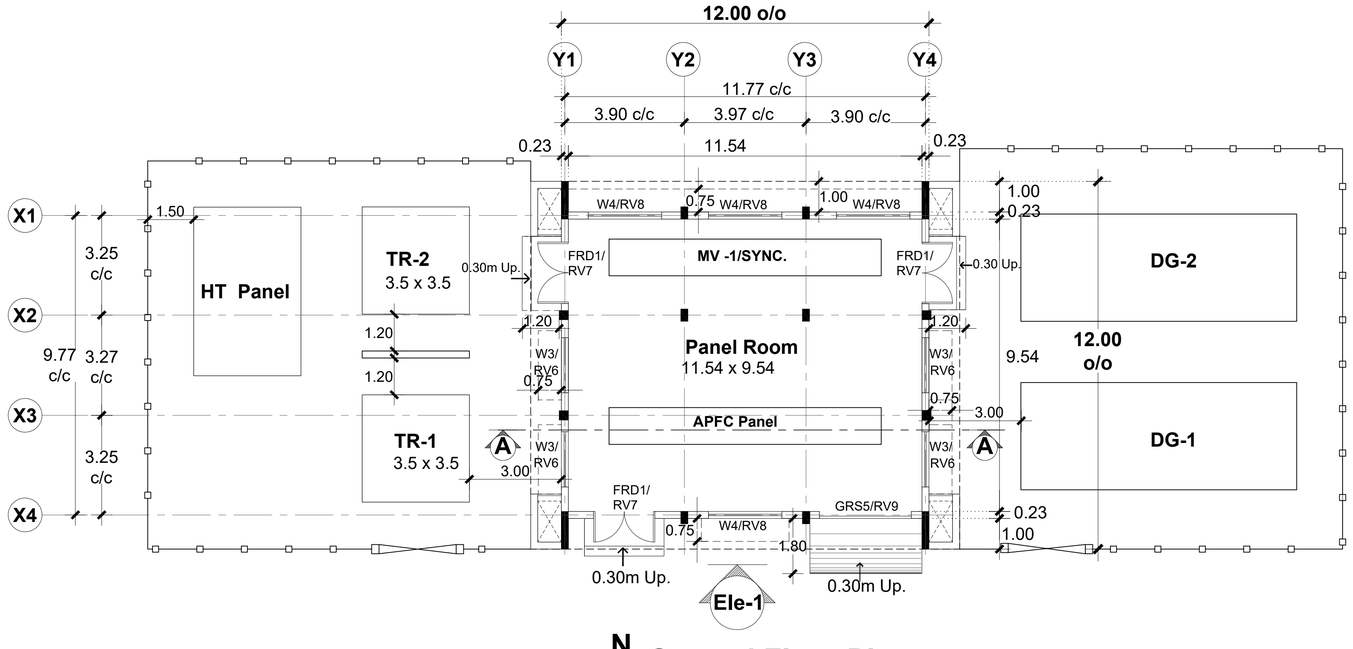

N

Ground Floor Plan

Scale - 1:100

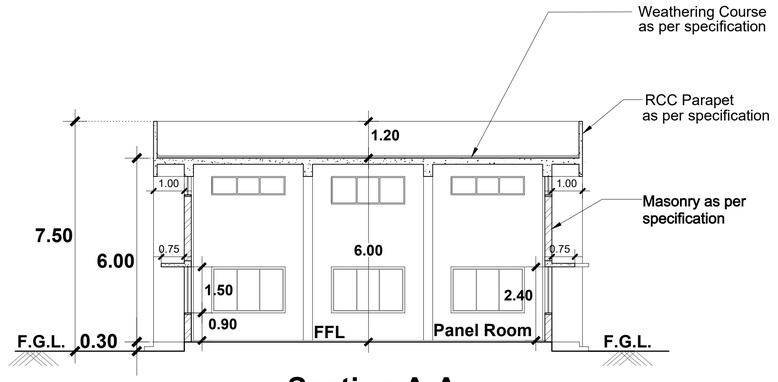

Section A-A

Scale - 1:100

COLOUR INDEX :	REFERENCE :
PROPOSED	N
BOUNDARY	
ROAD	
DRIVEWAY	

DRAWING TITLE :

Floor plans Section and Elevation

APPLICANT :

लेफ्टिनेंट कर्नल आलोक देवरानी
Lt. Col Alok Devrani
अधीक्षण अभियंता / Superintending Engineer
अखिल भारतीय आयुर्विज्ञान संस्थान, मदुरै
All India Institute of Medical Sciences, Madurai
स्वास्थ्य और परिवार कल्याण मंत्रालय, भारत सरकार
Ministry of Health and Family Welfare, Govt of India

All India Institute of Medical Sciences (AIIMS)
Madurai, Tamil Nadu
Under PMSSY Division, Ministry of Health & Family Welfare, Government of India

ARCHITECT / REGISTERED ENGINEER :

D. MUKESH
Registered Architect,
Council of Architecture,
(CA/90/12779)
Registered Architect Grade-I, DTCP,
Registration No: 05/RA-I/2019
Salem - 636 004.

REGISTERED STRUCTURAL ENGINEER :

P. SIVAGAMI, M.E(Struct).,
Structural Engineer
Mukesh & Associates
Consultants & Engineers
Division - 2,
Narasothipatty, Salem-636004.
Reg. No: DTCP/SALEM/RSE-1/005/2020

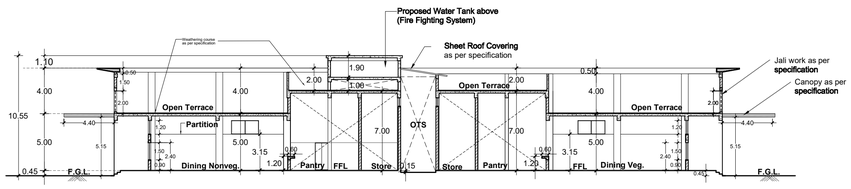

Section A-A
Scale : 1:100

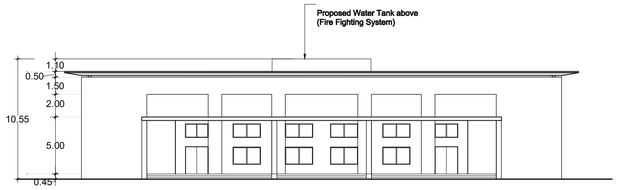

Front Elevation
Scale : 1:100



Ground Floor Plan
Scale : 1:100

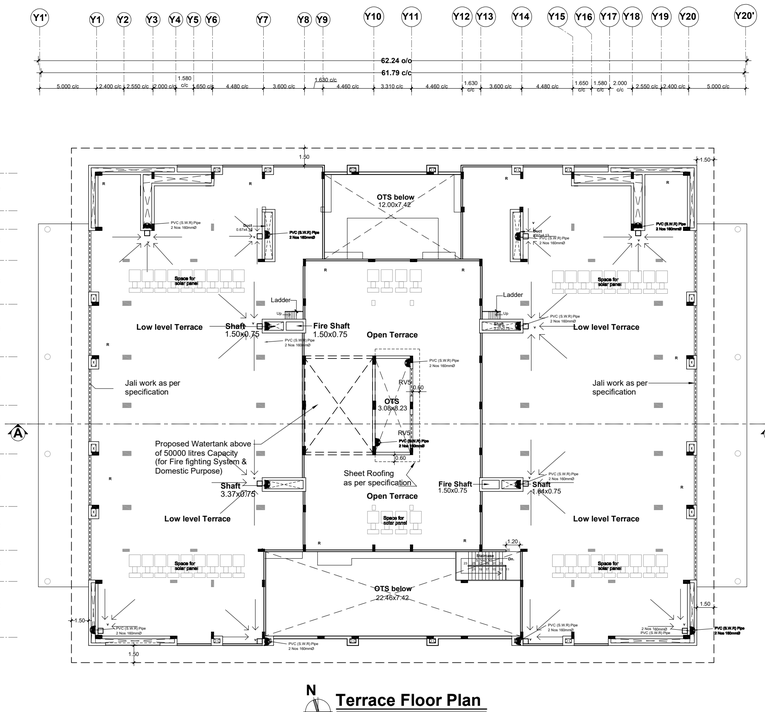

Terrace Floor Plan
Scale : 1:100

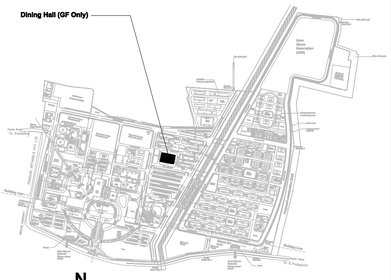

Key Plan

Sheet Number : 1
Building Name : Proposed Dining Hall (GF Only)
Block Number : 12 of 42
Title : Floor plan, Section and Elevation

PLAN SHOWING THE PROPOSED DINING HALL BUILDING AT AIIMS MADURAI .,

S.NO: 12/1, 12/2, 22/4, 23/2B, 23/3, 23/4B, 23/5, 23/6B,23/7B, 23/8, 23/9,24, 25/1, 25/2, 25/3, 26/2, 30, 31/1,32/1,33/1,34/1, 35, 36, 37/1, 38/1, 39, 40, 41, 42/1, 42/2, 43/1, 44/1,44/2, 45/1, 45/2, 46/1, 46/2, 47/1, 47/2, 47/3, 48/1, 48/2, 48/3,49/1, 49/2, 49/3, 50/1, 50/2, 50/3 53/1, K.PUDUPATTI VILLAGE, THIRUPPARANKUNDRAM TALUK, MADURAI DISTRICT, TAMIL NADU FOR SETTING UP OF ALL INDIA INSTITUTE OF MEDICAL SCIENCES (AIIMS), MADURAI. (SUPPORTED BY JICA) Loan No. - ID- P291 UNDER PMSSY DIVISION, MINISTRY OF HEALTH & FAMILY WELFARE GOVERNMENT OF INDIA.

NOTE : ALL DIMENSIONS AREA IN METRE

SPECIFICATION :

FOUNDATION	:	Minimum of RCC 1:11/2:3 M25 Concrete Column footing Laid Over sand filling and PCC 1:4:8.
RCC WORK	:	All Column, Beams, Roof Slab, Lintel,& Sunshade are in Minimum of RCC 1:11/2:3(M-25)
BRICKWORK	:	B.W in Basement & Superstructure are in CM 1:5.
JOINERY	:	Joineries are made with UPVC / Aluminium / Steel (or) first class teak wood.
WEATHERING COURSE	:	9" x 9" Pressed Tiles laid over the Brick Jelly with Lime mortor and sloped with water proofing compound.
PLASTERING	:	Ceiling plastering with CM 1:3Inside & Outside walls are plastering with CM 1:4.
PAINTING	:	White washing with two coats over the one coat of primer for Ceiling.Colour washing with two coats over one coat of primer for all Walls.

SCHEDULE OF JOINERIES

D	1.20 x 2.40	DOOR
D1	1.00 x 2.40	SINGLE DOOR
D1a	1.05 x 2.40	SINGLE DOOR
D2	0.90 x 2.40	SINGLE DOOR
D3	0.80 x 2.10	DOUBLE DOOR
D4	0.60 x 2.10	ENTRANCE DOOR
DD1	1.80 X 2.40	DOUBLE DOOR
DD2	1.50 X 2.40	DOUBLE DOOR
DD3	1.60 X 2.40	DOUBLE DOOR
FRD1	1.20 x 2.40	FIRE RATED SINGLE DOOR
W1	0.75 x 1.50	WINDOW
W4	1.80 x 1.50	WINDOW
W5	2.40 x 1.50	WINDOW
V2	0.90x 0.60	VENTILATOR
V5	2.40 x 0.60	VENTILATOR

COLOUR INDEX :
PROPOSED
BOUNDARY
ROAD
DRIVEWAY

REFERENCE :

DRAWING TITLE :

Floor plan, Section and Elevation

APPLICANT :

लेफ्टिनेंट कर्नल आलोक देवरानी
Lt. Col Alok Devrani
अधीक्षण अभियंता / Superintending Engineer
अखिल भारतीय आयुर्विज्ञान संस्थान, मदुरै
All India Institute of Medical Sciences, Madurai
स्वास्थ्य और परिवार कल्याण मंत्रालय, भारत सरकार
Ministry of Health and Family Welfare, Govt of India

All India Institute of Medical Sciences (AIIMS) Madurai, Tamil Nadu
Under PMSSY Division, Ministry of Health & Family Welfare, Government of India

ARCHITECT / REGISTERED ENGINEER :

D. MUKESH
Registered Architect,
Council of Architecture,
(CA/90/12779)
Registered Architect Grade-I, DTCP,
Registration No: 05/RA-I/2019
Salem - 636 004.

REGISTERED STRUCTURAL ENGINEER :

P. SIVAGAMI, M.E(Struct).,
Structural Engineer
Mukesh & Associates
Consultants & Engineers
Division - 2
Narasothipatty, Salem - 636 004.
Reg. No: DTCP/SALEM/RSE-1/005/2020

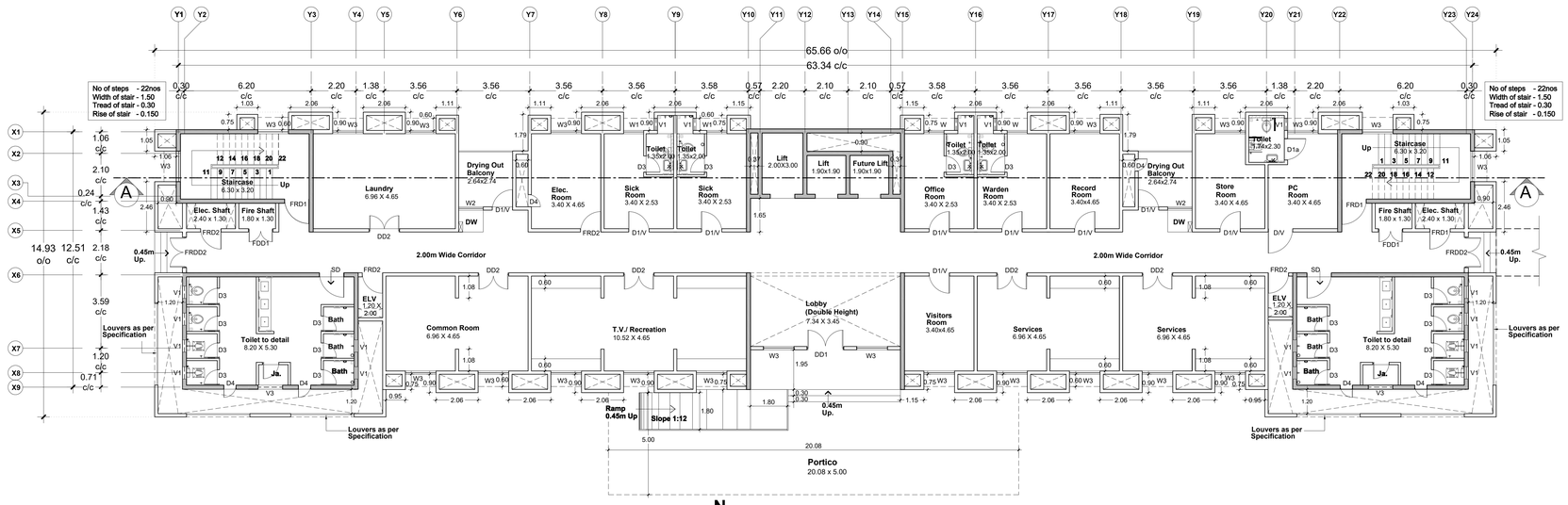

N

Ground Floor Plan

Scale 1:100

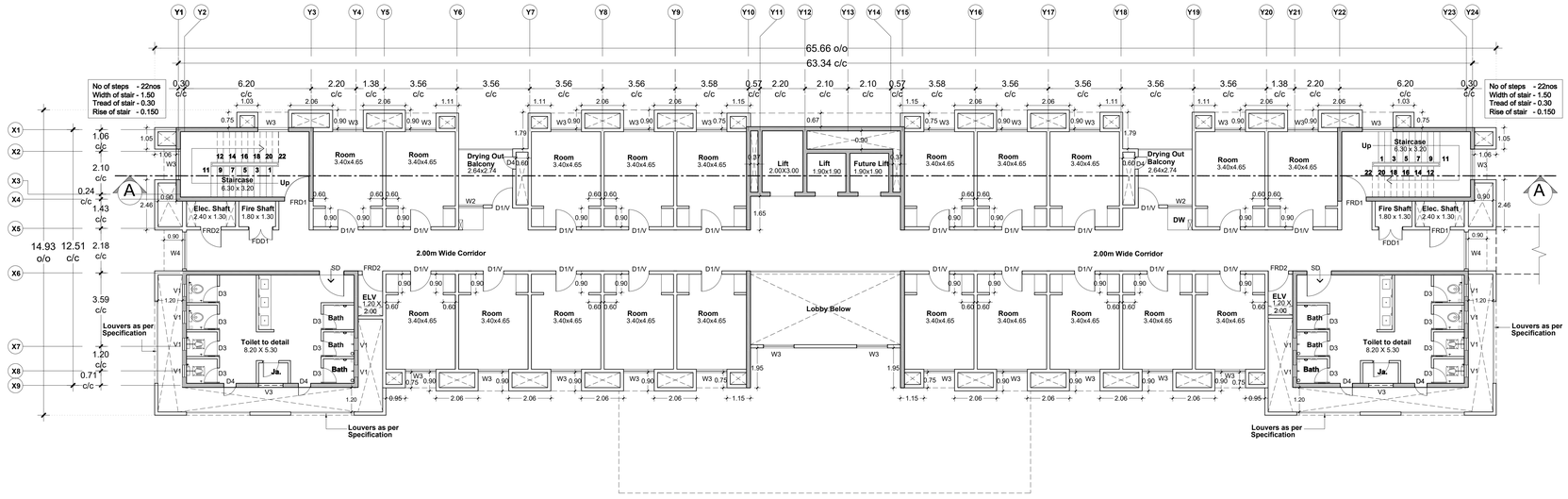

N

First Floor Plan

Scale 1:100

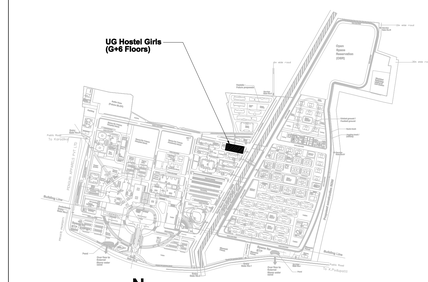

N

Key Plan

Sheet Number : **1 of 3**
Building Name : **Proposed UG Hostel Girls (G+6 Floors)**
Block Number : **13 of 42**
Title : **Ground & First Floor Plan**

PLAN SHOWING THE PROPOSED UG HOSTEL GIRLS (G+6 Floors) BUILDING AT AIIMS MADURAI ., S.NO: 12/1, 12/2, 22/4, 23/2B, 23/3, 23/4B, 23/5, 23/6B,23/7B, 23/8, 23/9,24, 25/1, 25/2, 25/3, 26/2, 30, 31/1,32/1,33/1,34/1, 35, 36, 37/1, 38/1, 39, 40, 41, 42/1, 42/2, 43/1, 44/1,44/2, 45/1, 45/2, 46/1, 46/2, 47/1, 47/2, 47/3, 48/1, 48/2, 48/3,49/1, 49/2, 49/3, 50/1, 50/2, 50/3 , 53/1, K.PUDUPATTI VILLAGE, THIRUPPARANKUNDRAM TALUK, MADURAI DISTRICT, TAMIL NADU FOR SETTING UP OF ALL INDIA INSTITUTE OF MEDICAL SCIENCES (AIIMS), MADURAI. (SUPPORTED BY JICA) Loan No. - ID- P291 UNDER PMSSY DIVISION, MINISTRY OF HEALTH & FAMILY WELFARE GOVERNMENT OF INDIA.

NOTE : ALL DIMENSIONS ARE IN METRE

SPECIFICATION :

FOUNDATION	: Minimum of RCC 1:11/2:3 M25 Concrete Column footing Laid Over sand filling and PCC 1:4:8.
RCC WORK	: All Column, Beams, Roof Slab, Lintel,& Sunshade are in Minimum of RCC 1:11/2:3(M-25)
BRICKWORK	: B.W in Basement & Superstructure are in CM 1:5.
JOINERY	: Joineries are made with UPVC / Aluminium / Steel (or) first class teak wood.
WEATHERING COURSE	: 9" x 9" Pressed Tiles laid over the Brick Jelly with Lime mortor and sloped with water proofing compound.
PLASTERING	: Ceiling plastering with CM 1:3Inside & Outside walls are plastering with CM 1:4.
PAINTING	: White washing with two coats over the one coat of primer for Ceiling.Colour washing with two coats over one coat of primer for all Walls.

SCHEDULE OF JOINERIES

D	1.20 x 2.40	Single Door
D/V	1.20 x 2.40	Single Door with Ventilator
D1/V	1.00 x 2.40	Single Door with Ventilator
D1	1.00 x 2.40	Single Door
D1a	1.05 x 2.40	Door
D3	0.80 x 2.10	Door
D4	0.60 x 1.80	Door
SD	1.80 x 2.40	Door
DD1	1.80 x 2.40	Double Door
DD2	1.50 x 2.40	Double Door
FRDD1	1.80 x 2.40	Fire Rated Double Door
FRDD2	1.50 x 2.40	Fire Rated Double Door
FRD1	1.20 x 2.40	Fire Rated Door
FRD2	1.00 x 2.40	Fire Rated Door
FDD1	1.20 x 2.40	Double Door
W2	1.20 x 1.50	Window
W3	1.50 x 1.50	Window
W4	1.80 x 1.50	Window
V1	0.60 x 0.60	Ventilator
V3	1.20 x 0.60	Ventilator
V4	1.80 x 0.60	Ventilator

COLOUR INDEX :

PROPOSED	
BOUNDARY	
ROAD	
DRIVEWAY	

REFERENCE :

N

DRAWING TITLE :

Ground & First Floor Plan

APPLICANT :

लेफ्टिनेंट कर्नल अलोक देवरानी
Lt. Col Alok Devrani
अधीक्षण अभियंता / Superintending Engineer
सीपीडब्ल्यूडी, अस्पताल संभाग, पुणे
CPWD, Hospital Division, Pune
स्वास्थ्य और परिवार कल्याण मंत्रालय, भारत सरकार
Ministry of Health and Family Welfare, Govt of India

All India Institute of Medical Sciences (AIIMS)
Madurai, Tamil Nadu
Under PMSSY Division, Ministry of Health & Family Welfare, Government of India

ARCHITECT / REGISTERED ENGINEER :

D. MUKESH
Registered Architect,
Council of Architecture,
(CA/90/12779)
Registered Architect Grade-I, DTCP,
Registration No: 05/RA-I/2019
Salem - 636 004.

REGISTERED STRUCTURAL ENGINEER :

P. SIVAGAMI, M.E(Struct).,
Structural Engineer
Mukesh & Associates
Consultants & Engineers
Division - 2,
Narasothipatty, Salem -636004
Reg. No: DTCP/SALEM/RSE-1/005/2020

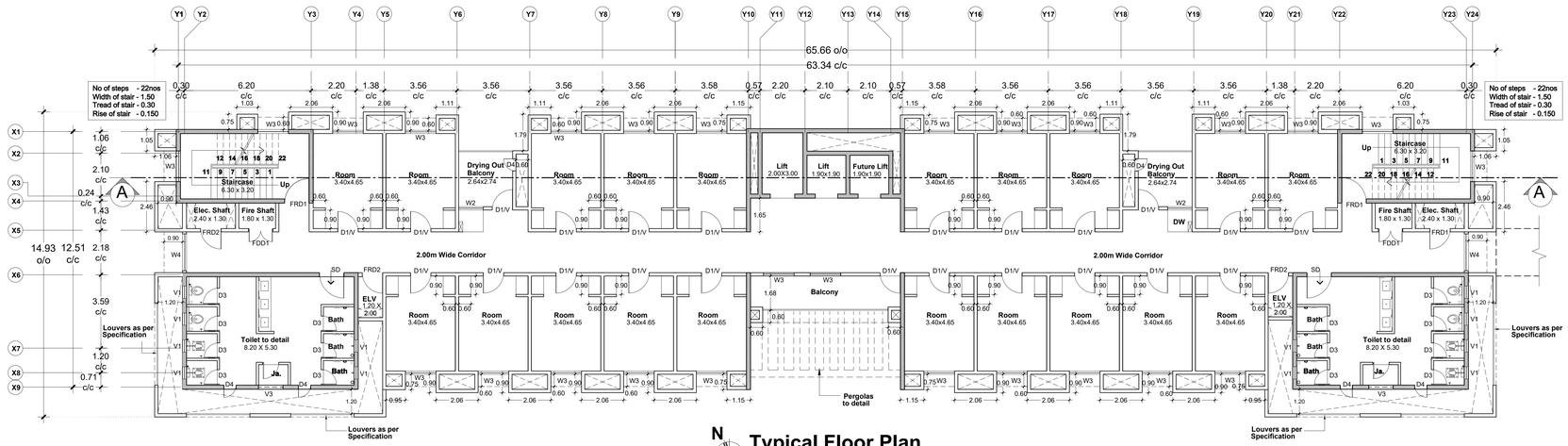

N

Typical Floor Plan (Second to Sixth)

Scale 1:100

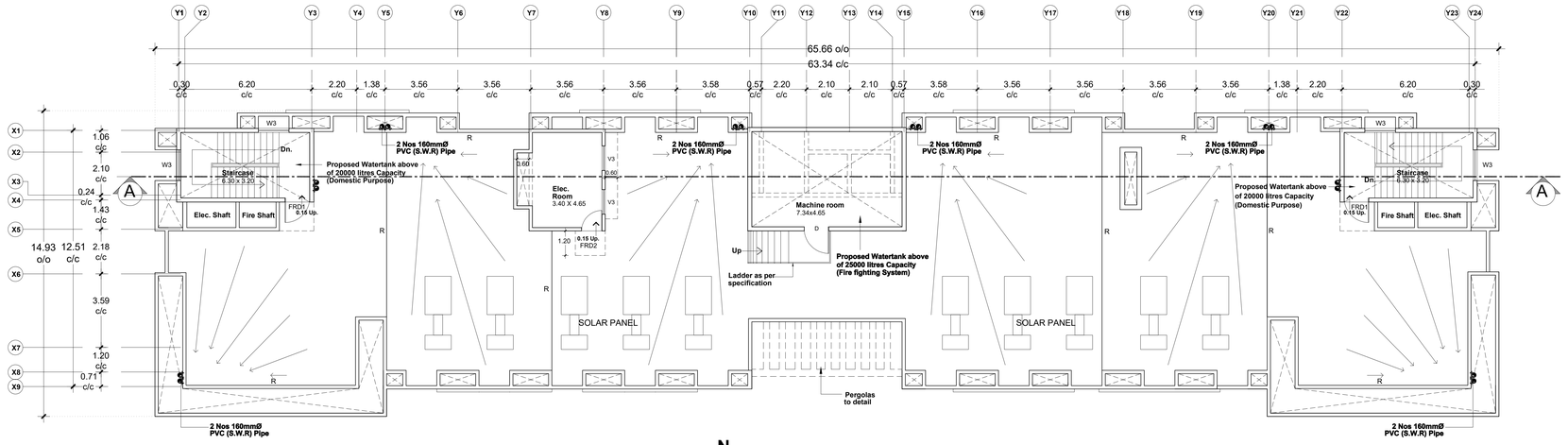

N

Terrace Floor Plan (Partly 7th floor - Electrical Room)

Scale 1:100

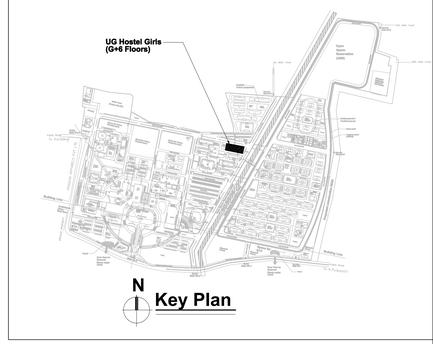

Sheet Number : 2 of 3
Building Name : Proposed UG Hostel Girls (G+6 Floors)
Block Number : 13 of 42
Title : Typical & Terrace Floor Plan (Second to Sixth Floor Plan)

PLAN SHOWING THE PROPOSED UG HOSTEL GIRLS (G+6 Floors) BUILDING AT AIIMS MADURAI ., S.NO: 12/1, 12/2, 22/4, 23/2B, 23/3, 23/4B, 23/5, 23/6B,23/7B, 23/8, 23/9,24, 25/1, 25/2, 25/3, 26/2, 30, 31/1,32/1,33/1,34/1, 35, 36, 37/1, 38/1, 39, 40, 41, 42/1, 42/2, 43/1, 44/1,44/2, 45/1, 45/2, 46/1, 46/2, 47/1, 47/2, 47/3, 48/1, 48/2, 48/3,49/1, 49/2, 49/3, 50/1, 50/2, 50/3 , 53/1, K.PUDUPATTI VILLAGE, THIRUPPARANKUNDRAM TALUK, MADURAI DISTRICT, TAMIL NADU FOR SETTING UP OF ALL INDIA INSTITUTE OF MEDICAL SCIENCES (AIIMS), MADURAI. (SUPPORTED BY JICA) Loan No. - ID- P291 UNDER PMSSY DIVISION, MINISTRY OF HEALTH & FAMILY WELFARE GOVERNMENT OF INDIA.

NOTE : ALL DIMENSIONS ARE IN METRE

SPECIFICATION :

FOUNDATION	:	Minimum of RCC 1:11/2:3 M25 Concrete Column footing Laid Over sand filling and PCC 1:4:8.
RCC WORK	:	All Column, Beams, Roof Slab, Lintel,& Sunshade are in Minimum of RCC 1:11/2:3(M-25)
BRICKWORK	:	B.W in Basement & Superstructure are in CM 1:5.
JOINERY	:	Joineries are made with UPVC / Aluminium / Steel (or) first class teak wood.
WEATHERING COURSE	:	9" x 9" Pressed Tiles laid over the Brick Jelly with Lime mortor and sloped with water proofing compound.
PLASTERING	:	Ceiling plastering with CM 1:3Inside & Outside walls are plastering with CM 1:4.
PAINTING	:	White washing with two coats over the one coat of primer for Ceiling.Colour washing with two coats over one coat of primer for all Walls.

SCHEDULE OF JOINERIES

D	1.20 x 2.40	Single Door
D/V	1.20 x 2.40	Single Door with Ventilator
D1/V	1.00 x 2.40	Single Door with Ventilator
D1	1.00 x 2.40	Single Door
D1a	1.05 x 2.40	Door
D3	0.80 x 2.10	Door
D4	0.60 x 1.80	Door
SD	1.80 x 2.40	Door
DD1	1.80 x 2.40	Double Door
DD2	1.50 x 2.40	Double Door
FRDD1	1.80 x 2.40	Fire Rated Double Door
FRDD2	1.50 x 2.40	Fire Rated Double Door
FRD1	1.20 x 2.40	Fire Rated Door
FRD2	1.00 x 2.40	Fire Rated Door
FDD1	1.20 x 2.40	Double Door
W2	1.20 x 1.50	Window
W3	1.50 x 1.50	Window
W4	1.80 x 1.50	Window
V1	0.60 x 0.60	Ventilator
V3	1.20 x 0.60	Ventilator
V4	1.80 x 0.60	Ventilator

COLOUR INDEX :

PROPOSED
BOUNDARY
ROAD
DRIVEWAY

REFERENCE :

N

DRAWING TITLE :

Typical Floor Plan (Second to Sixth Floor Plan)& Terrace Floor Plan (Partly 7th floor - Electrical Room)

APPLICANT :

लेफ्टिनेंट कर्नल अलोक देवरानी
Lt. Col Alok Devrani
अधीक्षण अभियंता / Superintending Engineer
अखिल भारतीय आयुर्विज्ञान संस्थान, मदुरै
All India Institute of Medical Sciences, Madurai
पनरुट्टि पो.टी.वेलार रोड, पनरुट्टि, तमिलनाडु
Ministry of Health and Family Welfare, Govt of India

All India Institute of Medical Sciences (AIIMS) Madurai, Tamil Nadu
Under PMSSY Division, Ministry of Health & Family Welfare, Government of India

ARCHITECT / REGISTERED ENGINEER :

D. MUKESH
Registered Architect,
Council of Architecture,
(CA/93/12779)
Registered Architect Grade-I, DTCP,
Registration No: 05/RA-I/2019
Salem - 636 004.

REGISTERED STRUCTURAL ENGINEER :

P. SIVAGAMI, M.E(Struct)., Structural Engineer
Mukesh & Associates
Consultants & Engineers
Division - 2,
Narasothipatty, Salem - 636004
Reg. No: DTCP/SALEM/RSE-I/005/2020

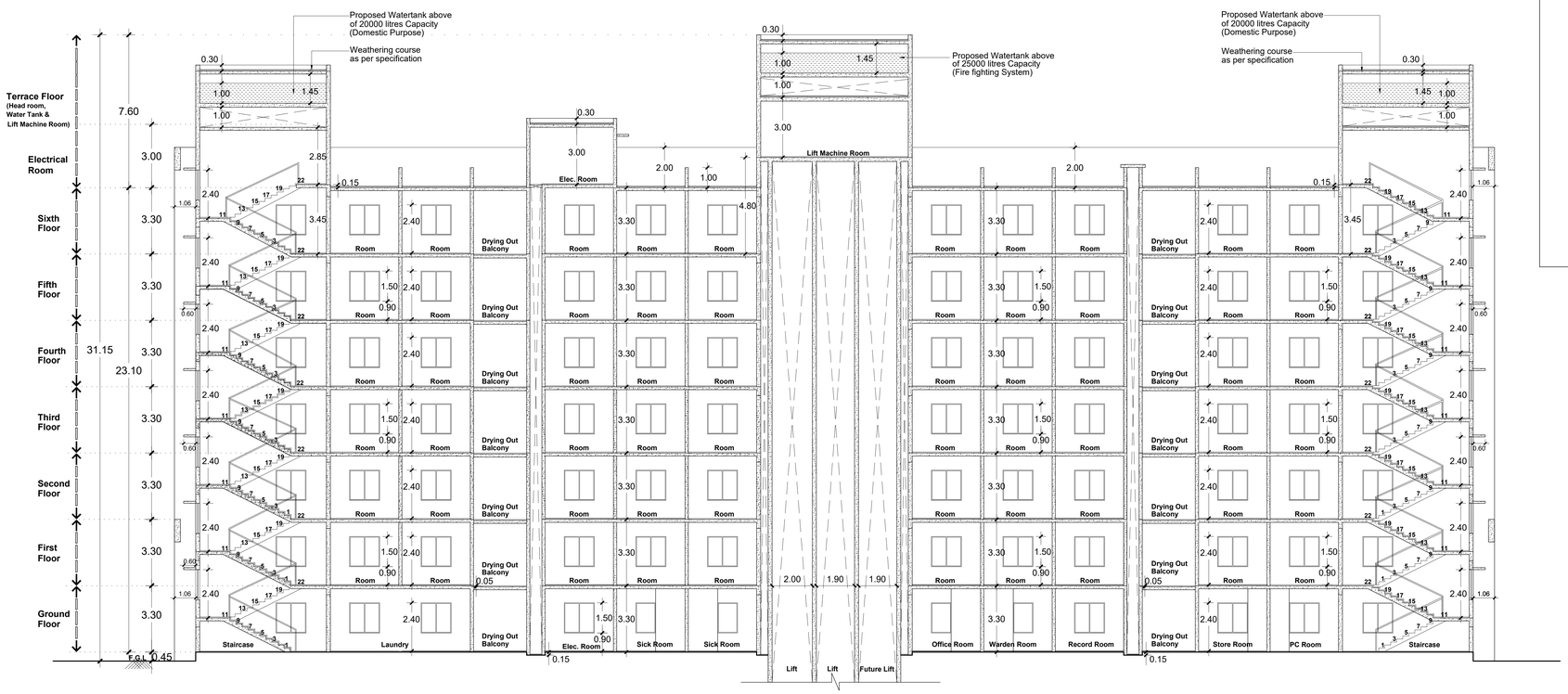

Section-'A-A'

Scale 1:100



Elevation

Scale 1:100

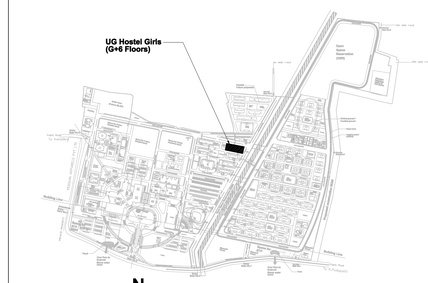

Key Plan

Sheet Number	: 3 of 3
Building Name	: Proposed UG Hostel Girls (G+6 Floors)
Block Number	: 13 of 42
Title	: Section-'A-A' & Elevation

PLAN SHOWING THE PROPOSED UG HOSTEL GIRLS (G+6 Floors) BUILDING AT AIIMS MADURAI ., S.NO: 12/1, 12/2, 22/4, 23/2B, 23/3, 23/4B, 23/5, 23/6B,23/7B, 23/8, 23/9,24, 25/1, 25/2, 25/3, 26/2, 30, 31/1,32/1,33/1,34/1, 35, 36, 37/1, 38/1, 39, 40, 41, 42/1, 42/2, 43/1, 44/1,44/2, 45/1, 45/2, 46/1, 46/2, 47/1, 47/2, 47/3, 48/1, 48/2, 48/3,49/1, 49/2, 49/3, 50/1, 50/2, 50/3 , 53/1, K.PUDUPATTI VILLAGE, THIRUPPARANKUNDRAM TALUK, MADURAI DISTRICT, TAMIL NADU FOR SETTING UP OF ALL INDIA INSTITUTE OF MEDICAL SCIENCES (AIIMS), MADURAI. (SUPPORTED BY JICA) Loan No. - ID- P291 UNDER PMSSY DIVISION, MINISTRY OF HEALTH & FAMILY WELFARE GOVERNMENT OF INDIA.

NOTE : ALL DIMENSIONS ARE IN METRE

SPECIFICATION :

FOUNDATION	:	Minimum of RCC 1:11/2:3 M25 Concrete Column footing Laid Over sand filling and PCC 1:4:8.
RCC WORK	:	All Column, Beams, Roof Slab, Lintel,& Sunshade are in Minimum of RCC 1:11/2:3(M-25)
BRICKWORK	:	B.W in Basement & Superstructure are in CM 1:5.
JOINERY	:	Joineries are made with UPVC / Aluminium / Steel (or) first class teak wood.
WEATHERING COURSE	:	9" x 9" Pressed Tiles laid over the Brick Jelly with Lime mortor and sloped with water proofing compound.
PLASTERING	:	Ceiling plastering with CM 1:3Inside & Outside walls are plastering with CM 1:4.
PAINTING	:	White washing with two coats over the one coat of primer for Ceiling.Colour washing with two coats over one coat of primer for all Walls.

SCHEDULE OF JOINERIES

D	1.20 x 2.40	Single Door
D/V	1.20 x 2.40	Single Door with Ventilator
D1/V	1.00 x 2.40	Single Door with Ventilator
D1	1.00 x 2.40	Single Door
D1a	1.05 x 2.40	Door
D3	0.80 x 2.10	Door
D4	0.60 x 1.80	Door
SD	1.80 x 2.40	Door
DD1	1.80 x 2.40	Double Door
DD2	1.50 x 2.40	Double Door
FRDD1	1.80 x 2.40	Fire Rated Double Door
FRDD2	1.50 x 2.40	Fire Rated Double Door
FRD1	1.20 x 2.40	Fire Rated Door
FRD2	1.00 x 2.40	Fire Rated Door
FDD1	1.20 x 2.40	Double Door
W2	1.20 x 1.50	Window
W3	1.50 x 1.50	Window
W4	1.80 x 1.50	Window
V1	0.60 x 0.60	Ventilator
V3	1.20 x 0.60	Ventilator
V4	1.80 x 0.60	Ventilator

COLOUR INDEX :

PROPOSED
BOUNDARY
ROAD
DRIVEWAY

REFERENCE :

N

DRAWING TITLE :

Section-'A-A' & Elevation

APPLICANT :

लेफ्टिनेंट-कर्नल आलोक देवरानी
Lt. Col Alok Devrani
अधीक्षण अभियंता / Superintending Engineer
अखिल भारतीय आयुर्विज्ञान संस्थान, मदुरै
All India Institute of Medical Sciences, Madurai
स्वास्थ्य और परिवार कल्याण मंत्रालय, भारत सरकार
Ministry of Health and Family Welfare, Govt of India

All India Institute of Medical Sciences (AIIMS)
Madurai, Tamil Nadu
Under PMSSY Division, Ministry of Health & Family Welfare, Government of India

ARCHITECT / REGISTERED ENGINEER :

D. MUKESH
Registered Architect,
Council of Architecture,
(CA/90/12779)
Registered Architect Grade-I, DTCP,
Registration No: DS/RA-I/2019
Salem - 636 004.

REGISTERED STRUCTURAL ENGINEER :

P. SIVAGAMI, M.E(Struct)., Structural Engineer
Mukesh & Associates
Consultants & Engineers
Salem-4.
Narasothipatti, Salem -636 004.
Reg. No: DTCP/SALEM/RSE-1/005/2020

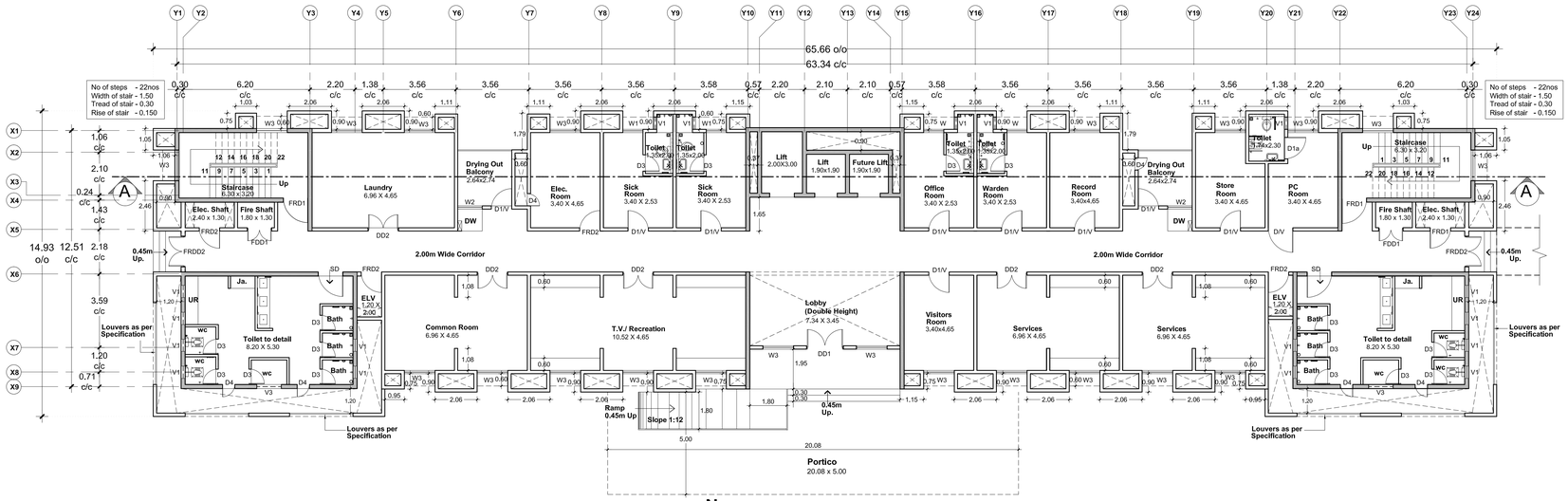

N

Ground Floor Plan

Scale 1:100

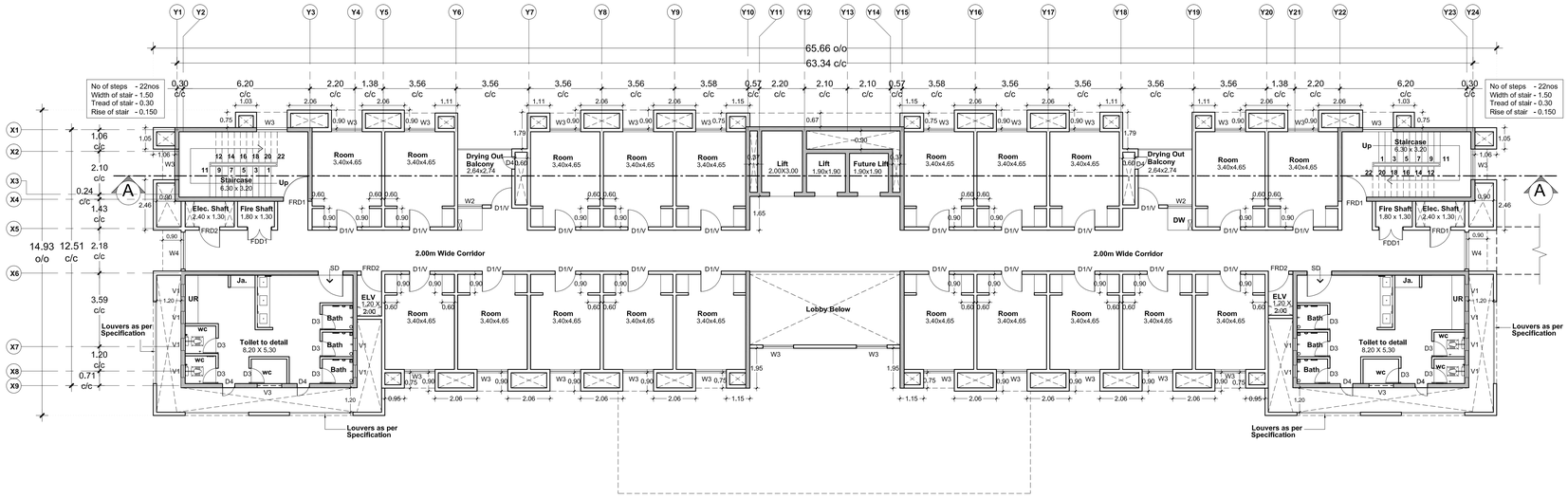

N

First Floor Plan

Scale 1:100

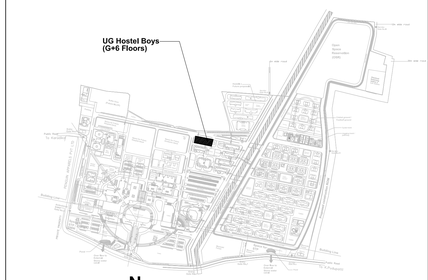

N

Key Plan

Sheet Number : **1 of 3**
Building Name : **Proposed UG Hostel Boys (G+6 Floors)**
Block Number : **14 of 42**
Title : **Ground & First Floor Plan**

PLAN SHOWING THE PROPOSED UG HOSTEL BOYS (G+6 Floors) BUILDING AT AIIMS MADURAI .,

S.NO: 12/1, 12/2, 22/4, 23/2B, 23/3, 23/4B, 23/5, 23/6B,23/7B, 23/8, 23/9,24, 25/1, 25/2, 25/3, 26/2, 30, 31/1,32/1,33/1,34/1, 35, 36, 37/1, 38/1, 39, 40, 41, 42/1, 42/2, 43/1, 44/1,44/2, 45/1, 45/2, 46/1, 46/2, 47/1, 47/2, 47/3, 48/1, 48/2, 48/3,49/1, 49/2, 49/3, 50/1, 50/2, 50/3 , 53/1, K.PUDUPATTI VILLAGE, THIRUPPARANKUNDRAM TALUK, MADURAI DISTRICT, TAMIL NADU FOR SETTING UP OF ALL INDIA INSTITUTE OF MEDICAL SCIENCES (AIIMS), MADURAI. (SUPPORTED BY JICA) Loan No. - ID- P291 UNDER PMSSY DIVISION, MINISTRY OF HEALTH & FAMILY WELFARE GOVERNMENT OF INDIA.

NOTE : ALL DIMENSIONS ARE IN METRE

SPECIFICATION :

FOUNDATION	:	Minimum of RCC 1:11/2:3 M25 Concrete Column footing Laid Over sand filling and PCC 1:4:8.
RCC WORK	:	All Column, Beams, Roof Slab, Lintel,& Sunshade are In Minimum of RCC 1:11/2:3(M-25)
BRICKWORK	:	B.W in Basement & Superstructure are in CM 1:5.
JOINERY	:	Joineries are made with UPVC / Aluminium / Steel (or) first class teak wood.
WEATHERING COURSE	:	9" x 9" Pressed Tiles laid over the Brick Jelly with Lime mortor and sloped with water proofing compound.
PLASTERING	:	Ceiling plastering with CM 1:3Inside & Outside walls are plastering with CM 1:4.
PAINTING	:	White washing with two coats over the one coat of primer for Ceiling.Colour washing with two coats over one coat of primer for all Walls.

SCHEDULE OF JOINERIES

D	1.20 x 2.40	Single Door
D/V	1.20 x 2.40	Single Door with Ventilator
D1/V	1.00 x 2.40	Single Door with Ventilator
D1	1.00 x 2.40	Single Door
D1a	1.05 x 2.40	Door
D3	0.80 x 2.10	Door
D4	0.60 x 1.80	Door
SD	1.80 x 2.40	Door
DD1	1.80 x 2.40	Double Door
DD2	1.50 x 2.40	Double Door
FRDD1	1.80 x 2.40	Fire Rated Double Door
FRDD2	1.50 x 2.40	Fire Rated Double Door
FRD1	1.20 x 2.40	Fire Rated Door
FRD2	1.00 x 2.40	Fire Rated Door
FDD1	1.20 x 2.40	Double Door
W2	1.20 x 1.50	Window
W3	1.50 x 1.50	Window
W4	1.80 x 1.50	Window
V1	0.60 x 0.60	Ventilator
V3	1.20 x 0.60	Ventilator
V4	1.80 x 0.60	Ventilator

COLOUR INDEX :

PROPOSED
BOUNDARY
ROAD
DRIVEWAY

REFERENCE :

N

DRAWING TITLE :

Ground & First Floor Plan

APPLICANT :

Lt. Col Alok Dwivedi
अधीक्षण अभियंता / Superintending Engineer
अखिल भारतीय आयुर्विज्ञान संस्थान, मदुरै
All India Institute of Medical Sciences, Madurai
Nanmai Alli, P.O, Thoppur, Madurai - 625 008
Ministry of Health and Family Welfare, Govt of India

All India Institute of Medical Sciences (AIIMS) Madurai, Tamil Nadu
Under PMSSY Division, Ministry of Health & Family Welfare, Government of India

ARCHITECT / REGISTERED ENGINEER :

D. MUKESH
Registered Architect,
Council of Architecture,
(CA/90/12779)
Registered Architect Grade-I, DTCP,
Registration No: DS/RA-I/2019
Salem - 636 004.

REGISTERED STRUCTURAL ENGINEER :

P. SIVAGAMI, M.E(Struct).,
Structural Engineer
Mukesh & Associates
Consultants & Engineers
Division - 2,
Narasothipatty, Salem -636 004.
Reg. No: DTCP/SALEM/RSE-I/005/2020

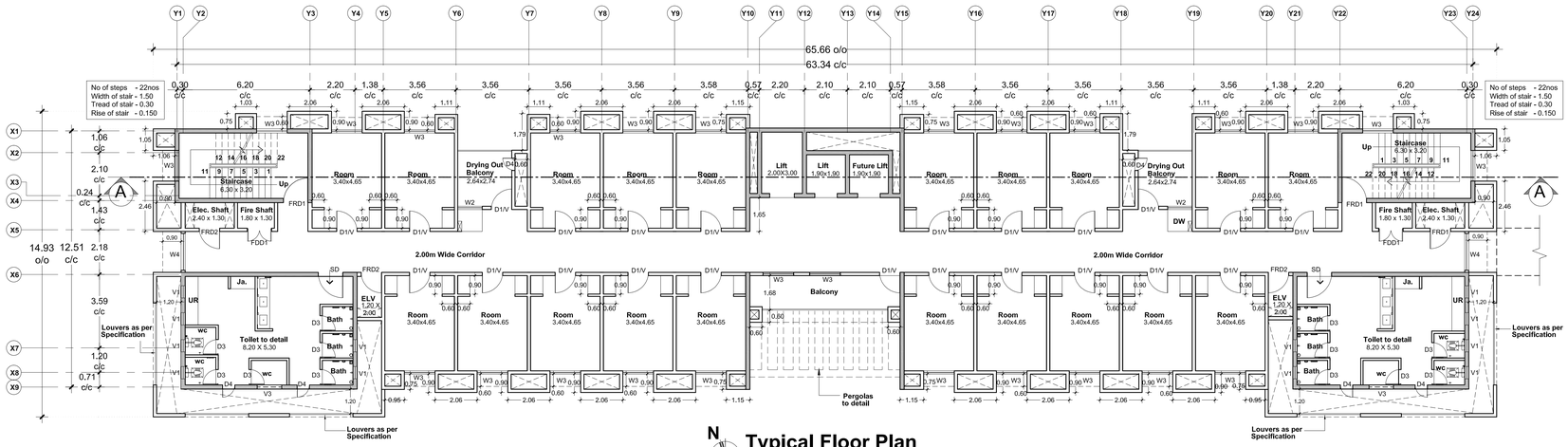

N

Typical Floor Plan (Second to Sixth)

Scale 1:100

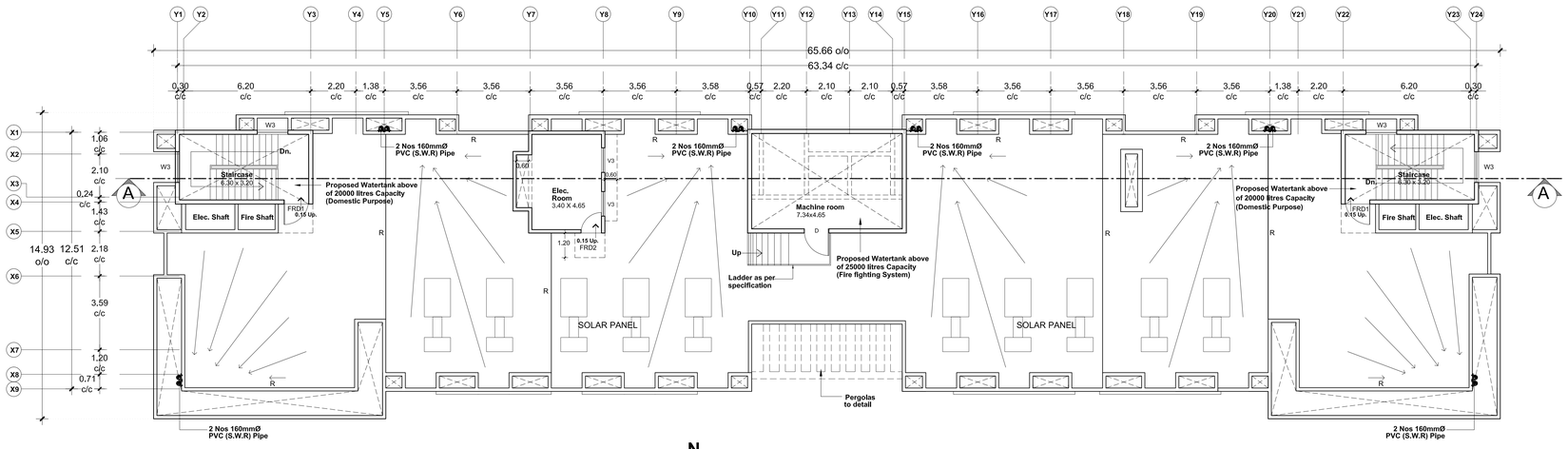

N

Terrace Floor Plan (Partly 7th floor - Electrical Room)

Scale 1:100

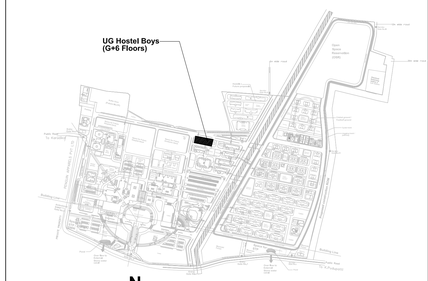

N

Key Plan

Sheet Number	**: 2 of 3**
Building Name	**: Proposed UG Hostel Boys (G+6 Floors)**
Block Number	**: 14 of 42**
Title	**: Typical & Terrace Floor Plan (Second to Sixth Floor Plan)**

PLAN SHOWING THE PROPOSED UG HOSTEL BOYS (GF+6 Floors) BUILDING AT AIIMS MADURAI ., S.NO: 12/1, 12/2, 22/4, 23/2B, 23/3, 23/4B, 23/5, 23/6B,23/7B, 23/8, 23/9,24, 25/1, 25/2, 25/3, 26/2, 30, 31/1,32/1,33/1,34/1, 35, 36, 37/1, 38/1, 39, 40, 41, 42/1, 42/2, 43/1, 44/1,44/2, 45/1, 45/2, 46/1, 46/2, 47/1, 47/2, 47/3, 48/1, 48/2, 48/3,49/1, 49/2, 49/3, 50/1, 50/2, 50/3 , 53/1, K.PUDUPATTI VILLAGE, THIRUPPARANKUNDRAM TALUK, MADURAI DISTRICT, TAMIL NADU FOR SETTING UP OF ALL INDIA INSTITUTE OF MEDICAL SCIENCES (AIIMS), MADURAI. (SUPPORTED BY JICA) Loan No. - ID- P291 UNDER PMSSY DIVISION, MINISTRY OF HEALTH & FAMILY WELFARE GOVERNMENT OF INDIA.

NOTE : ALL DIMENSIONS ARE IN METRE

SPECIFICATION :

FOUNDATION	:	Minimum of RCC 1:11/2:3 M25 Concrete Column footing Laid Over sand filling and PCC 1:4:8.
RCC WORK	:	All Column, Beams, Roof Slab, Lintel,& Sunshade are in Minimum of RCC 1:11/2:3(M-25)
BRICKWORK	:	B.W in Basement & Superstructure are in CM 1:5.
JOINERY	:	Joineries are made with UPVC / Aluminium / Steel (or) first class teak wood.
WEATHERING COURSE	:	9" x 9" Pressed Tiles laid over the Brick Jelly with Lime mortor and sloped with water proofing compound.
PLASTERING	:	Ceiling plastering with CM 1:3Inside & Outside walls are plastering with CM 1:4.
PAINTING	:	White washing with two coats over the one coat of primer for Ceiling.Colour washing with two coats over one coat of primer for all Walls.

SCHEDULE OF JOINERIES

D	1.20 x 2.40	Single Door
D/V	1.20 x 2.40	Single Door with Ventilator
D1/V	1.00 x 2.40	Single Door with Ventilator
D1	1.00 x 2.40	Single Door
D1a	1.05 x 2.40	Door
D3	0.80 x 2.10	Door
D4	0.60 x 1.80	Door
SD	1.80 x 2.40	Door
DD1	1.80 x 2.40	Double Door
DD2	1.50 x 2.40	Double Door
FRDD1	1.80 x 2.40	Fire Rated Double Door
FRDD2	1.50 x 2.40	Fire Rated Double Door
FRD1	1.20 x 2.40	Fire Rated Door
FRD2	1.00 x 2.40	Fire Rated Door
FDD1	1.20 x 2.40	Double Door
W2	1.20 x 1.50	Window
W3	1.50 x 1.50	Window
W4	1.80 x 1.50	Window
V1	0.60 x 0.60	Ventilator
V3	1.20 x 0.60	Ventilator
V4	1.80 x 0.60	Ventilator

COLOUR INDEX :

PROPOSED
BOUNDARY
ROAD
DRIVEWAY

REFERENCE :

N

DRAWING TITLE :

Typical Floor Plan (Second to Sixth Floor Plan)& Terrace Floor Plan (Partly 7th floor - Electrical Room)

APPLICANT :

Lt. Col Alok Dwivedi
अधीक्षण अभियंता / Superintending Engineer
अखिल भारतीय आयुर्विज्ञान संस्थान, मदुरै
All India Institute of Medical Sciences, Madurai
Under PMSSY Division, Ministry of Health & Family Welfare,
Ministry of Health and Family Welfare, Govt of India

All India Institute of Medical Sciences (AIIMS) Madurai, Tamil Nadu
Under PMSSY Division, Ministry of Health & Family Welfare, Government of India

ARCHITECT / REGISTERED ENGINEER :

D. MUKESH
Registered Architect,
Council of Architecture,
(CA/90/12779)
Registered Architect Grade-I, DTCP,
Registration No: DS/RA-I/2019
Salem - 636 004.

REGISTERED STRUCTURAL ENGINEER :

P. SIVAGAMI, M.E(Struct)., Structural Engineer
Mukesh & Associates
Consultants & Engineers
Division - 2,
Narasothipatty, Salem -636 004.
Reg. No: DTCP/SALEM/RSE-1/005/2020

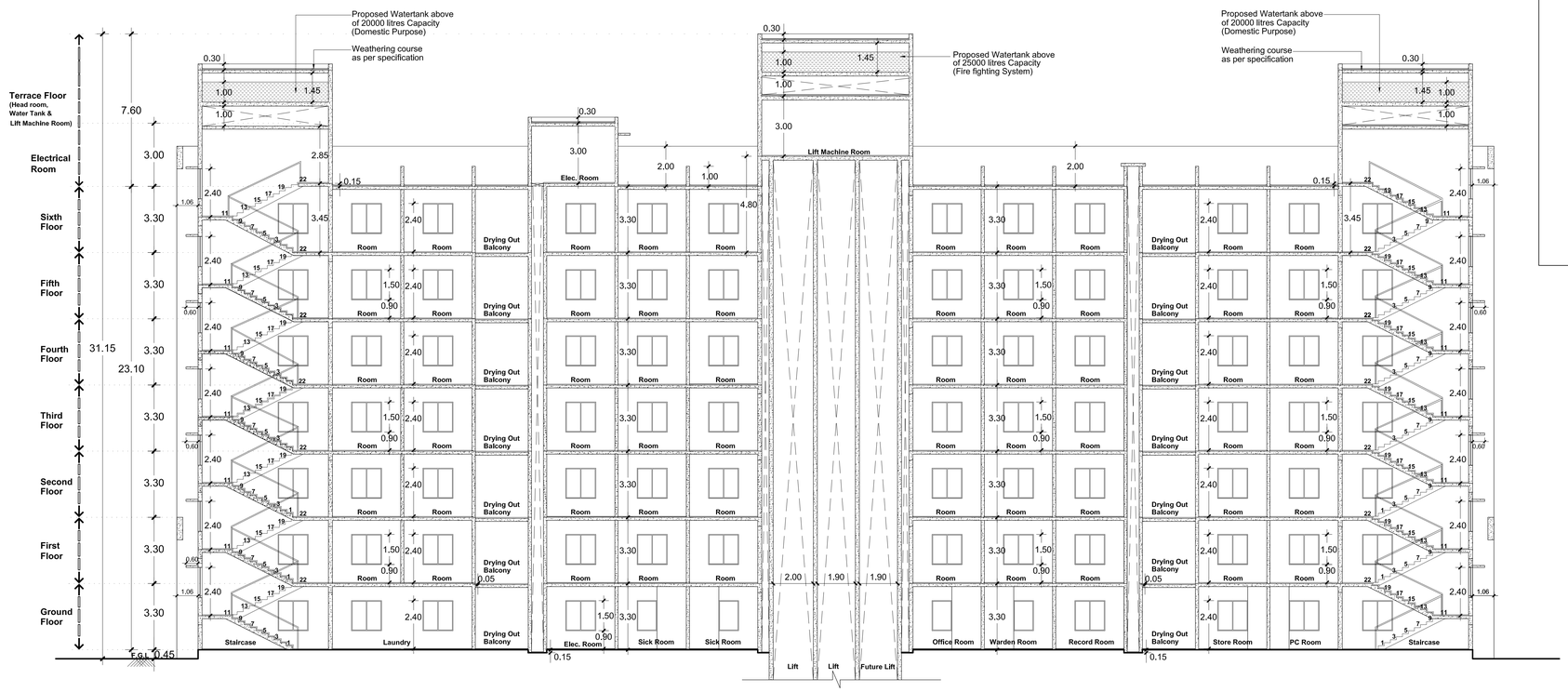

Section-'A-A'

Scale 1:100



Elevation

Scale 1:100

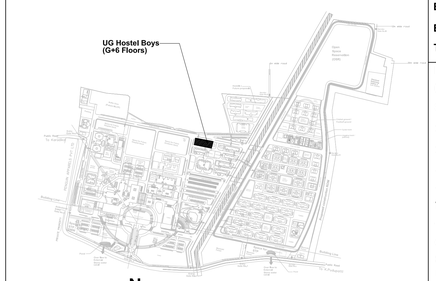

N

Key Plan

Sheet Number	**: 3 of 3**
Building Name	**: Proposed UG Hostel Boys (G+6 Floors)**
Block Number	**: 14 of 42**
Title	**: Section-'A-A' & Elevation**

PLAN SHOWING THE PROPOSED UG HOSTEL BOYS (GF+6 Floors) BUILDING AT AIIMS MADURAI ., S.NO: 12/1, 12/2, 22/4, 23/2B, 23/3, 23/4B, 23/5, 23/6B,23/7B, 23/8, 23/9,24, 25/1, 25/2, 25/3, 26/2, 30, 31/1,32/1,33/1,34/1, 35, 36, 37/1, 38/1, 39, 40, 41, 42/1, 42/2, 43/1, 44/1,44/2, 45/1, 45/2, 46/1, 46/2, 47/1, 47/2, 47/3, 48/1, 48/2, 48/3,49/1, 49/2, 49/3, 50/1, 50/2, 50/3 , 53/1, K.PUDUPATTI VILLAGE, THIRUPPARANKUNDRAM TALUK, MADURAI DISTRICT, TAMIL NADU FOR SETTING UP OF ALL INDIA INSTITUTE OF MEDICAL SCIENCES (AIIMS), MADURAI. (SUPPORTED BY JICA) Loan No. - ID- P291 UNDER PMSSY DIVISION, MINISTRY OF HEALTH & FAMILY WELFARE GOVERNMENT OF INDIA.

NOTE : ALL DIMENSIONS ARE IN METRE

SPECIFICATION :

FOUNDATION	:	Minimum of RCC 1:11/2:3 M25 Concrete Column footing Laid Over sand filling and PCC 1:4:8.
RCC WORK	:	All Column, Beams, Roof Slab, Lintel,& Sunshade are in Minimum of RCC 1:11/2:3(M-25)
BRICKWORK	:	B.W in Basement & Superstructure are in CM 1:5.
JOINERY	:	Joineries are made with UPVC / Aluminium / Steel (or) first class teak wood.
WEATHERING COURSE	:	9" x 9" Pressed Tiles laid over the Brick Jelly with Lime mortor and sloped with water proofing compound.
PLASTERING	:	Ceiling plastering with CM 1:3Inside & Outside walls are plastering with CM 1:4.
PAINTING	:	White washing with two coats over the one coat of primer for Ceiling.Colour washing with two coats over one coat of primer for all Walls.

SCHEDULE OF JOINERIES

D	1.20 x 2.40	Single Door
D/V	1.20 x 2.40	Single Door with Ventilator
D1/V	1.00 x 2.40	Single Door with Ventilator
D1	1.00 x 2.40	Single Door
D1a	1.05 x 2.40	Door
D3	0.80 x 2.10	Door
D4	0.60 x 1.80	Door
SD	1.80 x 2.40	Door
DD1	1.80 x 2.40	Double Door
DD2	1.50 x 2.40	Double Door
FRDD1	1.80 x 2.40	Fire Rated Double Door
FRDD2	1.50 x 2.40	Fire Rated Double Door
FRD1	1.20 x 2.40	Fire Rated Door
FRD2	1.00 x 2.40	Fire Rated Door
FDD1	1.20 x 2.40	Double Door
W2	1.20 x 1.50	Window
W3	1.50 x 1.50	Window
W4	1.80 x 1.50	Window
V1	0.60 x 0.60	Ventilator
V3	1.20 x 0.60	Ventilator
V4	1.80 x 0.60	Ventilator

COLOUR INDEX :

PROPOSED
BOUNDARY
ROAD
DRIVEWAY

REFERENCE :

N

DRAWING TITLE :

Section-'A-A' & Elevation

APPLICANT :

लेफ्टिनेंट कर्नल अलोक देवरानी
Lt. Col Alok Devrani
अधीक्षण अभियंता / Superintending Engineer
अखिल भारतीय आयुर्विज्ञान संस्थान, मदुरै
All India Institute of Medical Sciences, Madurai
स्वास्थ्य और परिवार कल्याण मंत्रालय, भारत सरकार
Ministry of Health and Family Welfare, Govt of India

All India Institute of Medical Sciences (AIIMS)
Madurai, Tamil Nadu
Under PMSSY Division, Ministry of Health & Family Welfare, Government of India

ARCHITECT / REGISTERED ENGINEER :

D. MUKESH
Registered Architect,
Council of Architecture,
(CA/90/12779)
Registered Architect Grade-I, DTCP,
Registration No: 05/RA-I/2019
Salem - 636 004,

REGISTERED STRUCTURAL ENGINEER :

P. SIVAGAMI, M.E(Struct).,
Structural Engineer
Mukesh & Associates
Consultants & Engineers
Division - 2
Narasothipatty, Salem-636 004.
Reg. No: DTCP/SALEM/RSE-1/005/2020

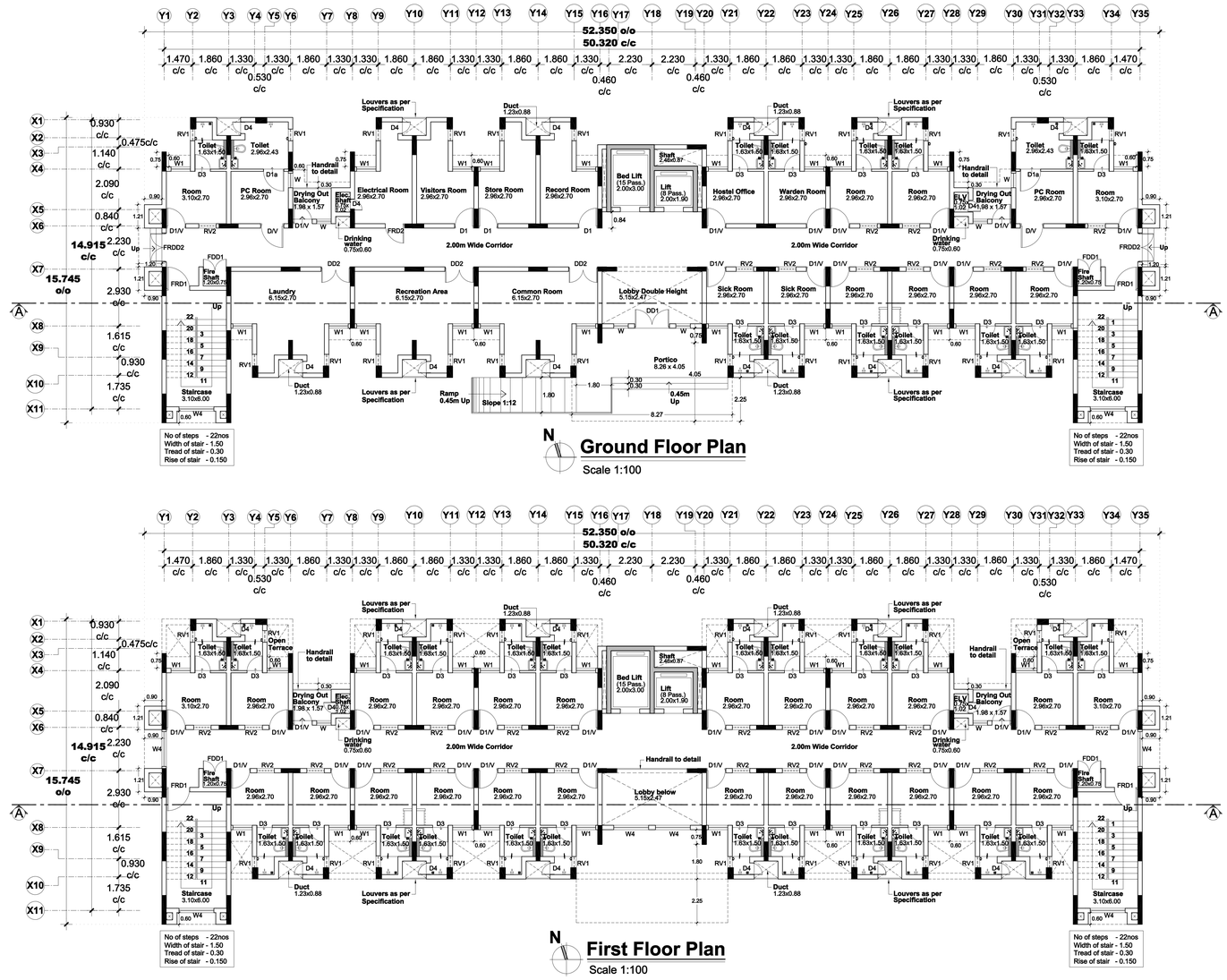

N

Ground Floor Plan

Scale 1:100

N

First Floor Plan

Scale 1:100

N

Typical Floor Plan (Second to Fifth)

Scale 1:100

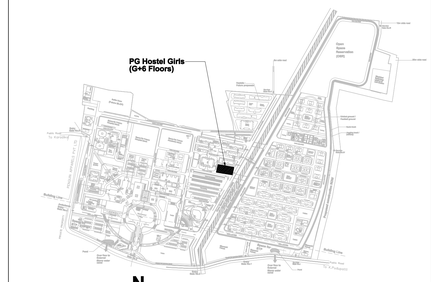

N

Key Plan

Sheet Number	: 1 of 3
Building Name	: Proposed PG Hostel Girls (G+6 Floors)
Block Number	: 15 of 42
Title	: Ground ,First & Typical Floor Plan (Second to Fifth Floor Plan)

PLAN SHOWING THE PROPOSED PG HOSTEL GIRLS (G+6 FLOORS) BUILDING AT AIIMS MADURAI ., S.NO: 12/1, 12/2, 22/4, 23/2B, 23/3, 23/4B, 23/5, 23/6B,23/7B, 23/8, 23/9,24, 25/1, 25/2, 25/3, 26/2, 30, 31/1,32/1,33/1,34/1, 35, 36, 37/1, 38/1, 39, 40, 41, 42/1, 42/2, 43/1, 44/1,44/2, 45/1, 45/2, 46/1, 46/2, 47/1, 47/2, 47/3, 48/1, 48/2, 48/3,49/1, 49/2, 49/3, 50/1, 50/2, 50/3 , 53/1, K.PUDUPATTI VILLAGE, THIRUPPARANKUNDRAM TALUK, MADURAI DISTRICT, TAMIL NADU FOR SETTING UP OF ALL INDIA INSTITUTE OF MEDICAL SCIENCES (AIIMS), MADURAI. (SUPPORTED BY JICA) Loan No. - ID- P291 UNDER PMSSY DIVISION, MINISTRY OF HEALTH & FAMILY WELFARE GOVERNMENT OF INDIA.

NOTE : ALL DIMENSIONS ARE IN METRE

SPECIFICATION :

FOUNDATION	: Minimum of RCC 1:11/2:3 M25 Concrete Column footing Laid Over sand filling and PCC 1:4:8.
RCC WORK	: All Column, Beams, Roof Slab, Lintel,& Sunshade are in Minimum of RCC 1:11/2:3(M-25)
BRICKWORK	: B.W in Basement & Superstructure are in CM 1:5.
JOINERY	: Joineries are made with UPVC / Aluminium / Steel (or) first class teak wood.
WEATHERING COURSE	: 9" x 9" Pressed Tiles laid over the Brick Jelly with Lime mortor and sloped with water proofing compound.
PLASTERING	: Ceiling plastering with CM 1:3Inside & Outside walls are plastering with CM 1:4.
PAINTING	: Whlte washing with two coats over the one coat of primer for Ceiling.Colour washing with two coats over one coat of primer for all Walls.

SCHEDULE OF JOINERIES

D	1.20 x 2.40	Single Door
D/V	1.20 x 2.40	Single Door with Ventilator
D1/V	1.00 x 2.40	Single Door with Ventilator
D1	1.00 x 2.40	Single Door
D1a	1.05 x 2.40	Door
D3	0.80 x 2.10	Door
D4	0.60 x 1.80	Door
DD1	1.80 x 2.40	Double Door
DD2	1.50 x 2.40	Double Door
FRDD1	1.80 x 2.40	Fire Rated Double Door
FRDD2	1.50 x 2.40	Fire Rated Double Door
FRD1	1.20 x 2.40	Fire Rated Door
FRD2	1.00 x 2.40	Fire Rated Door
FDD1	1.20 x 2.40	Double Door
W	0.75 x 1.50	Window
W1	1.00 x 1.50	Window
W4	1.80 x 1.50	Window
V3	1.20 x 0.60	Ventilator
RV2	0.90 x 0.30	Ventilator
RV1	0.60 x 0.60	Ventilator

COLOUR INDEX :	REFERENCE :
PROPOSED	N
BOUNDARY	
ROAD	
DRIVEWAY	

DRAWING TITLE :

Ground ,First & Typical Floor Plan (Second to Fifth Floor Plan)

APPLICANT :

लेफ्टिनेंट कर्नल आलोक देवरानी
Lt. Col Alok Devrani
अधीक्षण अभियंता / Superintending Engineer
सीपीडब्ल्यूडी / CPWD
All India Institute of Medical Sciences, Madurai
एम्स, मदुरै, तमिल नाडु सरकार, भारत सरकार
Ministry of Health and Family Welfare, Govt of India

All India Institute of Medical Sciences (AIIMS)
Madurai, Tamil Nadu
Under PMSSY Division, Ministry of Health & Family Welfare, Government of India

ARCHITECT / REGISTERED ENGINEER :

D. MUKESH
Registered Architect,
Council of Architecture,
(CA/90/12779)
Registered Architect Grade-I, DTCP,
Registration No: 05/RA-I/2019
Salem - 636 004.

REGISTERED STRUCTURAL ENGINEER :

P. SIVAGAMI, M.E(Struct)., Structural Engineer
Mukesh & Associates
Consultants & Engineers
Division - 2
Narasothipatty, Salem - 636 004.
Reg. No: DTCP/SALEM/RSE-1/005/2020

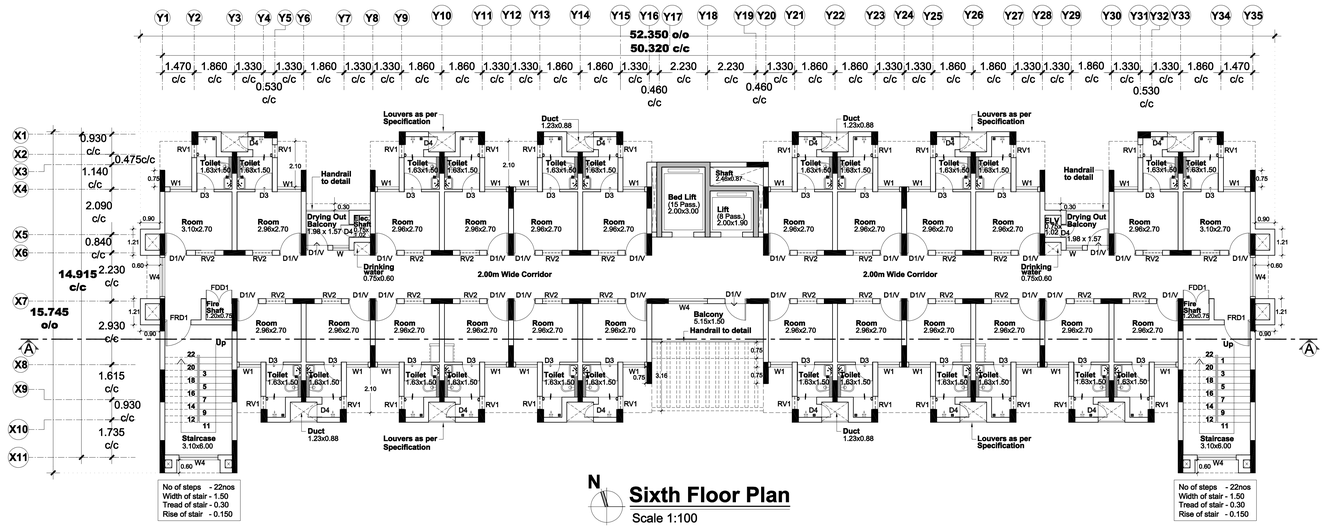

N

Sixth Floor Plan

Scale 1:100

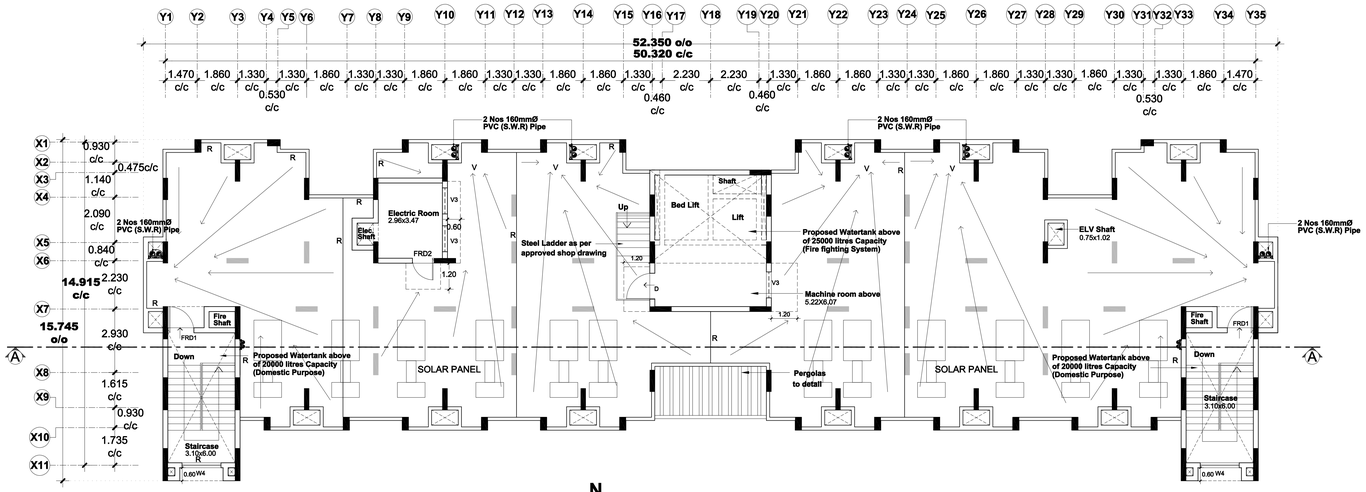

N

Terrace Floor Plan (Partly 7th floor - Electrical Room)

Scale 1:100

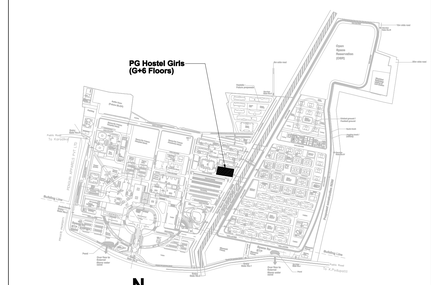

N

Key Plan

Sheet Number : 2 of 3
Building Name : Proposed PG Hostel Girls (GF+6 Floors)
Block Number : 15 of 42
Title : Sixth & Terrace Floor Plan

PLAN SHOWING THE PROPOSED PG HOSTEL GIRLS (G+6 FLOORS) BUILDING AT AIIMS MADURAI ., S.NO: 12/1, 12/2, 22/4, 23/2B, 23/3, 23/4B, 23/5, 23/6B,23/7B, 23/8, 23/9,24, 25/1, 25/2, 25/3, 26/2, 30, 31/1,32/1,33/1,34/1, 35, 36, 37/1, 38/1, 39, 40, 41, 42/1, 42/2, 43/1, 44/1,44/2, 45/1, 45/2, 46/1, 46/2, 47/1, 47/2, 47/3, 48/1, 48/2, 48/3,49/1, 49/2, 49/3, 50/1, 50/2, 50/3 , 53/1, K.PUDUPATTI VILLAGE, THIRUPPARANKUNDRAM TALUK, MADURAI DISTRICT, TAMIL NADU FOR SETTING UP OF ALL INDIA INSTITUTE OF MEDICAL SCIENCES (AIIMS), MADURAI. (SUPPORTED BY JICA) Loan No. - ID- P291 UNDER PMSSY DIVISION, MINISTRY OF HEALTH & FAMILY WELFARE GOVERNMENT OF INDIA.

NOTE : ALL DIMENSIONS ARE IN METRE

SPECIFICATION :

FOUNDATION	:	Minimum of RCC 1:11/2:3 M25 Concrete Column footing Laid Over sand filling and PCC 1:4:8.
RCC WORK	:	All Column, Beams, Roof Slab, Lintel,& Sunshade are in Minimum of RCC 1:11/2:3(M-25)
BRICKWORK	:	B.W in Basement & Superstructure are in CM 1:5.
JOINERY	:	Joineries are made with UPVC / Aluminium / Steel (or) first class teak wood.
WEATHERING COURSE	:	9" x 9" Pressed Tiles laid over the Brick Jelly with Lime mortor and sloped with water proofing compound.
PLASTERING	:	Ceiling plastering with CM 1:3Inside & Outside walls are plastering with CM 1:4.
PAINTING	:	Whlte washing with two coats over the one coat of primer for Ceiling.Colour washing with two coats over one coat of primer for all Walls.

SCHEDULE OF JOINERIES

D	1.20 x 2.40	Single Door
D/V	1.20 x 2.40	Single Door with Ventilator
D1/V	1.00 x 2.40	Single Door with Ventilator
D1	1.00 x 2.40	Single Door
D1a	1.05 x 2.40	Door
D3	0.80 x 2.10	Door
D4	0.60 x 1.80	Door
DD1	1.80 x 2.40	Double Door
DD2	1.50 x 2.40	Double Door
FRDD1	1.80 x 2.40	Fire Rated Double Door
FRDD2	1.50 x 2.40	Fire Rated Double Door
FRD1	1.20 x 2.40	Fire Rated Door
FRD2	1.00 x 2.40	Fire Rated Door
FDD1	1.20 x 2.40	Double Door
W	0.75 x 1.50	Window
W1	1.00 x 1.50	Window
W4	1.80 x 1.50	Window
V3	1.20 x 0.60	Ventilator
RV2	0.90 x 0.30	Ventilator
RV1	0.60 x 0.60	Ventilator

COLOUR INDEX :

PROPOSED
BOUNDARY
ROAD
DRIVEWAY

REFERENCE :

N

DRAWING TITLE :

Sixth & Terrace Floor Plan (Partly 7th floor - Electrical Room)

APPLICANT :

लेफ्टिनेंट कर्नल अलोक देवरानी
Lt. Col Alok Devrani
अधीक्षण अभियंता / Superintending Engineer
अखिल भारतीय आयुर्विज्ञान संस्थान, मदुरै
All India Institute of Medical Sciences, Madurai
कार्य : पी.एम.एस.एस.वाय. विभाग, भारत सरकार
Ministry of Health and Family Welfare, Govt of India

All India Institute of Medical Sciences (AIIMS) Madurai, Tamil Nadu
Under PMSSY Division, Ministry of Health & Family Welfare, Government of India

ARCHITECT / REGISTERED ENGINEER :

D. MUKESH
Registered Architect,
Council of Architecture,
(CA/90/12779)
Registered Architect Grade-I, DTCP,
Registration No: 05/RA-I/2019
Salem - 636 004.

REGISTERED STRUCTURAL ENGINEER :

P. SIVAGAMI, M.E(Struct)., Structural Engineer
Mukesh & Associates
Consultants & Engineers
Division - 2,
Narasothipatty, Salem-636004
Reg. No: DTCP/SALEM/RSE-I/005/2020



Section-'A-A'

Scale 1:100



Elevation

Scale 1:100

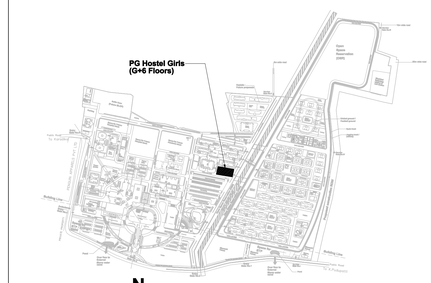

Key Plan

Sheet Number	**: 3 of 3**
Building Name	**: Proposed PG Hostel Girls (GF+6 Floors)**
Block Number	**: 15 of 42**
Title	**: Section-'A-A' & Elevation**

PLAN SHOWING THE PROPOSED PG HOSTEL GIRLS (G+6 FLOORS) BUILDING AT AIIMS MADURAI ., S.NO: 12/1, 12/2, 22/4, 23/2B, 23/3, 23/4B, 23/5, 23/6B,23/7B, 23/8, 23/9,24, 25/1, 25/2, 25/3, 26/2, 30, 31/1,32/1,33/1,34/1, 35, 36, 37/1, 38/1, 39, 40, 41, 42/1, 42/2, 43/1, 44/1,44/2, 45/1, 45/2, 46/1, 46/2, 47/1, 47/2, 47/3, 48/1, 48/2, 48/3,49/1, 49/2, 49/3, 50/1, 50/2, 50/3 , 53/1, K.PUDUPATTI VILLAGE, THIRUPPARANKUNDRAM TALUK, MADURAI DISTRICT, TAMIL NADU FOR SETTING UP OF ALL INDIA INSTITUTE OF MEDICAL SCIENCES (AIIMS), MADURAI. (SUPPORTED BY JICA) Loan No. - ID- P291 UNDER PMSSY DIVISION, MINISTRY OF HEALTH & FAMILY WELFARE GOVERNMENT OF INDIA.

NOTE : ALL DIMENSIONS ARE IN METRE

SPECIFICATION :

FOUNDATION	: Minimum of RCC 1:11/2:3 M25 Concrete Column footing Laid Over sand filling and PCC 1:4:8.
RCC WORK	: All Column, Beams, Roof Slab, Lintel,& Sunshade are in Minimum of RCC 1:11/2:3(M-25)
BRICKWORK	: B.W in Basement & Superstructure are in CM 1:5.
JOINERY	: Joineries are made with UPVC / Aluminium / Steel (or) first class teak wood.
WEATHERING COURSE	: 9" x 9" Pressed Tiles laid over the Brick Jelly with Lime mortor and sloped with water proofing compound.
PLASTERING	: Ceiling plastering with CM 1:3Inside & Outside walls are plastering with CM 1:4.
PAINTING	: Whlte washing with two coats over the one coat of primer for Ceiling.Colour washing with two coats over one coat of primer for all Walls.

SCHEDULE OF JOINERIES

D	1.20 x 2.40	Single Door
D/V	1.20 x 2.40	Single Door with Ventilator
D1/V	1.00 x 2.40	Single Door with Ventilator
D1	1.00 x 2.40	Single Door
D1a	1.05 x 2.40	Door
D3	0.80 x 2.10	Door
D4	0.60 x 1.80	Door
DD1	1.80 x 2.40	Double Door
DD2	1.50 x 2.40	Double Door
FRDD1	1.80 x 2.40	Fire Rated Double Door
FRDD2	1.50 x 2.40	Fire Rated Double Door
FRD1	1.20 x 2.40	Fire Rated Door
FRD2	1.00 x 2.40	Fire Rated Door
FDD1	1.20 x 2.40	Double Door
W	0.75 x 1.50	Window
W1	1.00 x 1.50	Window
W4	1.80 x 1.50	Window
V3	1.20 x 0.60	Ventilator
RV2	0.90 x 0.30	Ventilator
RV1	0.60 x 0.60	Ventilator

COLOUR INDEX :

PROPOSED
BOUNDARY
ROAD
DRIVEWAY

REFERENCE :

N

DRAWING TITLE :

Section-'A-A' & Elevation

APPLICANT :

डॉ.प्रदीप कुमार अग्रवाल, डिप्टी
Dr. Pradeep Kumar Agrawal, Deputy
चीफ मेडिकल एडमिन ऑफिसर
Chief Medical Administrative Officer
अखिल भारतीय आयुर्विज्ञान संस्थान, मदुरै
All India Institute of Medical Sciences, Madurai
स्वास्थ्य और परिवार कल्याण मंत्रालय, भारत सरकार
Ministry of Health and Family Welfare, Govt of India

All India Institute of Medical Sciences (AIIMS)
Madurai, Tamil Nadu
Under PMSSY Division, Ministry of Health & Family Welfare, Government of India

ARCHITECT / REGISTERED ENGINEER :

D. MUKESH
Registered Architect,
Council of Architecture,
(CA/90/12779)
Registered Architect Grade-I, DTCP,
Registration No: 05/RA-I/2019
Salem - 636 004.

REGISTERED STRUCTURAL ENGINEER :

P. SIVAGAMI, M.E(Struct).,
Structural Engineer
Mukesh & Associates
Consultants & Engineers
Division - 2,
Narasothipatty, Salem - 636 004.
Reg. No: DTCP/SALEM/RSE-1/005/2020

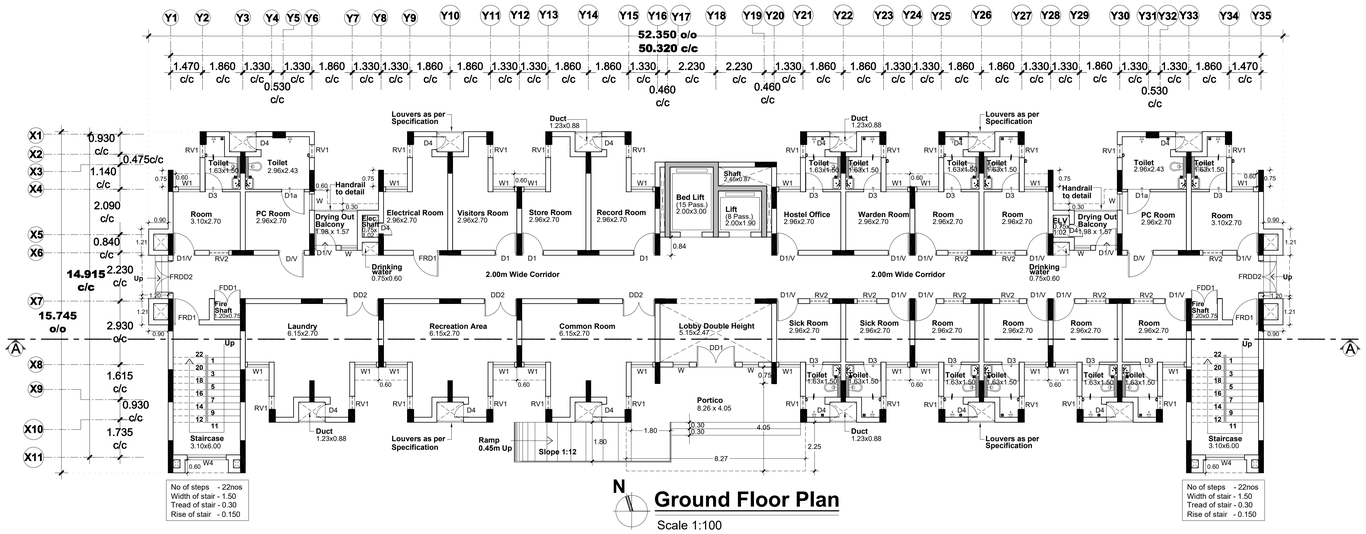

N

Ground Floor Plan

Scale 1:100

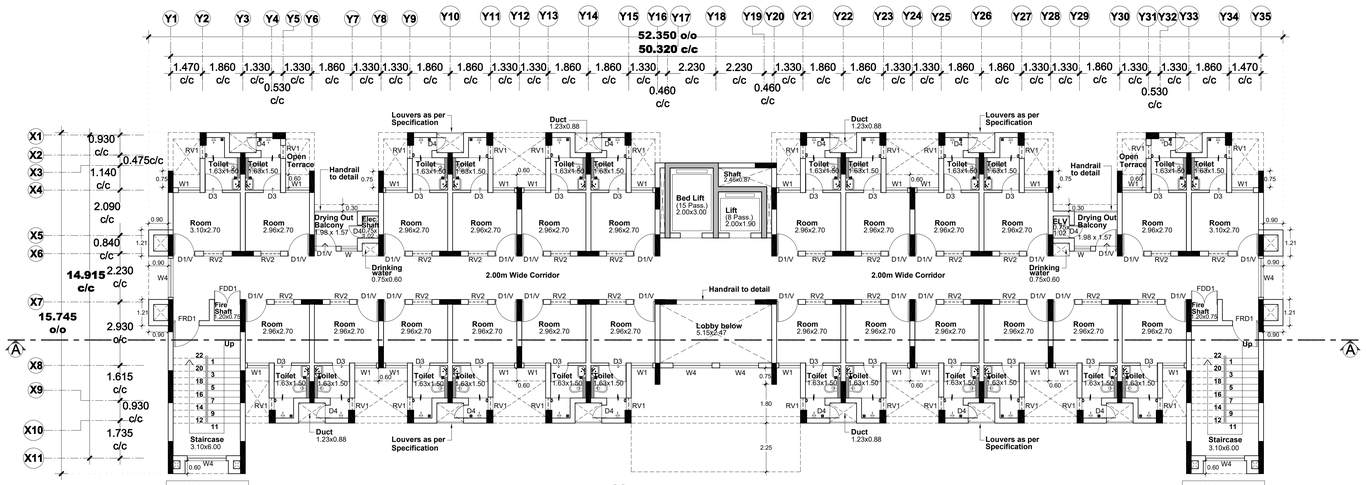

N

First Floor Plan

Scale 1:100

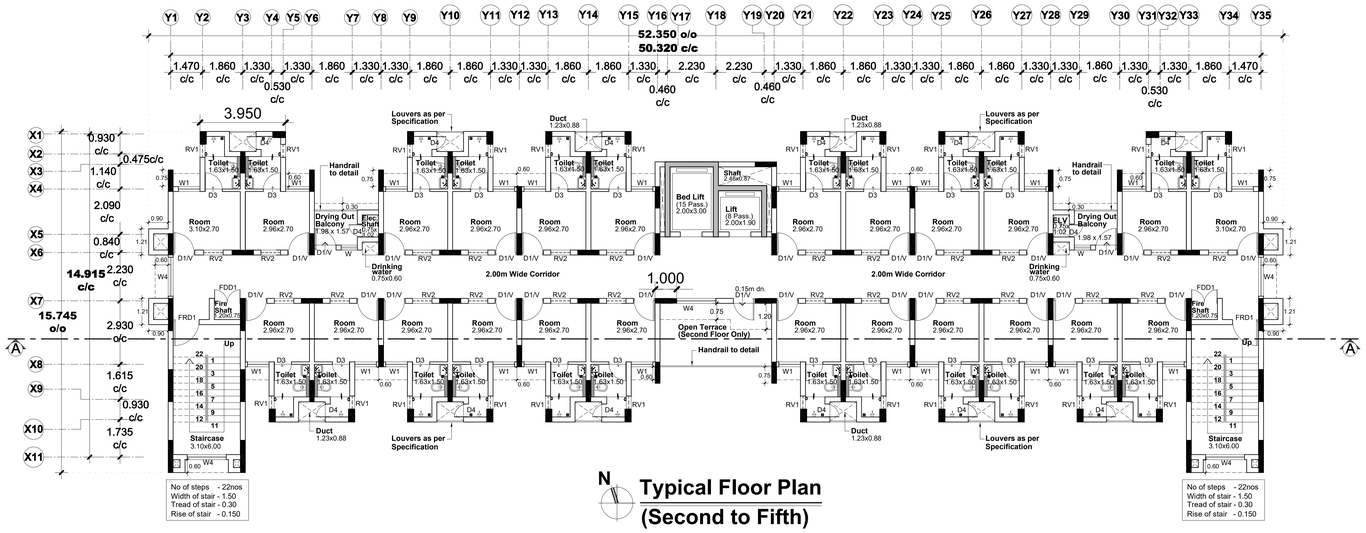

N

Typical Floor Plan (Second to Fifth)

Scale 1:100

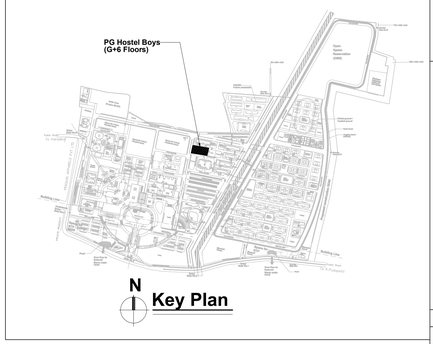

N

Key Plan

Sheet Number : 1 of 3
Building Name : Proposed PG Hostel Boys (GF+6 Floors)

Block Number : 16 of 42
Title : Ground ,First & Typical Floor Plan (Second to Fifth Floor Plan)

PLAN SHOWING THE PROPOSED PG HOSTEL BOYS (G+6 FLOORS) BUILDING AT AIIMS MADURAI ., S.NO: 12/1, 12/2, 22/4, 23/2B, 23/3, 23/4B, 23/5, 23/6B,23/7B, 23/8, 23/9,24, 25/1, 25/2, 25/3, 26/2, 30, 31/1,32/1,33/1,34/1, 35, 36, 37/1, 38/1, 39, 40, 41, 42/1, 42/2, 43/1, 44/1,44/2, 45/1, 45/2, 46/1, 46/2, 47/1, 47/2, 47/3, 48/1, 48/2, 48/3,49/1, 49/2, 49/3, 50/1, 50/2, 50/3 , 53/1, K.PUDUPATTI VILLAGE, THIRUPPARANKUNDRAM TALUK, MADURAI DISTRICT, TAMIL NADU FOR SETTING UP OF ALL INDIA INSTITUTE OF MEDICAL SCIENCES (AIIMS), MADURAI. (SUPPORTED BY JICA) Loan No. - ID- P291 UNDER PMSSY DIVISION, MINISTRY OF HEALTH & FAMILY WELFARE GOVERNMENT OF INDIA.

NOTE : ALL DIMENSIONS ARE IN METRE

SPECIFICATION :

FOUNDATION	:	Minimum of RCC 1:11/2:3 M25 Concrete Column footing Laid Over sand filling and PCC 1:4:8.
RCC WORK	:	All Column, Beams, Roof Slab, Lintel,& Sunshade are in Minimum of RCC 1:11/2:3(M-25)
BRICKWORK	:	B.W in Basement & Superstructure are in CM 1:5.
JOINERY	:	Joineries are made with UPVC / Aluminium / Steel (or) first class teak wood.
WEATHERING COURSE	:	9" x 9" Pressed Tiles laid over the Brick Jelly with Lime mortor and sloped with water proofing compound.
PLASTERING	:	Ceiling plastering with CM 1:3Inside & Outside walls are plastering with CM 1:4.
PAINTING	:	White washing with two coats over the one coat of primer for Ceiling.Colour washing with two coats over one coat of primer for all Walls.

SCHEDULE OF JOINERIES

D	1.20 x 2.40	Single Door
D/V	1.20 x 2.40	Single Door with Ventilator
D1/V	1.00 x 2.40	Single Door with Ventilator
D1	1.00 x 2.40	Single Door
D1a	1.05 x 2.40	Door
D3	0.80 x 2.10	Door
D4	0.60 x 1.80	Door
DD1	1.80 x 2.40	Double Door
DD2	1.50 x 2.40	Double Door
FRDD1	1.80 x 2.40	Fire Rated Double Door
FRDD2	1.50 x 2.40	Fire Rated Double Door
FRD1	1.20 x 2.40	Fire Rated Door
FRD2	1.00 x 2.40	Fire Rated Door
FDD1	1.20 x 2.40	Double Door
W	0.75 x 1.50	Window
W1	1.00 x 1.50	Window
W4	1.80 x 1.50	Window
V3	1.20 x 0.60	Ventilator
RV2	0.90 x 0.30	Ventilator
RV1	0.60 x 0.60	Ventilator

COLOUR INDEX :

PROPOSED
BOUNDARY
ROAD
DRIVEWAY

REFERENCE :

N

DRAWING TITLE :

Ground ,First & Typical Floor Plan (Second to Fifth Floor Plan)

APPLICANT :

लेफ्टिनेंट कर्नल आलोक देवरानी
Lt. Col Alok Devrani
अधीक्षण अभियंता / Superintending Engineer
अखिल भारतीय आयुर्विज्ञान संस्थान, मदुरै
All India Institute of Medical Sciences (AIIMS), Madurai
मदुरै, तमिलनाडु, भारत 625021 Madurai, Tamil Nadu, INDIA 625021
Ministry of Health and Family Welfare, Govt of India

All India Institute of Medical Sciences (AIIMS) Madurai, Tamil Nadu
Under PMSSY Division, Ministry of Health & Family Welfare, Government of India

ARCHITECT / REGISTERED ENGINEER :

D. MUKESH
Registered Architect,
Council of Architecture,
(CA/90/12779)
Registered Architect Grade-I, DTCP,
Registration No: 05/RA-I/2019
Salem - 636 004.

REGISTERED STRUCTURAL ENGINEER :

P. SIVAGAMI, M.E(Struct)., Structural Engineer
Mukesh & Associates
Consultants & Engineers
Division - 2
Narasothipatty, Salem -636 004.
Reg. No: DTCP/SALEM/RSE-1/005/2020

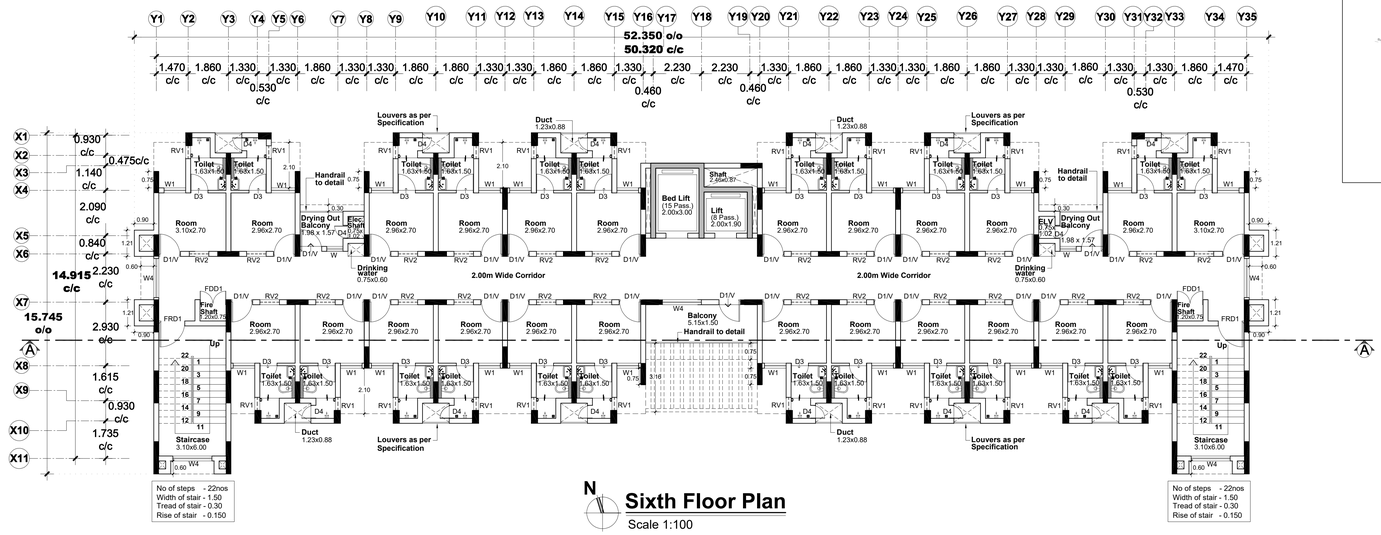

N

Sixth Floor Plan

Scale 1:100

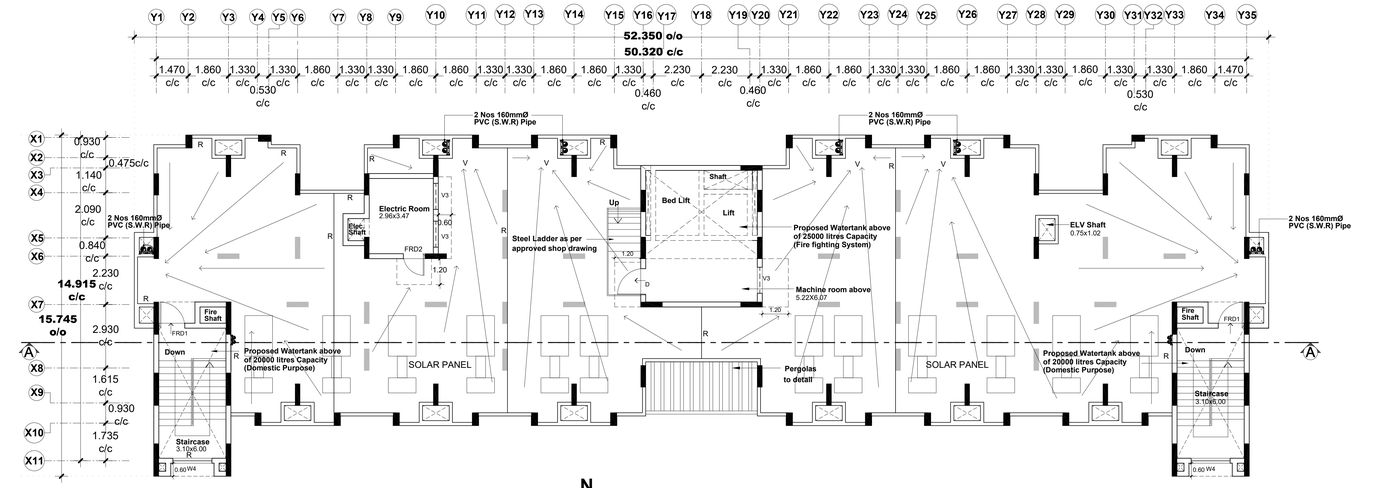

N

Terrace Floor Plan (Partly 7th floor - Electrical Room)

Scale 1:100

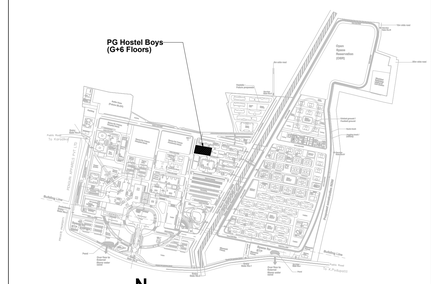

N

Key Plan

Sheet Number : 2 of 3
Building Name : Proposed PG Hostel Boys (GF+6 Floors)
Block Number : 16 of 42
Title : Sixth & Terrace Floor Plan

PLAN SHOWING THE PROPOSED PG HOSTEL BOYS (G+6 FLOORS) BUILDING AT AIIMS MADURAI ., S.NO: 12/1, 12/2, 22/4, 23/2B, 23/3, 23/4B, 23/5, 23/6B,23/7B, 23/8, 23/9,24, 25/1, 25/2, 25/3, 26/2, 30, 31/1,32/1,33/1,34/1, 35, 36, 37/1, 38/1, 39, 40, 41, 42/1, 42/2, 43/1, 44/1,44/2, 45/1, 45/2, 46/1, 46/2, 47/1, 47/2, 47/3, 48/1, 48/2, 48/3,49/1, 49/2, 49/3, 50/1, 50/2, 50/3 , 53/1, K.PUDUPATTI VILLAGE, THIRUPPARANKUNDRAM TALUK, MADURAI DISTRICT, TAMIL NADU FOR SETTING UP OF ALL INDIA INSTITUTE OF MEDICAL SCIENCES (AIIMS), MADURAI. (SUPPORTED BY JICA) Loan No. - ID- P291 UNDER PMSSY DIVISION, MINISTRY OF HEALTH & FAMILY WELFARE GOVERNMENT OF INDIA.

NOTE : ALL DIMENSIONS ARE IN METRE

SPECIFICATION :

FOUNDATION	:	Minimum of RCC 1:11/2:3 M25 Concrete Column footing Laid Over sand filling and PCC 1:4:8.
RCC WORK	:	All Column, Beams, Roof Slab, Lintel,& Sunshade are in Minimum of RCC 1:11/2:3(M-25)
BRICKWORK	:	B.W in Basement & Superstructure are in CM 1:5.
JOINERY	:	Joineries are made with UPVC / Aluminium / Steel (or) first class teak wood.
WEATHERING COURSE	:	9" x 9" Pressed Tiles laid over the Brick Jelly with Lime mortor and sloped with water proofing compound.
PLASTERING	:	Ceiling plastering with CM 1:3Inside & Outside walls are plastering with CM 1:4.
PAINTING	:	White washing with two coats over the one coat of primer for Ceiling.Colour washing with two coats over one coat of primer for all Walls.

SCHEDULE OF JOINERIES

D	1.20 x 2.40	Single Door
D1V	1.20 x 2.40	Single Door with Ventilator
D1/V	1.00 x 2.40	Single Door with Ventilator
D1	1.00 x 2.40	Single Door
D1a	1.05 x 2.40	Door
D3	0.80 x 2.10	Door
D4	0.60 x 1.80	Door
DD1	1.80 x 2.40	Double Door
DD2	1.50 x 2.40	Double Door
FRDD1	1.80 x 2.40	Fire Rated Double Door
FRDD2	1.50 x 2.40	Fire Rated Double Door
FRD1	1.20 x 2.40	Fire Rated Door
FRD2	1.00 x 2.40	Fire Rated Door
FDD1	1.20 x 2.40	Double Door
W	0.75 x 1.50	Window
W1	1.00 x 1.50	Window
W4	1.80 x 1.50	Window
V3	1.20 x 0.60	Ventilator
RV2	0.90 x 0.30	Ventilator
RV1	0.60 x 0.60	Ventilator

COLOUR INDEX :

PROPOSED	
BOUNDARY	
ROAD	
DRIVEWAY	

REFERENCE :

N

DRAWING TITLE :

Sixth & Terrace Floor Plan (Partly 7th floor - Electrical Room)

APPLICANT :

लेफ्टि॰ कर्नल अलोक देवरानी
Lt. Col Alok Devrani
अधीक्षण अभियंता / Superintending Engineer
अखिल भारतीय आयुर्विज्ञान संस्थान, मदुरै
All India Institute of Medical Sciences, Madurai
सदस्य सचिव / Member Secretary, PMU
Ministry of Health and Family Welfare, Govt of India

All India Institute of Medical Sciences (AIIMS)
Madurai, Tamil Nadu
Under PMSSY Division, Ministry of Health & Family Welfare, Government of India

ARCHITECT / REGISTERED ENGINEER :

D. MUKESH
Registered Architect,
Council of Architecture,
(CA/93/12779)
Registered Architect Grade-I, DTCP,
Registration No: 05/RA-I/2019
Salem - 636 004.

REGISTERED STRUCTURAL ENGINEER :

P. SIVAGAMI, M.E(Struct)., Structural Engineer
Mukesh & Associates
Consultants & Engineers
Division - 2,
Narasothipatty, Salem-636004
Reg. No: DTCP/SALEM/RSE-I/005/2020



Section-'A-A'

Scale 1:100



Elevation

Scale 1:100

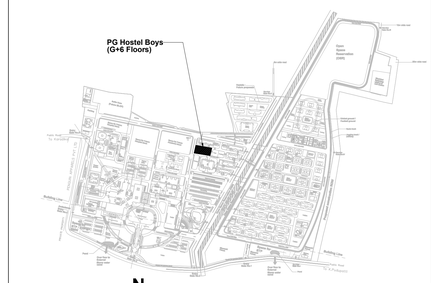

Key Plan

Sheet Number	**: 3 of 3**
Building Name	**: Proposed PG Hostel Boys (GF+6 Floors)**
Block Number	**: 16 of 42**
Title	**: Section-'A-A' & Elevation**

PLAN SHOWING THE PROPOSED PG HOSTEL BOYS (G+6 FLOORS) BUILDING AT AIIMS MADURAI ., S.NO: 12/1, 12/2, 22/4, 23/2B, 23/3, 23/4B, 23/5, 23/6B,23/7B, 23/8, 23/9,24, 25/1, 25/2, 25/3, 26/2, 30, 31/1,32/1,33/1,34/1, 35, 36, 37/1, 38/1, 39, 40, 41, 42/1, 42/2, 43/1, 44/1,44/2, 45/1, 45/2, 46/1, 46/2, 47/1, 47/2, 47/3, 48/1, 48/2, 48/3,49/1, 49/2, 49/3, 50/1, 50/2, 50/3 , 53/1, K.PUDUPATTI VILLAGE, THIRUPPARANKUNDRAM TALUK, MADURAI DISTRICT, TAMIL NADU FOR SETTING UP OF ALL INDIA INSTITUTE OF MEDICAL SCIENCES (AIIMS), MADURAI. (SUPPORTED BY JICA) Loan No. - ID- P291 UNDER PMSSY DIVISION, MINISTRY OF HEALTH & FAMILY WELFARE GOVERNMENT OF INDIA.

NOTE : ALL DIMENSIONS ARE IN METRE

SPECIFICATION :

FOUNDATION	:	Minimum of RCC 1:11/2:3 M25 Concrete Column footing Laid Over sand filling and PCC 1:4:8.
RCC WORK	:	All Column, Beams, Roof Slab, Lintel,& Sunshade are in Minimum of RCC 1:11/2:3(M-25)
BRICKWORK	:	B.W in Basement & Superstructure are in CM 1:5.
JOINERY	:	Joineries are made with UPVC / Aluminium / Steel (or) first class teak wood.
WEATHERING COURSE	:	9" x 9" Pressed Tiles laid over the Brick Jelly with Lime mortor and sloped with water proofing compound.
PLASTERING	:	Ceiling plastering with CM 1:3Inside & Outside walls are plastering with CM 1:4.
PAINTING	:	White washing with two coats over the one coat of primer for Ceiling.Colour washing with two coats over one coat of primer for all Walls.

SCHEDULE OF JOINERIES

D	1.20 x 2.40	Single Door
D/V	1.20 x 2.40	Single Door with Ventilator
D1/V	1.00 x 2.40	Single Door with Ventilator
D1	1.00 x 2.40	Single Door
D1a	1.05 x 2.40	Door
D3	0.80 x 2.10	Door
D4	0.60 x 1.80	Door
DD1	1.80 x 2.40	Double Door
DD2	1.50 x 2.40	Double Door
FRDD1	1.80 x 2.40	Fire Rated Double Door
FRDD2	1.50 x 2.40	Fire Rated Double Door
FRD1	1.20 x 2.40	Fire Rated Door
FRD2	1.00 x 2.40	Fire Rated Door
FDD1	1.20 x 2.40	Double Door
W	0.75 x 1.50	Window
W1	1.00 x 1.50	Window
W4	1.80 x 1.50	Window
V3	1.20 x 0.60	Ventilator
RV2	0.90 x 0.30	Ventilator
RV1	0.60 x 0.60	Ventilator

COLOUR INDEX :

PROPOSED
BOUNDARY
ROAD
DRIVEWAY

REFERENCE :

N

DRAWING TITLE :

Section-'A-A' & Elevation

APPLICANT :

सेक्शन ऑफिसर (अकादमिक डिवीजन)
Section Officer (Academic Division)
अखिल भारतीय आयुर्विज्ञान संस्थान, मदुरै
All India Institute of Medical Sciences, Madurai
स्वास्थ्य और परिवार कल्याण मंत्रालय, भारत सरकार
Ministry of Health and Family Welfare, Govt of India

All India Institute of Medical Sciences (AIIMS) Madurai, Tamil Nadu
Under PMSSY Division, Ministry of Health & Family Welfare, Government of India

ARCHITECT / REGISTERED ENGINEER :

D. MUKESH
Registered Architect,
Council of Architecture,
(CA/90/12779)
Registered Architect Grade-I, DTCP,
Registration No: DS/RA-I/2019
Salem - 636 004.

REGISTERED STRUCTURAL ENGINEER :

P. SIVAGAMI, M.E(Struct).,
Structural Engineer
Mukesh & Associates
Consultants & Engineers
Division - 2,
Narasothipatty, Salem - 636 004.
Reg. No: DTCP/SALEM/RSE-1/005/2020

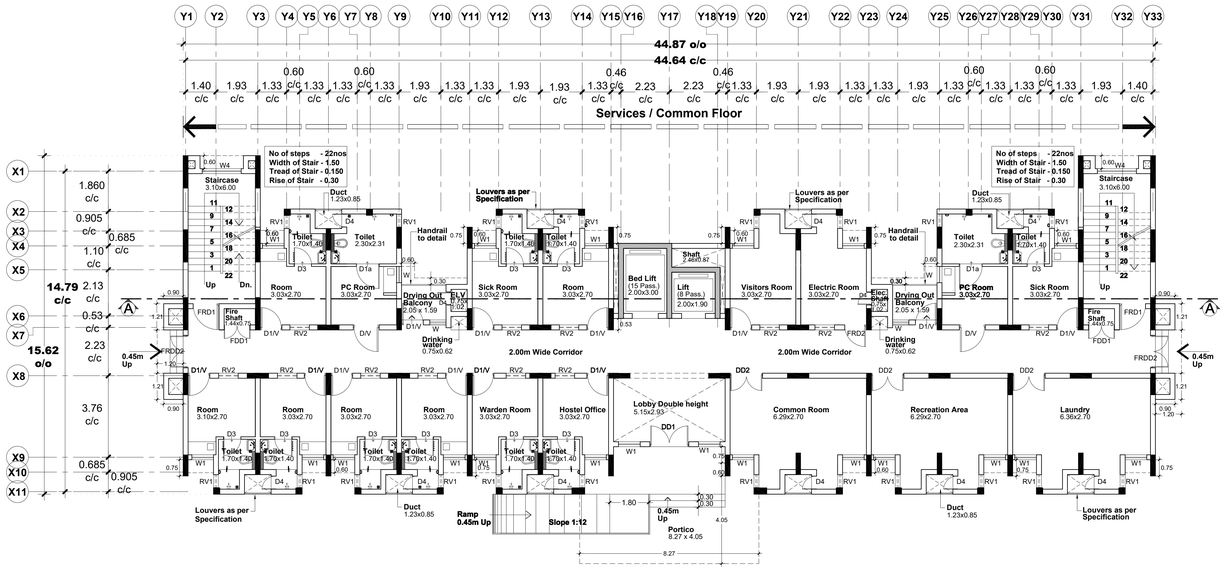

N

Ground Floor Plan

Scale 1:100

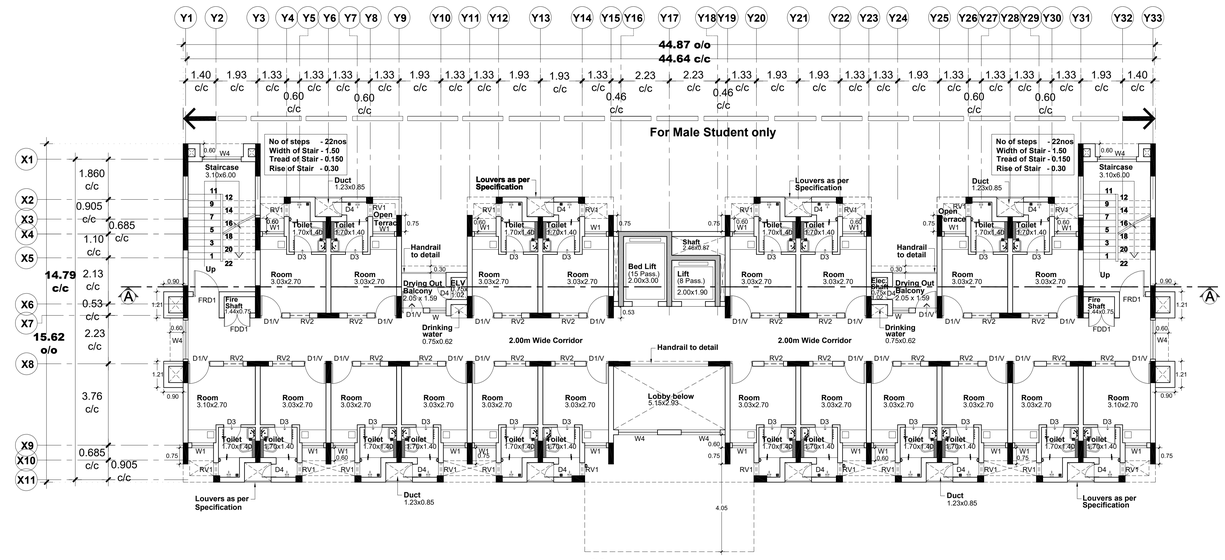

N

First Floor Plan

Scale 1:100

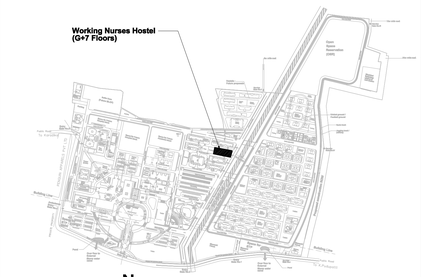

N

Key Plan

Sheet Number	: 1 of 3
Building Name	: Proposed Working Nurses Hostel (G+7 Floors)
Block Number	: 17 of 42
Title	: Ground & First Floor Plan

PLAN SHOWING THE PROPOSED WORKING NURSES HOSTEL (G+7 Floors) BUILDING AT AIIMS MADURAI ., S.NO: 12/1, 12/2, 22/4, 23/2B, 23/3, 23/4B, 23/5, 23/6B,23/7B, 23/8, 23/9,24, 25/1, 25/2, 25/3, 26/2, 30, 31/1,32/1,33/1,34/1, 35, 36, 37/1, 38/1, 39, 40, 41, 42/1, 42/2, 43/1, 44/1,44/2, 45/1, 45/2, 46/1, 46/2, 47/1, 47/2, 47/3, 48/1, 48/2, 48/3,49/1, 49/2, 49/3, 50/1, 50/2, 50/3 , 53/1, K.PUDUPATTI VILLAGE, THIRUPPARANKUNDRAM TALUK, MADURAI DISTRICT, TAMIL NADU FOR SETTING UP OF ALL INDIA INSTITUTE OF MEDICAL SCIENCES (AIIMS), MADURAI. (SUPPORTED BY JICA) Loan No. - ID- P291 UNDER PMSSY DIVISION, MINISTRY OF HEALTH & FAMILY WELFARE GOVERNMENT OF INDIA.

NOTE : ALL DIMENSIONS ARE IN METRE

SPECIFICATION :

FOUNDATION	:	Minimum of RCC 1:11/2:3 M25 Concrete Column footing Laid Over sand filling and PCC 1:4:8.
RCC WORK	:	All Column, Beams, Roof Slab, Lintel,& Sunshade are in Minimum of RCC 1:11/2:3(M-25)
BRICKWORK	:	B.W in Basement & Superstructure are in CM 1:5.
JOINERY	:	Joineries are made with UPVC / Aluminium / Steel (or) first class teak wood.
WEATHERING COURSE	:	9" x 9" Pressed Tiles laid over the Brick Jelly with Lime mortor and sloped with water proofing compound.
PLASTERING	:	Ceiling plastering with CM 1:3Inside & Outside walls are plastering with CM 1:4.
PAINTING	:	White washing with two coats over the one coat of primer for Ceiling.Colour washing with two coats over one coat of primer for all Walls.

SCHEDULE OF JOINERIES

D	1.20 x 2.40	Single Door
D/V	1.20 x 2.40	Single Door with Ventilator
D1/V	1.00 x 2.40	Single Door with Ventilator
D1	1.00 x 2.40	Single Door
D1a	1.05 x 2.40	Door
D3	0.80 x 2.10	Door
D4	0.60 x 1.80	Door
DD1	1.80 x 2.40	Double Door
DD2	1.50 x 2.40	Double Door
FRDD1	1.80 x 2.40	Fire Rated Double Door
FRDD2	1.50 x 2.40	Fire Rated Double Door
FRD1	1.20 x 2.40	Fire Rated Door
FRD2	1.00 x 2.40	Fire Rated Door
FDD1	1.20 x 2.40	Double Door
W	0.75 x 1.50	Window
W1	1.00 x 1.50	Window
W4	1.80 x 1.50	Window
RV1	0.60 x 0.60	Ventilator
RV2	0.90 x 0.30	Ventilator
V3	1.20 x 0.60	Ventilator

COLOUR INDEX :

PROPOSED
BOUNDARY
ROAD
DRIVEWAY

REFERENCE :

N

DRAWING TITLE :

Ground & First Floor Plan

APPLICANT :

Lt. Col Alok Dewrani
अधीक्षण अभियंता / Superintending Engineer
अखिल भारतीय आयुर्विज्ञान संस्थान, मदुरै
All India Institute of Medical Sciences, Madurai
पत्रांक/Ref: AIIMS/MDU/Estt.I/2020/
Ministry of Health and Family Welfare, Govt. of India

All India Institute of Medical Sciences (AIIMS)
Madurai, Tamil Nadu
Under PMSSY Division, Ministry of Health & Family Welfare, Government of India

ARCHITECT / REGISTERED ENGINEER :

D. MUKESH
Registered Architect,
Council of Architecture,
(CA/RV/12779)
Registered Architect Grade-I, DTCP,
Registration No: 05/RA-I/2019
Salem - 636 004.

REGISTERED STRUCTURAL ENGINEER :

P. SIVAGAMI, M.E(Struct).,
Structural Engineer
Mukesh & Associates
Consultants & Engineers
Division - 2,
Narasothipatty, Salem -636 004
Reg. No: DTCP/SALEM/RSE-I/005/2020

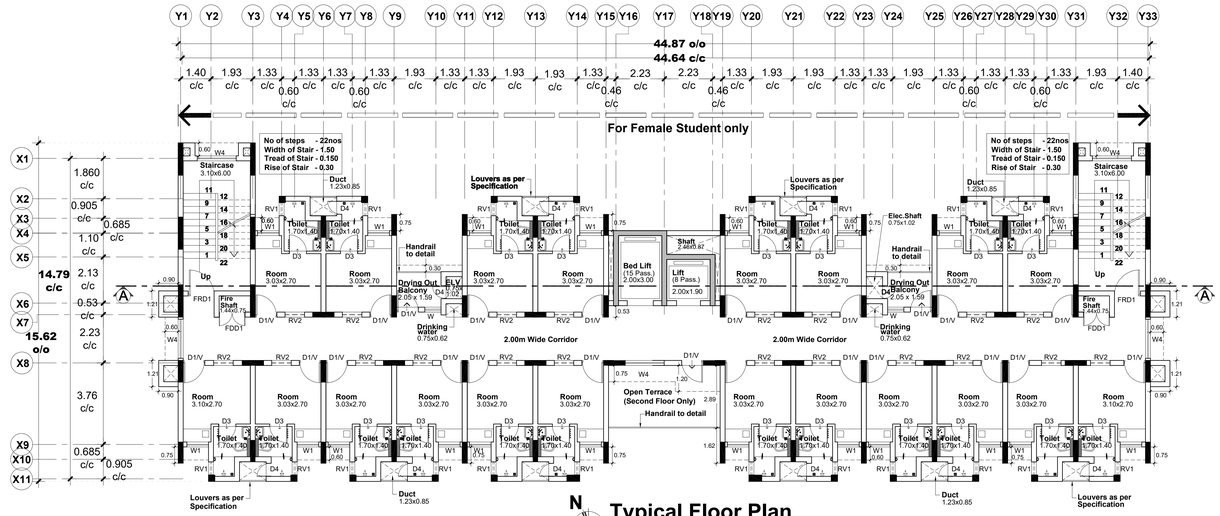

N

Typical Floor Plan (Second to Sixth)

Scale 1:100

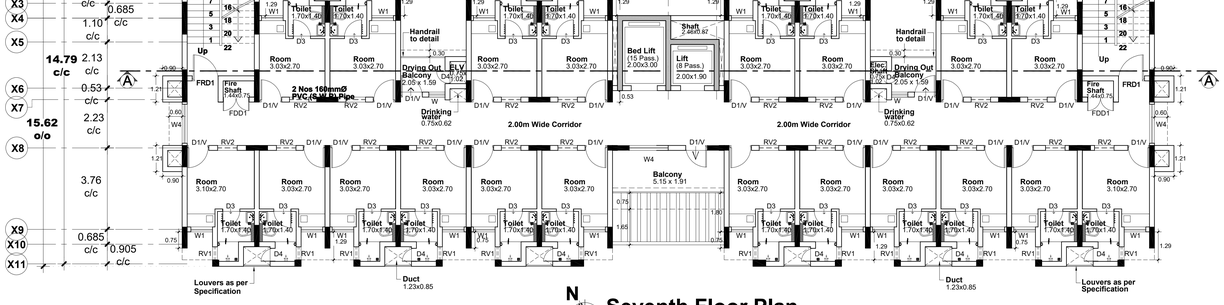

N

Seventh Floor Plan

Scale 1:100

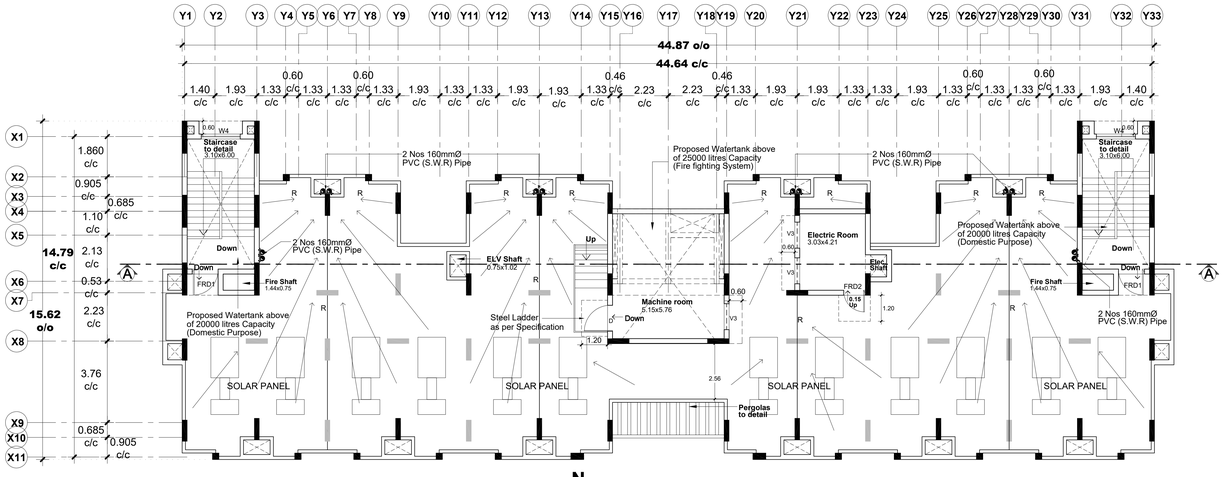

N

Terrace Floor Plan (Partly 8th Floor - Electrical Room)

Scale 1:100

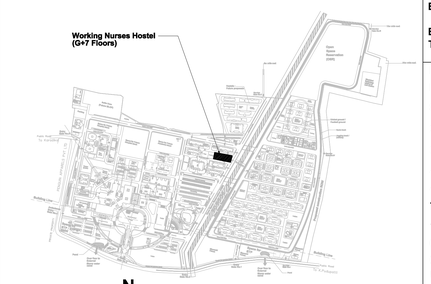

N

Key Plan

Sheet Number	: 2 of 3
Building Name	: Proposed Working Nurses Hostel (G+7 Floors)
Block Number	: 17 of 42
Title	: Typical, Seventh & Terrace Floor Plan (Second to Sixth Floor Plan)

PLAN SHOWING THE PROPOSED WORKING NURSES HOSTEL (G+7 Floors) BUILDING AT AIIMS MADURAI ., S.NO: 12/1, 12/2, 22/4, 23/2B, 23/3, 23/4B, 23/5, 23/6B,23/7B, 23/8, 23/9,24, 25/1, 25/2, 25/3, 26/2, 30, 31/1,32/1,33/1,34/1, 35, 36, 37/1, 38/1, 39, 40, 41, 42/1, 42/2, 43/1, 44/1,44/2, 45/1, 45/2, 46/1, 46/2, 47/1, 47/2, 47/3, 48/1, 48/2, 48/3,49/1, 49/2, 49/3, 50/1, 50/2, 50/3 , 53/1, K.PUDUPATTI VILLAGE, THIRUPPARANKUNDRAM TALUK, MADURAI DISTRICT, TAMIL NADU FOR SETTING UP OF ALL INDIA INSTITUTE OF MEDICAL SCIENCES (AIIMS), MADURAI. (SUPPORTED BY JICA) Loan No. - ID- P291 UNDER PMSSY DIVISION, MINISTRY OF HEALTH & FAMILY WELFARE GOVERNMENT OF INDIA.

NOTE : ALL DIMENSIONS ARE IN METRE

SPECIFICATION :

FOUNDATION	: Minimum of RCC 1:11/2:3 M25 Concrete Column footing Laid Over sand filling and PCC 1:4:8.
RCC WORK	: All Column, Beams, Roof Slab, Lintel,& Sunshade are in Minimum of RCC 1:11/2:3(M-25)
BRICKWORK	: B.W in Basement & Superstructure are in CM 1:5.
JOINERY	: Joineries are made with UPVC / Aluminium / Steel (or) first class teak wood.
WEATHERING COURSE	: 9" x 9" Pressed Tiles laid over the Brick Jelly with Lime mortor and sloped with water proofing compound.
PLASTERING	: Ceiling plastering with CM 1:3Inside & Outside walls are plastering with CM 1:4.
PAINTING	: White washing with two coats over the one coat of primer for Ceiling.Colour washing with two coats over one coat of primer for all Walls.

SCHEDULE OF JOINERIES

D	1.20 x 2.40	Single Door
D1V	1.20 x 2.40	Single Door with Ventilator
D1/V	1.00 x 2.40	Single Door with Ventilator
D1	1.00 x 2.40	Single Door
D1a	1.05 x 2.40	Door
D3	0.80 x 2.10	Door
D4	0.60 x 1.80	Door
DD1	1.80 x 2.40	Double Door
DD2	1.50 x 2.40	Double Door
FRDD1	1.80 x 2.40	Fire Rated Double Door
FRDD2	1.50 x 2.40	Fire Rated Double Door
FRD1	1.20 x 2.40	Fire Rated Door
FRD2	1.00 x 2.40	Fire Rated Door
FDD1	1.20 x 2.40	Double Door
W	0.75 x 1.50	Window
W1	1.00 x 1.50	Window
W4	1.80 x 1.50	Window
RV1	0.60 x 0.60	Ventilator
RV2	0.90 x 0.30	Ventilator
V3	1.20 x 0.60	Ventilator

COLOUR INDEX :

PROPOSED
BOUNDARY
ROAD
DRIVEWAY

REFERENCE :

N

DRAWING TITLE :

Typical Floor Plan (Second to Sixth Floor Plan)& Seventh,Terrace Floor Plan (Partly 8th Floor - Electrical Room)

APPLICANT :

Lt. Col Alok Dwivedi
अधीक्षण अभियंता / Superintending Engineer
अखिल भारतीय आयुर्विज्ञान संस्थान, मदुरै
All India Institute of Medical Sciences, Madurai
स्वास्थ्य और परिवार कल्याण मंत्रालय, भारत सरकार
Ministry of Health and Family Welfare, Govt of India

All India Institute of Medical Sciences (AIIMS)
Madurai, Tamil Nadu
Under PMSSY Division, Ministry of Health & Family Welfare, Government of India

ARCHITECT / REGISTERED ENGINEER :

D. MUKESH
Registered Architect,
Council of Architecture,
(CA/90/12779)
Registered Architect Grade-I, DTCP,
Registration No: 05/RA-I/2019
Salem - 636 004.

REGISTERED STRUCTURAL ENGINEER :

P. SIVAGAMI, M.E(Struct).,
Structural Engineer
Mukesh & Associates
Consultants & Engineers
Division - 2
Narasothipatty, Salem -636 004.
Reg. No: DTCP/SALEM/RSE-I/005/2020



Section-'A-A'

Scale 1:100



Elevation

Scale 1:100

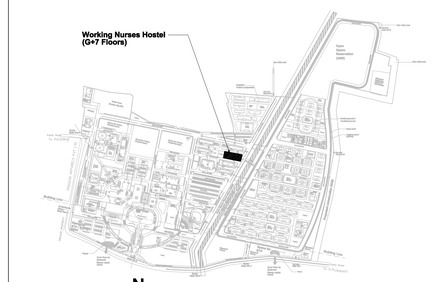

N

Key Plan

Sheet Number	**: 3 of 3**
Building Name	**: Proposed Working Nurses Hostel (G+7 Floors)**
Block Number	**: 17 of 42**
Title	**: Section-'A-A' & Elevation**

PLAN SHOWING THE PROPOSED WORKING NURSES HOSTEL (G+7 Floors) BUILDING AT AIIMS MADURAI ., S.NO: 12/1, 12/2, 22/4, 23/2B, 23/3, 23/4B, 23/5, 23/6B,23/7B, 23/8, 23/9,24, 25/1, 25/2, 25/3, 26/2, 30, 31/1,32/1,33/1,34/1, 35, 36, 37/1, 38/1, 39, 40, 41, 42/1, 42/2, 43/1, 44/1,44/2, 45/1, 45/2, 46/1, 46/2, 47/1, 47/2, 47/3, 48/1, 48/2, 48/3,49/1, 49/2, 49/3, 50/1, 50/2, 50/3 , 53/1, K.PUDUPATTI VILLAGE, THIRUPPARANKUNDRAM TALUK, MADURAI DISTRICT, TAMIL NADU FOR SETTING UP OF ALL INDIA INSTITUTE OF MEDICAL SCIENCES (AIIMS), MADURAI. (SUPPORTED BY JICA) Loan No. - ID- P291 UNDER PMSSY DIVISION, MINISTRY OF HEALTH & FAMILY WELFARE GOVERNMENT OF INDIA.

NOTE : ALL DIMENSIONS ARE IN METRE

SPECIFICATION :

FOUNDATION	: Minimum of RCC 1:11/2:3 M25 Concrete Column footing Laid Over sand filling and PCC 1:4:8.
RCC WORK	: All Column, Beams, Roof Slab, Lintel,& Sunshade are in Minimum of RCC 1:11/2:3(M-25)
BRICKWORK	: B.W in Basement & Superstructure are in CM 1:5.
JOINERY	: Joineries are made with UPVC / Aluminium / Steel (or) first class teak wood.
WEATHERING COURSE	: 9" x 9" Pressed Tiles laid over the Brick Jelly with Lime mortor and sloped with water proofing compound.
PLASTERING	: Ceiling plastering with CM 1:3Inside & Outside walls are plastering with CM 1:4.
PAINTING	: White washing with two coats over the one coat of primer for Ceiling.Colour washing with two coats over one coat of primer for all Walls.

SCHEDULE OF JOINERIES

D	1.20 x 2.40	Single Door
D/V	1.20 x 2.40	Single Door with Ventilator
D1/V	1.00 x 2.40	Single Door with Ventilator
D1	1.00 x 2.40	Single Door
D1a	1.05 x 2.40	Door
D3	0.80 x 2.10	Door
D4	0.60 x 1.80	Door
DD1	1.80 x 2.40	Double Door
DD2	1.50 x 2.40	Double Door
FRDD1	1.80 x 2.40	Fire Rated Double Door
FRDD2	1.50 x 2.40	Fire Rated Double Door
FRD1	1.20 x 2.40	Fire Rated Door
FRD2	1.00 x 2.40	Fire Rated Door
FDD1	1.20 x 2.40	Double Door
W	0.75 x 1.50	Window
W1	1.00 x 1.50	Window
W4	1.80 x 1.50	Window
RV1	0.60 x 0.60	Ventilator
RV2	0.90 x 0.30	Ventilator
V3	1.20 x 0.60	Ventilator

COLOUR INDEX :

PROPOSED
BOUNDARY
ROAD
DRIVEWAY

REFERENCE :

N

DRAWING TITLE :

Section-'A-A' & Elevation

APPLICANT :

लेफ्टिनेंट-कर्नल एलेक्स देवरानी
Lt. Col Alex Devrani
अधीक्षण अभियंता / Superintending Engineer
आल इंडिया इंस्टीट्यूट ऑफ मेडिकल साइंसेस, मदुरै
All India Institute of Medical Sciences, Madurai
स्वास्थ्य और परिवार कल्याण मंत्रालय, भारत सरकार
Ministry of Health and Family Welfare, Govt of India

All India Institute of Medical Sciences (AIIMS)
Madurai, Tamil Nadu
Under PMSSY Division, Ministry of Health & Family Welfare, Government of India

ARCHITECT / REGISTERED ENGINEER :

D. MUKESH
Registered Architect,
Council of Architecture,
(CA/91/12779)
Registered Architect Grade-I, DTCP,
Registration No: 05/RA-I/2019
Salem - 636 004.

REGISTERED STRUCTURAL ENGINEER :

P. SIVAGAMI, M.E(Struct).,
Structural Engineer
Mukesh & Associates
Consultants & Engineers
Division - 2,
Narasothipatty, Salem -636 004
Reg. No: DTCP/SALEM/RSE-1/005/2020

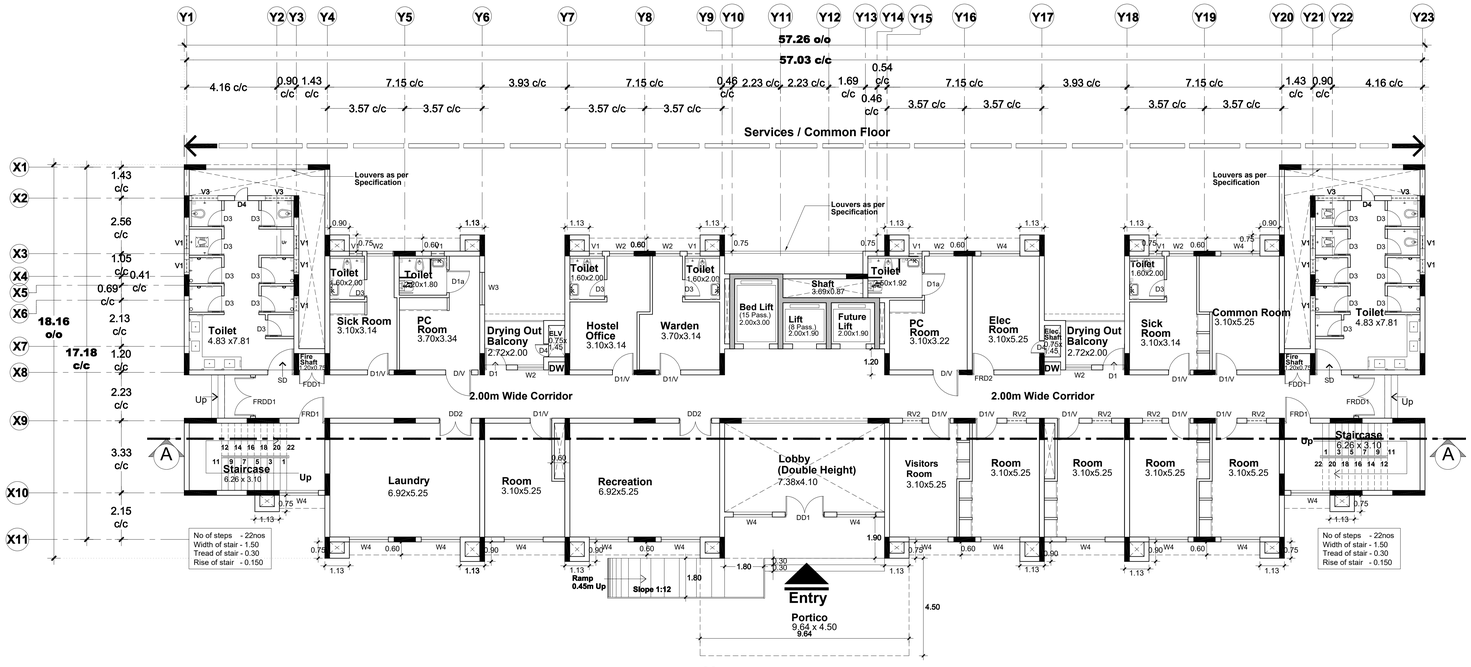

Ground Floor Plan

Scale 1:100

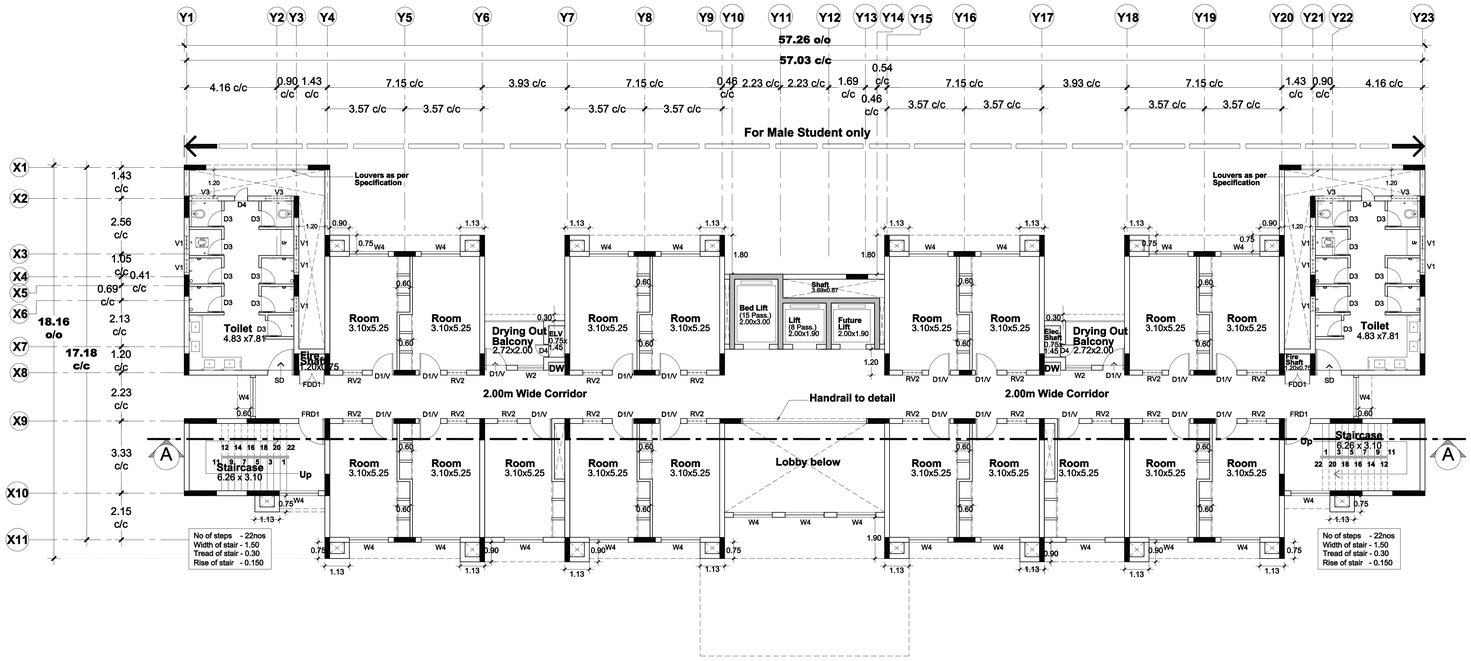

First Floor Plan

Scale 1:100

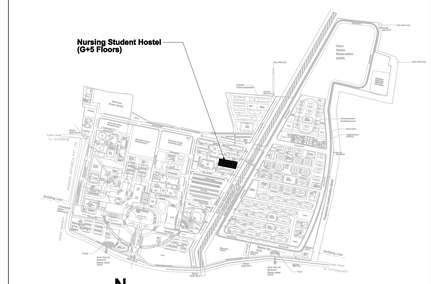

Key Plan

Sheet Number	: 1 of 3
Building Name	: Proposed Nursing Student Hostel (G+5 Floors)
Block Number	: 18 of 42
Title	: Ground & First Floor Plan

PLAN SHOWING THE PROPOSED NURSING STUDENT HOSTEL (G+5 Floors) BUILDING AT AIIMS MADURAI ., S.NO: 12/1, 12/2, 22/4, 23/2B, 23/3, 23/4B, 23/5, 23/6B,23/7B, 23/8, 23/9,24, 25/1, 25/2, 25/3, 26/2, 30, 31/1,32/1,33/1,34/1, 35, 36, 37/1, 38/1, 39, 40, 41, 42/1, 42/2, 43/1, 44/1,44/2, 45/1, 45/2, 46/1, 46/2, 47/1, 47/2, 47/3, 48/1, 48/2, 48/3,49/1, 49/2, 49/3, 50/1, 50/2, 50/3 , 53/1, K.PUDUPATTI VILLAGE, THIRUPPARANKUNDRAM TALUK, MADURAI DISTRICT, TAMIL NADU FOR SETTING UP OF ALL INDIA INSTITUTE OF MEDICAL SCIENCES (AIIMS), MADURAI. (SUPPORTED BY JICA) Loan No. - ID- P291 UNDER PMSSY DIVISION, MINISTRY OF HEALTH & FAMILY WELFARE GOVERNMENT OF INDIA.

NOTE : ALL DIMENSIONS ARE IN METRE

SPECIFICATION :

FOUNDATION	:	RCC 1:11/2:3 M25 Concrete Column footing Laid Over sand filling and PCC 1:4:8.
RCC WORK	:	All Column, Beams, Roof Slab, Lintel,& Sunshade are in CC 1:11/2:3(M-25)
BRICKWORK	:	B.W in Basement & Superstructure are in CM 1:5.
JOINERY	:	Joineries are made with Steel (or) first class teak wood.
WEATHERING COURSE	:	9" x 9" Pressed Tiles laid over the Brick Jelly with Lime mortor and sloped with water proofing compound.
PLASTERING	:	Ceiling plastering with CM 1:3Inside & Outside walls are plastering with CM 1:4.
PAINTING	:	White washing with two coats over the one coat of primer for Ceiling.Colour washing with two coats over one coat of primer for all Walls.

SCHEDULE OF JOINERIES

D	1.20 x 2.40	Single Door
D/V	1.20 x 2.40	Single Door with Ventilator
D1/V	1.00 x 2.40	Single Door with Ventilator
D1	1.00 x 2.40	Single Door
D1a	1.05 x 2.40	Door
D3	0.80 x 2.10	Door
D4	0.60 x 1.80	Door
SD	1.80 x 2.40	Door
DD1	1.80 x 2.40	Double Door
DD2	1.50 x 2.40	Double Door
FRDD1	1.80 x 2.40	Fire Rated Double Door
FRDD2	1.50 x 2.40	Fire Rated Double Door
FRD1	1.20 x 2.40	Fire Rated Door
FRD2	1.00 x 2.40	Fire Rated Door
FDD1	1.20 x 2.40	Double Door
W2	1.20 x 1.50	Window
W3	1.50 x 1.50	Window
W4	1.80 x 1.50	Window
V1	0.60 x 0.60	Ventilator
RV2	0.90 x 0.30	Ventilator
V3	1.20 x 0.60	Ventilator

COLOUR INDEX :

PROPOSED
BOUNDARY
ROAD
DRIVEWAY

REFERENCE :

N

DRAWING TITLE :

Ground & First Floor Plan

APPLICANT :

डॉ.अलोक देवरानी
Lt. Col Alok Devrani
अधीक्षण अभियंता / Superintending Engineer
अखिल भारतीय आयुर्विज्ञान संस्थान, मदुरै
All India Institute of Medical Sciences (AIIMS), Madurai
सम्पर्क: पी.एम.एस.एस.वाय. डिवीजन, भारत सरकार
Ministry of Health and Family Welfare, Govt of India

All India Institute of Medical Sciences (AIIMS)
Madurai, Tamil Nadu
Under PMSSY Division, Ministry of Health & Family Welfare, Government of India

ARCHITECT / REGISTERED ENGINEER :

D. MUKESH
Registered Architect,
Council of Architecture,
(CA/90/12779)
Registered Architect Grade-I, DTCP,
Registration No: 05/RA-I/2019
Salem - 636 004.

REGISTERED STRUCTURAL ENGINEER :

P. SIVAGAMI., M.E(Struct)..
Structural Engineer
Mukesh & Associates
Consultants & Engineers
Division - 2
Narasothipatty, Salem - 636 004.
Reg. No: DTCP/SALEM/RSE-1/005/2020

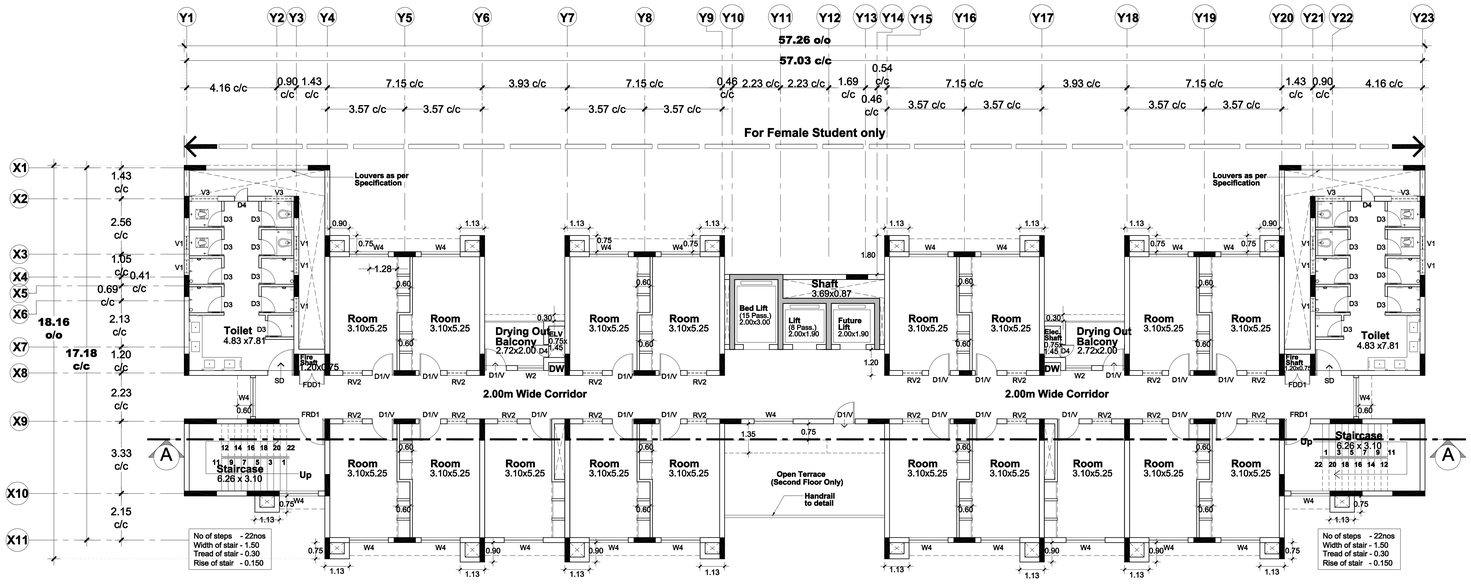

N

Typical Floor Plan (Second to Fifth)

Scale 1:100

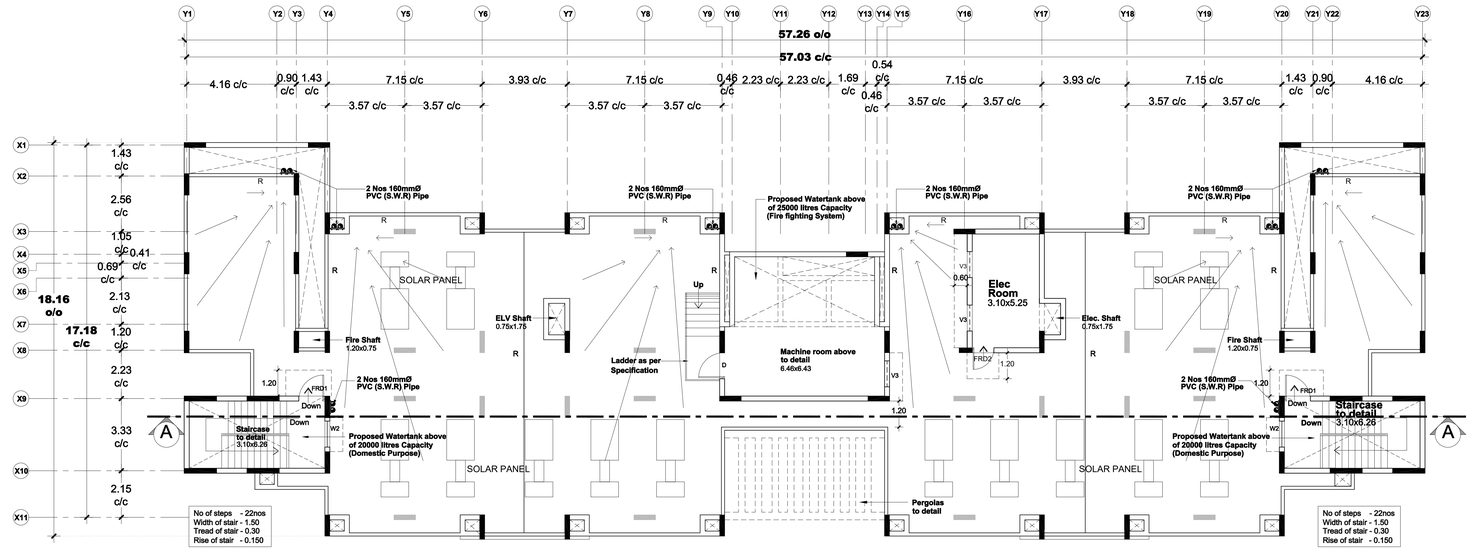

N

Terrace Floor Plan (Partly 6th floor - Electrical Room)

Scale 1:100

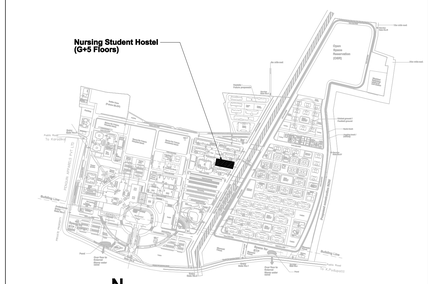

N

Key Plan

Sheet Number	: 2 of 3
Building Name	: Proposed Nursing Student Hostel (G+5 Floors)
Block Number	: 18 of 42
Title	: Typical Floor Plan & Terrace Floor Plan (Second To Fifth Floor Plan)

PLAN SHOWING THE PROPOSED NURSING STUDENT HOSTEL (G+5 Floors) BUILDING AT AIIMS MADURAI ., S.NO: 12/1, 12/2, 22/4, 23/2B, 23/3, 23/4B, 23/5, 23/6B,23/7B, 23/8, 23/9,24, 25/1, 25/2, 25/3, 26/2, 30, 31/1,32/1,33/1,34/1, 35, 36, 37/1, 38/1, 39, 40, 41, 42/1, 42/2, 43/1, 44/1,44/2, 45/1, 45/2, 46/1, 46/2, 47/1, 47/2, 47/3, 48/1, 48/2, 48/3,49/1, 49/2, 49/3, 50/1, 50/2, 50/3 , 53/1, K.PUDUPATTI VILLAGE, THIRUPPARANKUNDRAM TALUK, MADURAI DISTRICT, TAMIL NADU FOR SETTING UP OF ALL INDIA INSTITUTE OF MEDICAL SCIENCES (AIIMS), MADURAI. (SUPPORTED BY JICA) Loan No. - ID- P291 UNDER PMSSY DIVISION, MINISTRY OF HEALTH & FAMILY WELFARE GOVERNMENT OF INDIA.

NOTE : ALL DIMENSIONS ARE IN METRE

SPECIFICATION :

FOUNDATION	: RCC 1:11/2:3 M25 Concrete Column footing Laid Over sand filling and PCC 1:4:8.
RCC WORK	: All Column, Beams, Roof Slab, Lintel,& Sunshade are in CC 1:11/2:3(M-25)
BRICKWORK	: B.W in Basement & Superstructure are in CM 1:5.
JOINERY	: Joineries are made with Steel (or) first class teak wood.
WEATHERING COURSE	: 9" x 9" Pressed Tiles laid over the Brick Jelly with Lime mortor and sloped with water proofing compound.
PLASTERING	: Ceiling plastering with CM 1:3Inside & Outside walls are plastering with CM 1:4.
PAINTING	: White washing with two coats over the one coat of primer for Ceiling.Colour washing with two coats over one coat of primer for all Walls.

SCHEDULE OF JOINERIES

D	1.20 x 2.40	Single Door
D/V	1.20 x 2.40	Single Door with Ventilator
D1/V	1.00 x 2.40	Single Door with Ventilator
D1	1.00 x 2.40	Single Door
D1a	1.05 x 2.40	Door
D3	0.80 x 2.10	Door
D4	0.60 x 1.80	Door
SD	1.80 x 2.40	Door
DD1	1.80 x 2.40	Double Door
DD2	1.50 x 2.40	Double Door
FRDD1	1.80 x 2.40	Fire Rated Double Door
FRDD2	1.50 x 2.40	Fire Rated Double Door
FRD1	1.20 x 2.40	Fire Rated Door
FRD2	1.00 x 2.40	Fire Rated Door
FDD1	1.20 x 2.40	Double Door
W2	1.20 x 1.50	Window
W3	1.50 x 1.50	Window
W4	1.80 x 1.50	Window
V1	0.60 x 0.60	Ventilator
RV2	0.90 x 0.30	Ventilator
V3	1.20 x 0.60	Ventilator

COLOUR INDEX :

PROPOSED
BOUNDARY
ROAD
DRIVEWAY

REFERENCE :

N

DRAWING TITLE :

Typical Floor Plan (Second to Fifth Floor Plan)& Terrace Floor Plan (Partly 6th floor - Electrical Room)

APPLICANT :

लेफ्टिनेंट कर्नल आलोक देवरानी
Lt. Col Alok Devrani
अधीक्षण अभियंता (Superintending Engineer
अखिल भारतीय आयुर्विज्ञान संस्थान, मदुरै
All India Institute of Medical Sciences, Madurai
स्वास्थ्य और परिवार कल्याण मंत्रालय, भारत सरकार
Ministry of Health and Family Welfare, Govt of India

All India Institute of Medical Sciences (AIIMS) Madurai, Tamil Nadu
Under PMSSY Division, Ministry of Health & Family Welfare, Government of India

ARCHITECT / REGISTERED ENGINEER :

D. MUKESH
Registered Architect,
Council of Architecture,
(CA/90/12779)
Registered Architect Grade-I, DTCP,
Registration No: 05/RA-I/2019
Salem - 636 004.

REGISTERED STRUCTURAL ENGINEER :

P. SIVAGAMI, M.E(Struct).,
Structural Engineer
Mukesh & Associates
Consultants & Engineers
Division - 2,
Narasothipatty, Salem - 636 004.
Reg. No: DTCP/SALEM/RSE-1/005/2020

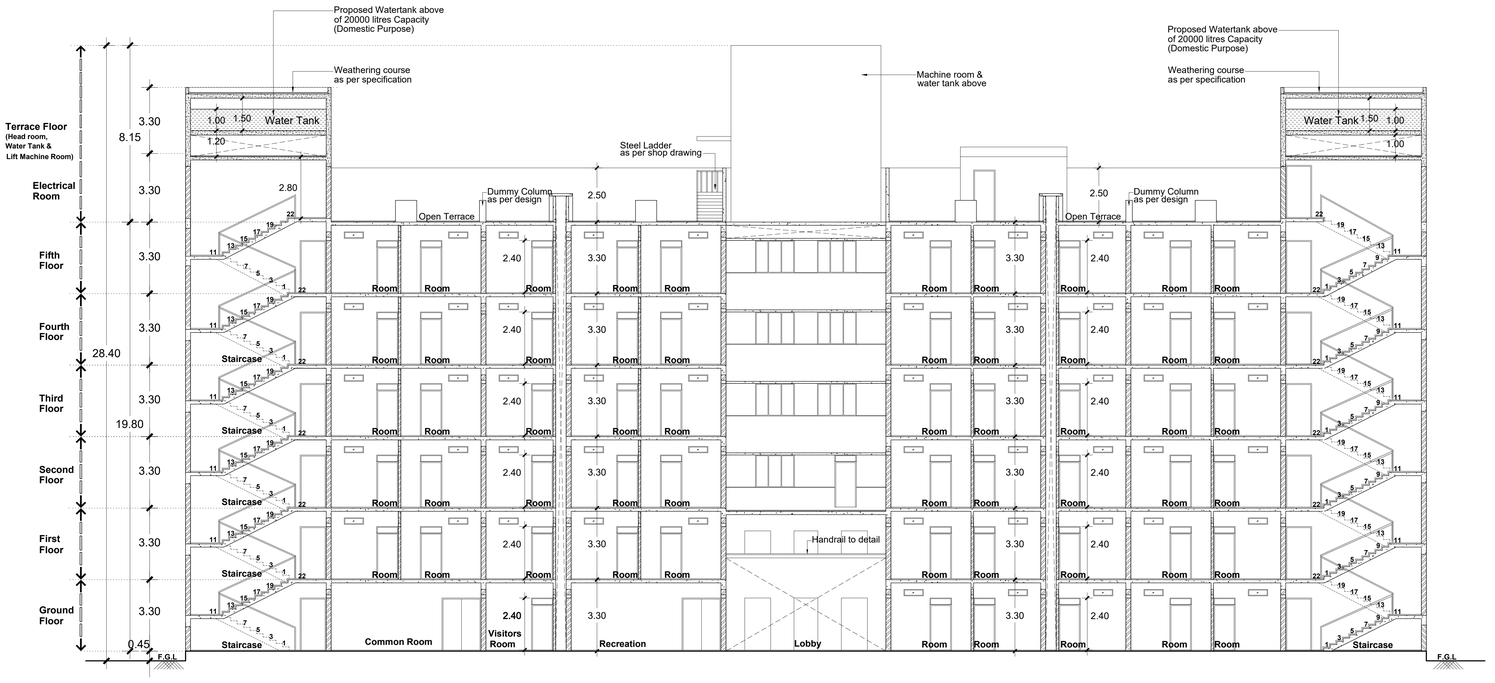

Section-'A-A'

Scale 1:100



Elevation

Scale 1:100

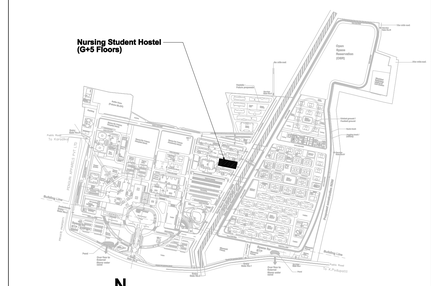

N

Key Plan

Sheet Number : 3 of 3
Building Name : Proposed Nursing Student Hostel (GF+5 Floors)
Block Number : 18 of 42
Title : Section-'A-A' & Elevation

PLAN SHOWING THE PROPOSED NURSING STUDENT HOSTEL (G+5 Floors) BUILDING AT AIIMS MADURAI ., S.NO: 12/1, 12/2, 22/4, 23/2B, 23/3, 23/4B, 23/5, 23/6B,23/7B, 23/8, 23/9,24, 25/1, 25/2, 25/3, 26/2, 30, 31/1,32/1,33/1,34/1, 35, 36, 37/1, 38/1, 39, 40, 41, 42/1, 42/2, 43/1, 44/1,44/2, 45/1, 45/2, 46/1, 46/2, 47/1, 47/2, 47/3, 48/1, 48/2, 48/3,49/1, 49/2, 49/3, 50/1, 50/2, 50/3 , 53/1, K.PUDUPATTI VILLAGE, THIRUPPARANKUNDRAM TALUK, MADURAI DISTRICT, TAMIL NADU FOR SETTING UP OF ALL INDIA INSTITUTE OF MEDICAL SCIENCES (AIIMS), MADURAI. (SUPPORTED BY JICA) Loan No. - ID- P291 UNDER PMSSY DIVISION, MINISTRY OF HEALTH & FAMILY WELFARE GOVERNMENT OF INDIA.

NOTE : ALL DIMENSIONS ARE IN METRE

SPECIFICATION :

FOUNDATION	: RCC 1:11/2:3 M25 Concrete Column footing Laid Over sand filling and PCC 1:4:8.
RCC WORK	: All Column, Beams, Roof Slab, Lintel,& Sunshade are in CC 1:11/2:3(M-25)
BRICKWORK	: B.W in Basement & Superstructure are in CM 1:5.
JOINERY	: Joineries are made with Steel (or) first class teak wood.
WEATHERING COURSE	: 9" x 9" Pressed Tiles laid over the Brick Jelly with Lime mortor and sloped with water proofing compound.
PLASTERING	: Ceiling plastering with CM 1:3Inside & Outside walls are plastering with CM 1:4.
PAINTING	: White washing with two coats over the one coat of primer for Ceiling.Colour washing with two coats over one coat of primer for all Walls.

SCHEDULE OF JOINERIES

D	1.20 x 2.40	Single Door
D/V	1.20 x 2.40	Single Door with Ventilator
D1/V	1.00 x 2.40	Single Door with Ventilator
D1	1.00 x 2.40	Single Door
D1a	1.05 x 2.40	Door
D3	0.80 x 2.10	Door
D4	0.60 x 1.80	Door
SD	1.80 x 2.40	Door
DD1	1.80 x 2.40	Double Door
DD2	1.50 x 2.40	Double Door
FRDD1	1.80 x 2.40	Fire Rated Double Door
FRDD2	1.50 x 2.40	Fire Rated Double Door
FRD1	1.20 x 2.40	Fire Rated Door
FRD2	1.00 x 2.40	Fire Rated Door
FDD1	1.20 x 2.40	Double Door
W2	1.20 x 1.50	Window
W3	1.50 x 1.50	Window
W4	1.80 x 1.50	Window
V1	0.60 x 0.60	Ventilator
RV2	0.90 x 0.30	Ventilator
V3	1.20 x 0.60	Ventilator

COLOUR INDEX :

PROPOSED
BOUNDARY
ROAD
DRIVEWAY

REFERENCE :

N

DRAWING TITLE :

Section-'A-A' & Elevation

APPLICANT :

लेफ्टिनेंट कर्नल आलोक देवरानी
Lt. Col Alok Devrani
अधीक्षण अभियंता / Superintending Engineer
अखिल भारतीय आयुर्विज्ञान संस्थान, मदुरै
All India Institute of Medical Sciences, Madurai
स्वास्थ्य और परिवार कल्याण मंत्रालय, भारत सरकार
Ministry of Health and Family Welfare, Govt of India

All India Institute of Medical Sciences (AIIMS)
Madurai, Tamil Nadu
Under PMSSY Division, Ministry of Health & Family Welfare, Government of India

ARCHITECT / REGISTERED ENGINEER :

D. MUKESH
Registered Architect,
Council of Architecture,
(CA/90/12779)
Registered Architect Grade-I, DTCP,
Registration No: 05/RA-I/2019
Salem - 636 004.

REGISTERED STRUCTURAL ENGINEER :

P. SIVAGAMI, M.E(Struct)., Structural Engineer
Mukesh & Associates
Consultants & Engineers
Division - 2,
Narasothipatty, Salem - 636 004.
Reg. No: DTCP/SALEM/RSE-1/005/2020

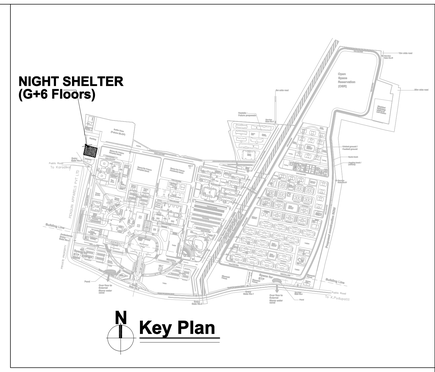

Sheet Number	**: 1 of 3**
Building Name	**: Proposed Night Shelter (G+5 Floors)**
Block Number	**: 19 of 42**
Title	**: Ground & First Floor Plan**

PLAN SHOWING THE PROPOSED NIGHT SHELTER BUILDING (G+5 Floors) BUILDING AT AIIMS MADURAI ., S.NO: 12/1, 12/2, 22/4, 23/2B, 23/3, 23/4B, 23/5, 23/6B,23/7B, 23/8, 23/9,24, 25/1, 25/2, 25/3, 26/2, 30, 31/1,32/1,33/1,34/1, 35, 36, 37/1, 38/1, 39, 40, 41, 42/1, 42/2, 43/1, 44/1,44/2, 45/1, 45/2, 46/1, 46/2, 47/1, 47/2, 47/3, 48/1, 48/2, 48/3,49/1, 49/2, 49/3, 50/1, 50/2, 50/3 , 53/1, K.PUDUPATTI VILLAGE, THIRUPPARANKUNDRAM TALUK, MADURAI DISTRICT, TAMIL NADU FOR SETTING UP OF ALL INDIA INSTITUTE OF MEDICAL SCIENCES (AIIMS), MADURAI. (SUPPORTED BY JICA) Loan No. - ID- P291 UNDER PMSSY DIVISION, MINISTRY OF HEALTH & FAMILY WELFARE GOVERNMENT OF INDIA.

NOTE : ALL DIMENSIONS ARE IN METRE

SPECIFICATION :

FOUNDATION	: Minimum of RCC 1:11/2:3 M25 Concrete Column footing Laid Over sand filling and PCC 1:4:8.
RCC WORK	: All Column, Beams, Roof Slab, Lintel,& Sunshade are in Minimum of RCC 1:11/2:3(M-25)
BRICKWORK	: B.W in Basement & Superstructure are in CM 1:5.
JOINERY	: Joineries are made with UPVC / Aluminium / Steel (or) first class teak wood.
WEATHERING COURSE	: 9" x 9" Pressed Tiles laid over the Brick Jelly with Lime mortor and sloped with water proofing compound.
PLASTERING	: Ceiling plastering with CM 1:3Inside & Outside walls are plastering with CM 1:4.
PAINTING	: White washing with two coats over the one coat of primer for Ceiling.Colour washing with two coats over one coat of primer for all Walls.

SCHEDULE OF JOINERIES

D	1.20 x 2.40	DOOR
D1	1.00 x 2.40	SINGLE DOOR
D1a	1.05 x 2.40	SINGLE DOOR
D2	0.90 x 2.40	SINGLE DOOR
D3	0.80 x 2.10	DOUBLE DOOR
D4	0.60 x 2.10	ENTRANCE DOOR
DD1	1.80 X 2.40	DOUBLE DOOR
DD2	1.50 X 2.40	DOUBLE DOOR
DD3	1.60 X 2.40	DOUBLE DOOR
FRD1	1.20 x 2.40	FIRE RATED SINGLE DOOR
W1	0.75 x 1.50	WINDOW
W4	1.80 x 1.50	WINDOW
W5	2.40 x 1.50	WINDOW
V2	0.90x 0.60	VENTILATOR
V5	2.40 x 0.60	VENTILATOR

COLOUR INDEX :	REFERENCE :
PROPOSED	N
BOUNDARY	
ROAD	
DRIVEWAY	

DRAWING TITLE :

Ground & First Floor Plan

APPLICANT :

Lt. Col Alok Devrani
अधिशासी अभियंता / Superintending Engineer
अखिल भारतीय आयुर्विज्ञान संस्थान, मदुरै
All India Institute of Medical Sciences, Madurai
स्वास्थ्य और परिवार कल्याण मंत्रालय, भारत सरकार
Ministry of Health and Family Welfare, Govt of India

All India Institute of Medical Sciences (AIIMS)
Madurai, Tamil Nadu
Under PMSSY Division, Ministry of Health & Family Welfare, Government of India

ARCHITECT / REGISTERED ENGINEER :

D. MUKESH
Registered Architect,
Council of Architecture,
(CA/90/12779)
Registered Architect Grade-I, DTCP,
Registration No: 05/RA-I/2019
Salem - 636 004.

REGISTERED STRUCTURAL ENGINEER :

P. SIVAGAMI, M.E(Struct).,
Structural Engineer
Mukesh & Associates
Consultants & Engineers
Division - 2,
Narasothipatty, Salem - 636 004
Reg. No: DTCP/SALEM/RSE-1/005/2020

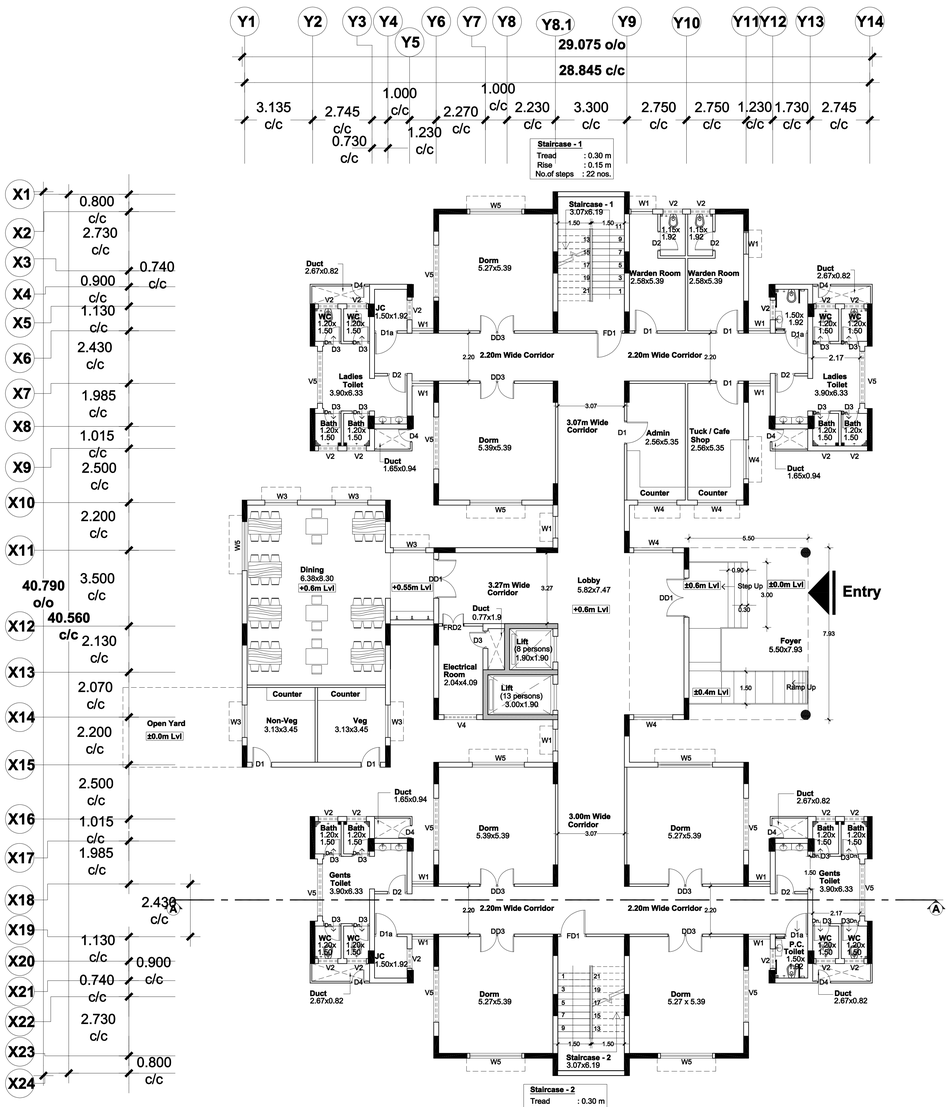

N
Ground Floor Plan
Scale 1:100

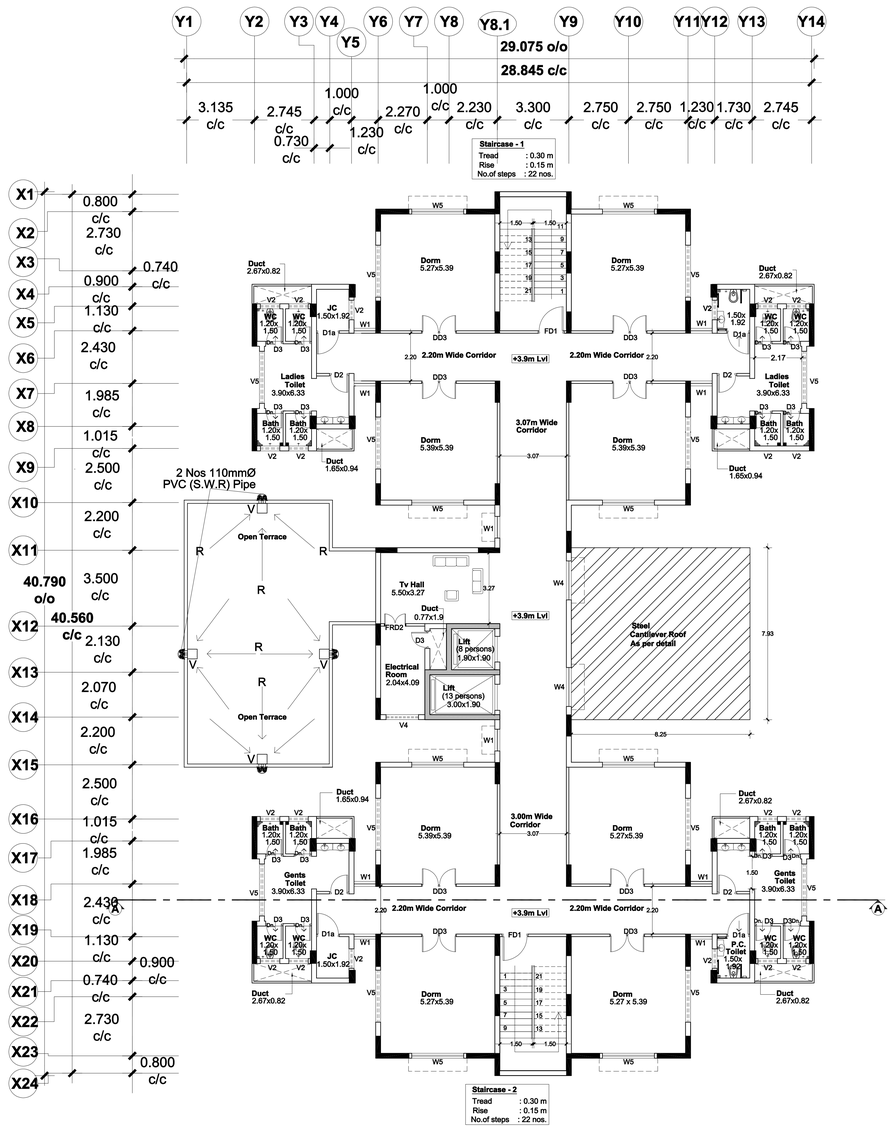

N
Typical Floor Plan
(First to Fourth)
Scale 1:100

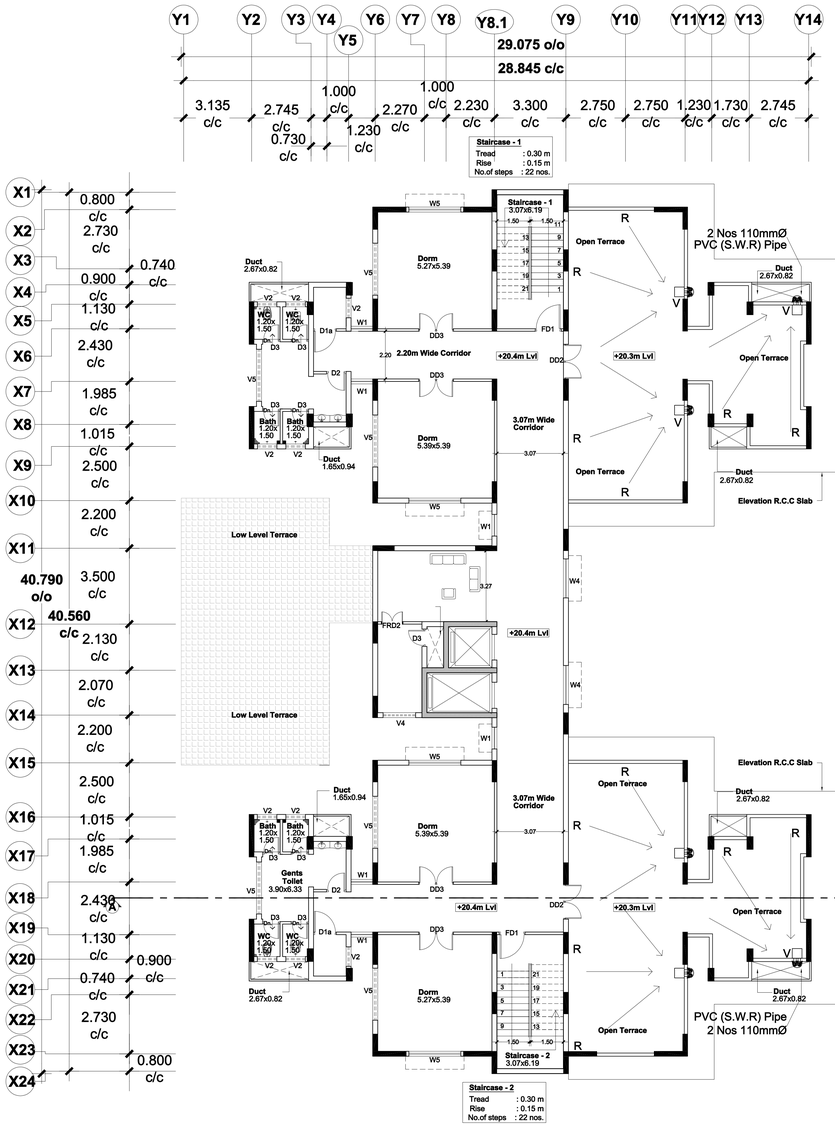

N **Fifth Floor Plan**
Scale 1:100



N **Terrace Floor Plan (Partly 6th floor - Electrical Room)**
Scale 1:100

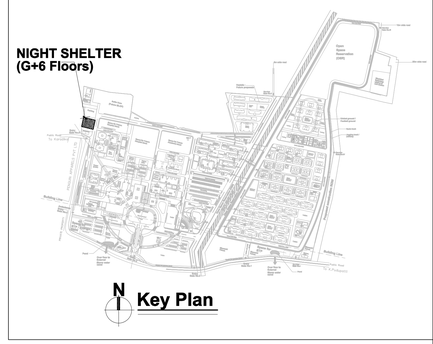

Sheet Number	**: 2 of 3**
Building Name	**: Proposed Night Shelter (G+5 Floors)**
Block Number	**: 19 of 42**
Title	**: Fifth And Terrace Floor Plan**

PLAN SHOWING THE PROPOSED NIGHT SHELTER BUILDING (G+5 Floors) BUILDING AT AIIMS MADURAI ., S.NO: 12/1, 12/2, 22/4, 23/2B, 23/3, 23/4B, 23/5, 23/6B,23/7B, 23/8, 23/9,24, 25/1, 25/2, 25/3, 26/2, 30, 31/1,32/1,33/1,34/1, 35, 36, 37/1, 38/1, 39, 40, 41, 42/1, 42/2, 43/1, 44/1,44/2, 45/1, 45/2, 46/1, 46/2, 47/1, 47/2, 47/3, 48/1, 48/2, 48/3,49/1, 49/2, 49/3, 50/1, 50/2, 50/3 , 53/1, K.PUDUPATTI VILLAGE, THIRUPPARANKUNDRAM TALUK, MADURAI DISTRICT, TAMIL NADU FOR SETTING UP OF ALL INDIA INSTITUTE OF MEDICAL SCIENCES (AIIMS), MADURAI. (SUPPORTED BY JICA) Loan No. - ID- P291 UNDER PMSSY DIVISION, MINISTRY OF HEALTH & FAMILY WELFARE GOVERNMENT OF INDIA.

NOTE : ALL DIMENSIONS ARE IN METRE

SPECIFICATION :

FOUNDATION	:	Minimum of RCC 1:11/2:3 M25 Concrete Column footing Laid Over sand filling and PCC 1:4:8.
RCC WORK	:	All Column, Beams, Roof Slab, Lintel,& Sunshade are in Minimum of RCC 1:11/2:3(M-25)
BRICKWORK	:	B.W in Basement & Superstructure are in CM 1:5.
JOINERY	:	Joineries are made with UPVC / Aluminium / Steel (or) first class teak wood.
WEATHERING COURSE	:	9" x 9" Pressed Tiles laid over the Brick Jelly with Lime mortor and sloped with water proofing compound.
PLASTERING	:	Ceiling plastering with CM 1:3Inside & Outside walls are plastering with CM 1:4.
PAINTING	:	White washing with two coats over the one coat of primer for Ceiling.Colour washing with two coats over one coat of primer for all Walls.

SCHEDULE OF JOINERIES

D	1.20 x 2.40	DOOR
D1	1.00 x 2.40	SINGLE DOOR
D1a	1.05 x 2.40	SINGLE DOOR
D2	0.90 x 2.40	SINGLE DOOR
D3	0.80 x 2.10	DOUBLE DOOR
D4	0.60 x 2.10	ENTRANCE DOOR
DD1	1.80 X 2.40	DOUBLE DOOR
DD2	1.50 X 2.40	DOUBLE DOOR
DD3	1.60 X 2.40	DOUBLE DOOR
FRD1	1.20 x 2.40	FIRE RATED SINGLE DOOR
W1	0.75 x 1.50	WINDOW
W4	1.80 x 1.50	WINDOW
W5	2.40 x 1.50	WINDOW
V2	0.90x 0.60	VENTILATOR
V5	2.40 x 0.60	VENTILATOR

COLOUR INDEX :

PROPOSED
BOUNDARY
ROAD
DRIVEWAY

REFERENCE :

DRAWING TITLE :

Fifth,Terrace Floor Plan (Partly 6th Floor - Electrical Room)

APPLICANT :

लेफ्टिनेंट कर्नल अलोक देवरानी
Lt. Col Alok Devrani
अधीक्षण अभियंता / Superintending Engineer
अखिल भारतीय आयुर्विज्ञान संस्थान, मदुरै
All India Institute of Medical Sciences, Madurai
स्वास्थ्य और परिवार कल्याण मंत्रालय, भारत सरकार
Ministry of Health and Family Welfare, Govt of India

All India Institute of Medical Sciences (AIIMS)
Madurai, Tamil Nadu
Under PMSSY Division, Ministry of Health & Family Welfare, Government of India

ARCHITECT / REGISTERED ENGINEER :

D. MUKESH
Registered Architect,
Council of Architecture,
(CA/90/12779)
Registered Architect Grade-I, DTCP,
Registration No: 05/RA-I/2019
Salem - 636 004.

REGISTERED STRUCTURAL ENGINEER :

P. SIVAGAMI, M.E(Struct).,
Structural Engineer
Mukesh & Associates
Consultants & Engineers
Division - 2,
Narasothipatty, Salem - 636 004.
Reg. No: DTCP/SALEM/RSE-1/005/2020

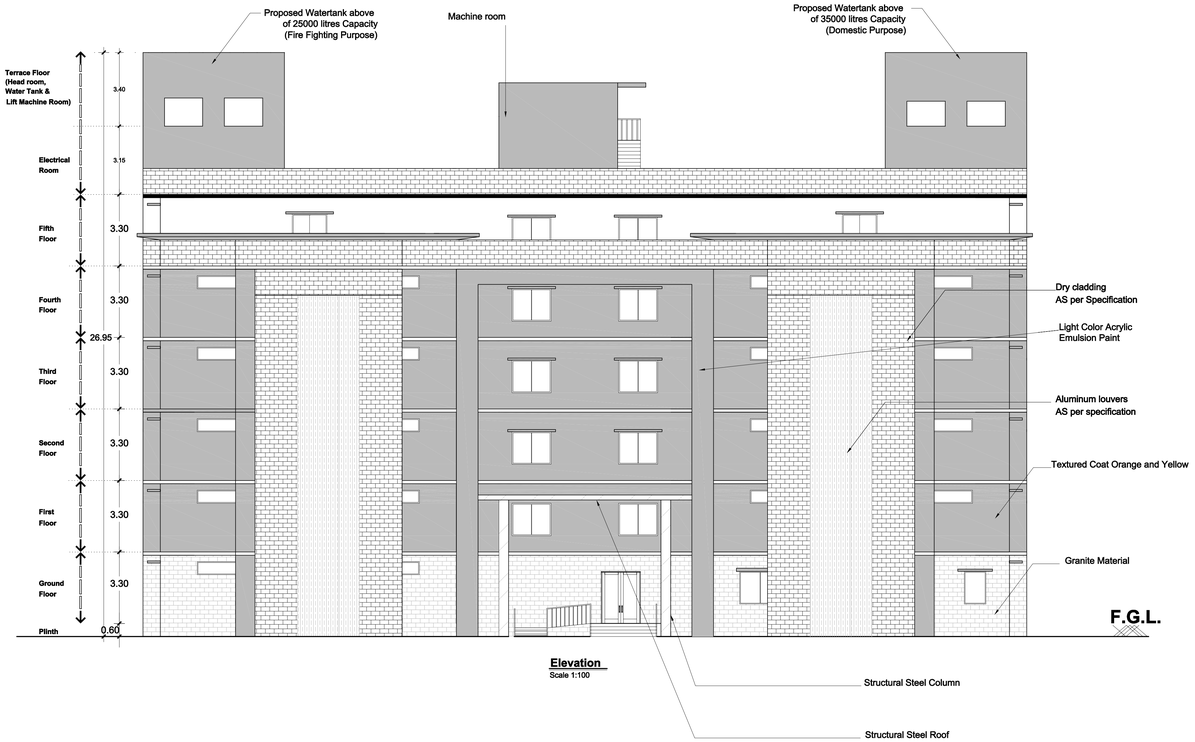

Elevation
Scale 1:100

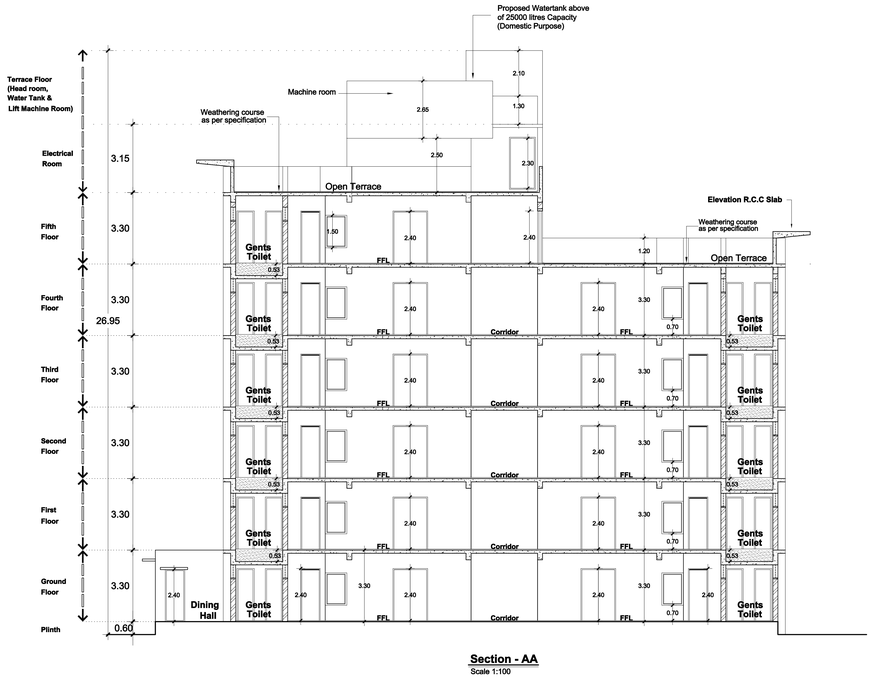

Section - AA
Scale 1:100

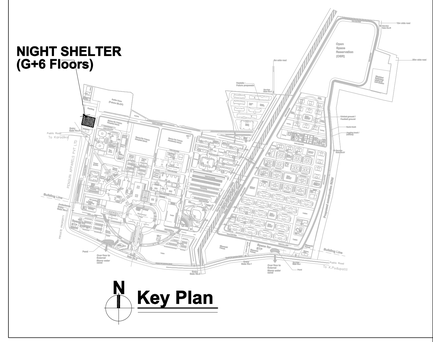

Sheet Number	**: 3 of 3**
Building Name	**: Proposed Night Shelter (G+5 Floors)**
Block Number	**: 19 of 42**
Title	**: Section & Elevation**

PLAN SHOWING THE PROPOSED NIGHT SHELTER BUILDING (G+5 Floors) BUILDING AT AIIMS MADURAI ., S.NO: 12/1, 12/2, 22/4, 23/2B, 23/3, 23/4B, 23/5, 23/6B,23/7B, 23/8, 23/9,24, 25/1, 25/2, 25/3, 26/2, 30, 31/1,32/1,33/1,34/1, 35, 36, 37/1, 38/1, 39, 40, 41, 42/1, 42/2, 43/1, 44/1,44/2, 45/1, 45/2, 46/1, 46/2, 47/1, 47/2, 47/3, 48/1, 48/2, 48/3,49/1, 49/2, 49/3, 50/1, 50/2, 50/3 , 53/1, K.PUDUPATTI VILLAGE, THIRUPPARANKUNDRAM TALUK, MADURAI DISTRICT, TAMIL NADU FOR SETTING UP OF ALL INDIA INSTITUTE OF MEDICAL SCIENCES (AIIMS), MADURAI. (SUPPORTED BY JICA) Loan No. - ID- P291 UNDER PMSSY DIVISION, MINISTRY OF HEALTH & FAMILY WELFARE GOVERNMENT OF INDIA.

NOTE : ALL DIMENSIONS ARE IN METRE

SPECIFICATION :

FOUNDATION	:	Minimum of RCC 1:11/2:3 M25 Concrete Column footing Laid Over sand filling and PCC 1:4:8.
RCC WORK	:	All Column, Beams, Roof Slab, Lintel,& Sunshade are in Minimum of RCC 1:11/2:3(M-25)
BRICKWORK	:	B.W in Basement & Superstructure are in CM 1:5.
JOINERY	:	Joineries are made with UPVC / Aluminium / Steel (or) first class teak wood.
WEATHERING COURSE	:	9" x 9" Pressed Tiles laid over the Brick Jelly with Lime mortor and sloped with water proofing compound.
PLASTERING	:	Ceiling plastering with CM 1:3Inside & Outside walls are plastering with CM 1:4.
PAINTING	:	White washing with two coats over the one coat of primer for Ceiling.Colour washing with two coats over one coat of primer for all Walls.

SCHEDULE OF JOINERIES

D	1.20 x 2.40	DOOR
D1	1.00 x 2.40	SINGLE DOOR
D1a	1.05 x 2.40	SINGLE DOOR
D2	0.90 x 2.40	SINGLE DOOR
D3	0.80 x 2.10	DOUBLE DOOR
D4	0.60 x 2.10	ENTRANCE DOOR
DD1	1.80 X 2.40	DOUBLE DOOR
DD2	1.50 X 2.40	DOUBLE DOOR
DD3	1.60 X 2.40	DOUBLE DOOR
FRD1	1.20 x 2.40	FIRE RATED SINGLE DOOR
W1	0.75 x 1.50	WINDOW
W4	1.80 x 1.50	WINDOW
W5	2.40 x 1.50	WINDOW
V2	0.90x 0.60	VENTILATOR
V5	2.40 x 0.60	VENTILATOR

COLOUR INDEX :	REFERENCE :
PROPOSED	
BOUNDARY	
ROAD	
DRIVEWAY	

DRAWING TITLE :

Section & Elevation

APPLICANT :

Lt. Col Alok Devrani
Superintending Engineer
All India Institute of Medical Sciences, Madurai
Ministry of Health and Family Welfare, Govt of India

All India Institute of Medical Sciences (AIIMS)
Madurai, Tamil Nadu
Under PMSSY Division, Ministry of Health & Family Welfare, Government of India

ARCHITECT / REGISTERED ENGINEER :

D. MUKESH
Registered Architect,
Council of Architecture,
(CA/90/12779)
Registered Architect Grade-I, DTCP,
Registration No: 05/RA-I/2019
Salem - 636 004.

REGISTERED STRUCTURAL ENGINEER :

P. SIVAGAMI, M.E(Struct)., Structural Engineer
Mukesh & Associates
Consultants & Engineers
Division - 2,
Narasothipatty, Salem- 636 004.
Reg. No: DTCP/SALEM/RSE-1/005/2020

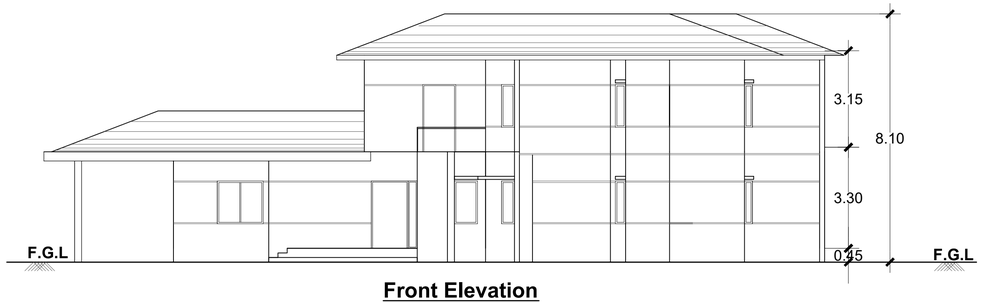

Front Elevation
Scale 1:100

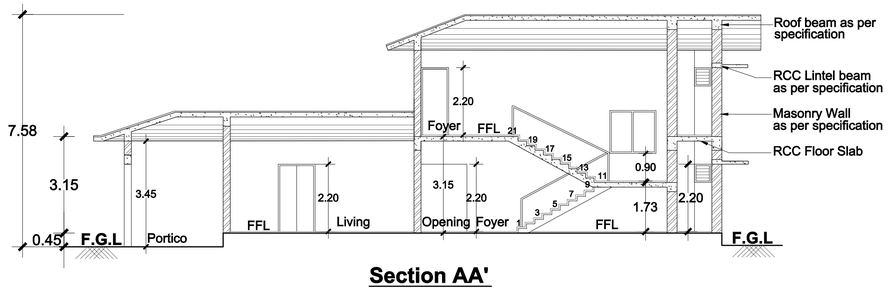

Section AA'
Scale 1:100

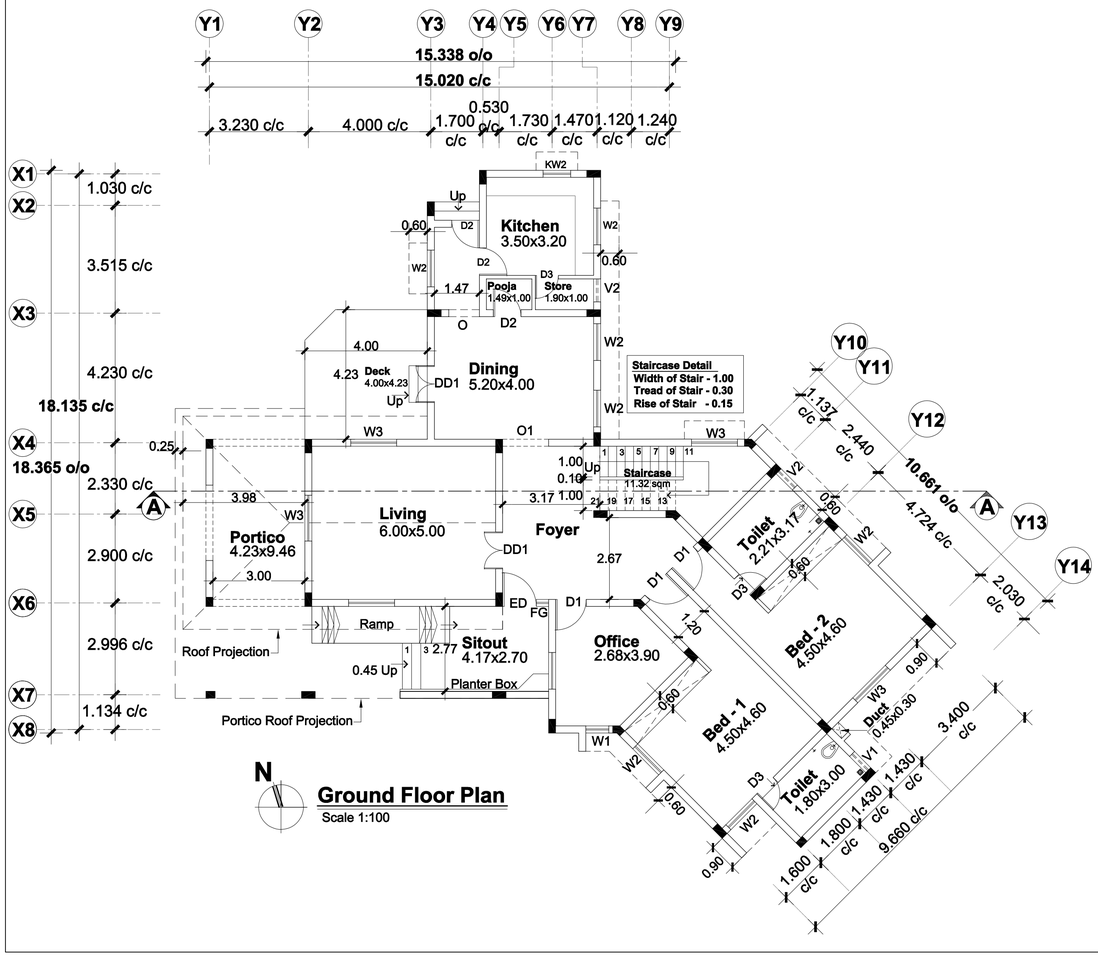

N

Ground Floor Plan
Scale 1:100

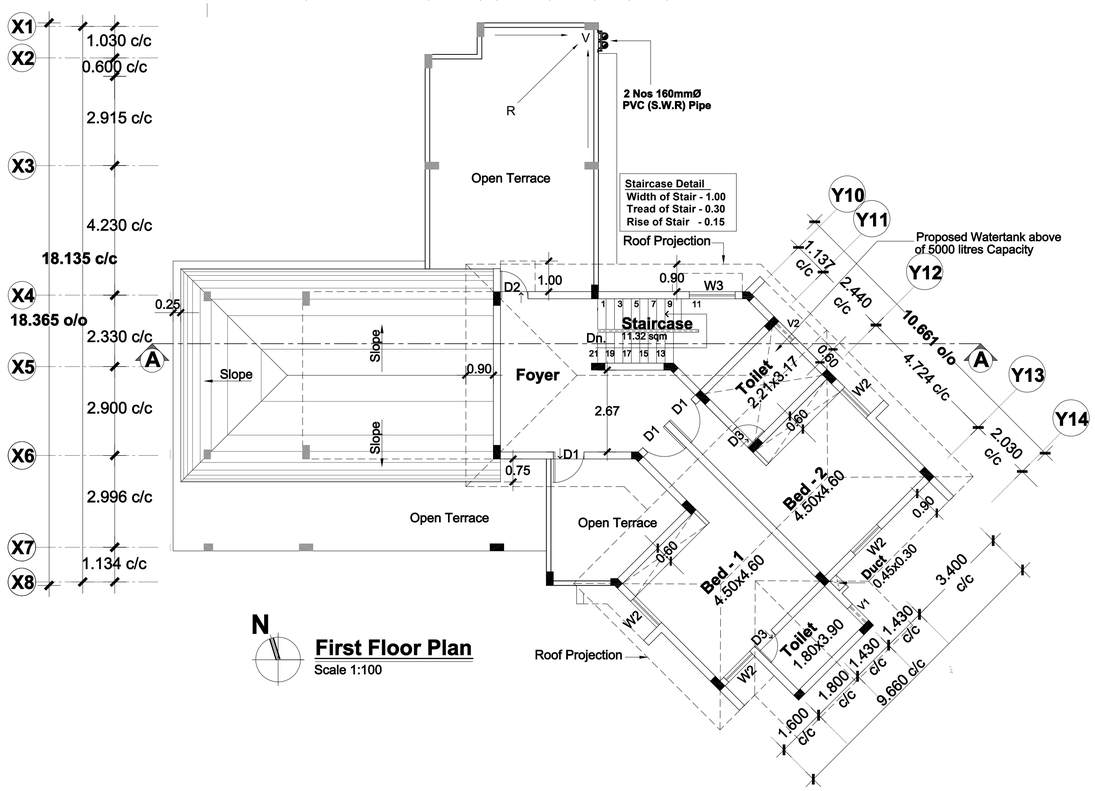

N

First Floor Plan
Scale 1:100

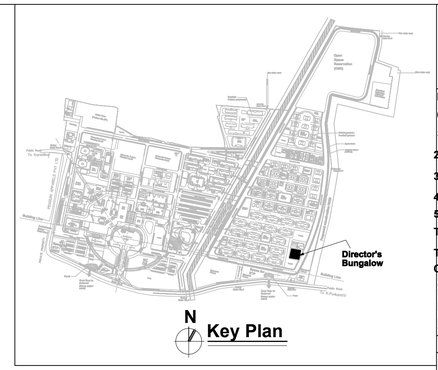

N

Key Plan

Sheet Number	:	1
Building Name	:	Proposed Director's Bungalow (G + 1 Floor)
Block Number	:	20 of 42
Title	:	Ground, First, Terrace Floor Plan, Elevation & Section.

PLAN SHOWING THE PROPOSED DIRECTOR'S BUNGALOW (G + 1FLOOR) BUILDING AT AIIMS MADURAI.,

S.NO: 12/1, 12/2, 22/4, 23/2B, 23/3, 23/4B, 23/5, 23/6B,23/7B, 23/8, 23/9,24, 25/1, 25/2, 25/3, 26/2, 30, 31/1,32/1,33/1,34/1, 35, 36, 37/1, 38/1, 39, 40, 41, 42/1, 42/2, 43/1, 44/1,44/2, 45/1, 45/2, 46/1, 46/2, 47/1, 47/2, 47/3, 48/1, 48/2, 48/3,49/1, 49/2, 49/3, 50/1, 50/2, 50/3 53/1, K.PUDUPATTI VILLAGE, THIRUPPARANKUNDRAM TALUK, MADURAI DISTRICT, TAMIL NADU FOR SETTING UP OF ALL INDIA INSTITUTE OF MEDICAL SCIENCES (AIIMS), MADURAI. (SUPPORTED BY JICA) Loan No. - ID- P291 UNDER PMSSY DIVISION, MINISTRY OF HEALTH & FAMILY WELFARE GOVERNMENT OF INDIA.

NOTE : ALL DIMENSIONS AREA IN METRE

SPECIFICATION :

FOUNDATION	:	Minimum of RCC 1:11/2:3 M25 Concrete Column footing Laid Over sand filling and PCC 1:4:8.
RCC WORK	:	All Column, Beams, Roof Slab, Lintel,& Sunshade are in Minimum of RCC 1:11/2:3(M-25)
BRICKWORK	:	B.W in Basement & Superstructure are in CM 1:5.
JOINERY	:	Joineries are made with UPVC / Aluminium / Steel (or) first class teak wood.
WEATHERING COURSE	:	0° x 0° Pressed Tiles laid over the Brick Jelly with Lime mortor and sloped with water proofing compound.
PLASTERING	:	Ceiling plastering with CM 1:3Inside & Outside walls are plastering with CM 1:4.
PAINTING	:	White washing with two coats over the one coat of primer for Ceiling.Colour washing with two coats over one coat of primer for all Walls.

SCHEDULE OF JOINERIES

ED	1.10 x 2.20	DOOR
D1	1.00 x 2.20	DOOR
D2	0.90 x 2.20	DOOR
D3	0.80 x 2.20	DOOR
DD1	1.20 x 2.20	DOUBLE DOOR
O1	1.50 x 2.20	OPENING
O	1.00 x 2.20	OPENING
CG	3.00 x 2.20	COLLAPSIBLE GATE
W1	0.75 x 1.40	WINDOW
W2	1.20 x 1.40	WINDOW
W3	1.50 x 1.40	WINDOW
KW2	0.90 x 1.00	WINDOW
FG	0.40 x 1.40	FIXED WINDOW
V2	0.75 x 0.60	VENTILATOR

COLOUR INDEX :	REFERENCE :
PROPOSED	
BOUNDARY	
ROAD	
DRIVEWAY	

N

DRAWING TITLE :

GROUND, FIRST, TERRACE FLOOR PLANS, SECTION & ELEVATION

APPLICANT :

लेफ्टिनेंट कर्नल आलोक देवरानी
Lt. Col Alok Devrani
अधीक्षण अभियंता / Superintending Engineer
अखिल भारतीय आयुर्विज्ञान संस्थान, मदुरै
All India Institute of Medical Sciences, Madurai
स्वास्थ्य और परिवार कल्याण मंत्रालय, भारत सरकार
Ministry of Health and Family Welfare, Govt of India

All India Institute of Medical Sciences (AIIMS)
Madurai, Tamil Nadu
Under PMSSY Division, Ministry of Health & Family Welfare, Government of India

ARCHITECT / REGISTERED ENGINEER :

D. MUKESH
Registered Architect,
Council of Architecture,
(CA/90/12779)
Registered Architect Grade-I, DTCP,
Registration No: 05/RA-I/2019
Salem - 636 004.

REGISTERED STRUCTURAL ENGINEER :

P. SIVAGAMI, M.E(Struct)., Structural Engineer
Mukesh & Associates
Consultants & Engineers
Division - 2,
Narasothipatty, Salem - 636004
Reg. No: DTCP/SALEM/RSE-1/005/2020

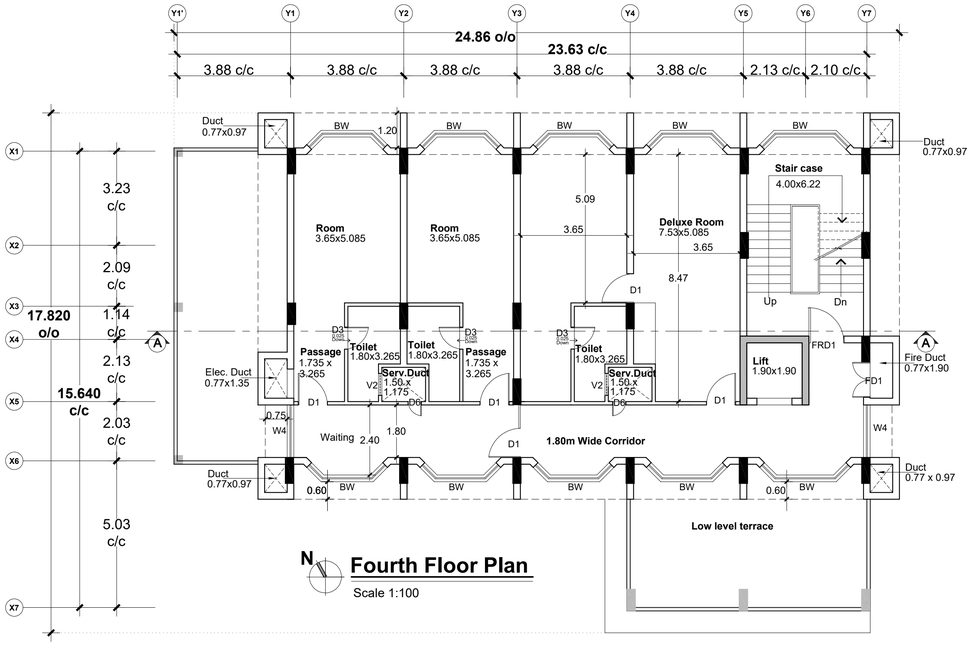

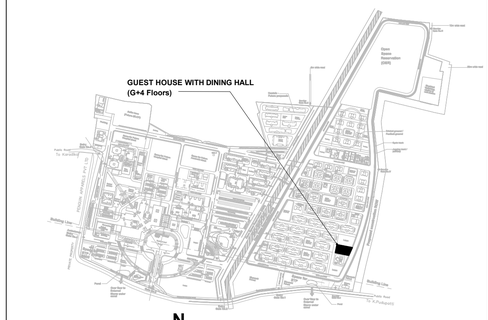

Sheet Number	**: 1 of 2**
Building Name	**: Proposed Guest House with Dining Hall (G+4 Floors)**
Block Number	**: 21 of 42**
Title	**: Ground, Typical (First to Third), Fourth Floor plans**

PLAN SHOWING THE PROPOSED GUEST HOUSE WITH DINING HALL AT AIIMS MADURAI ., S.NO: 12/1, 12/2, 22/4, 23/2B, 23/3, 23/4B, 23/5, 23/6B,23/7B, 23/8, 23/9,24, 25/1, 25/2, 25/3, 26/2, 30, 31/1,32/1,33/1,34/1, 35, 36, 37/1, 38/1, 39, 40, 41, 42/1, 42/2, 43/1, 44/1,44/2, 45/1, 45/2, 46/1, 46/2, 47/1, 47/2, 47/3, 48/1, 48/2, 48/3,49/1, 49/2, 49/3, 50/1, 50/2, 50/3 , 53/1, K.PUDUPATTI VILLAGE, THIRUPPARANKUNDRAM TALUK, MADURAI DISTRICT, TAMIL NADU FOR SETTING UP OF ALL INDIA INSTITUTE OF MEDICAL SCIENCES (AIIMS), MADURAI. (SUPPORTED BY JICA) Loan No. - ID- P291 UNDER PMSSY DIVISION, MINISTRY OF HEALTH & FAMILY WELFARE GOVERNMENT OF INDIA.

NOTE : ALL DIMENSIONS ARE IN METRE

SPECIFICATION :

FOUNDATION	:	Minimum of RCC 1:11/2:3 M25 Concrete Column footing Laid Over sand filling and PCC 1:4:8.
RCC WORK	:	All Column, Beams, Roof Slab, Lintel,& Sunshade are in Minimum of RCC 1:11/2:3(M-25)
BRICKWORK	:	B.W in Basement & Superstructure are in CM 1:5.
JOINERY	:	Joineries are made with UPVC / Aluminium / Steel (or) first class teak wood.
WEATHERING COURSE	:	9" x 9" Pressed Tiles laid over the Brick Jelly with Lime mortor and sloped with water proofing compound.
PLASTERING	:	Ceiling plastering with CM 1:3Inside & Outside walls are plastering with CM 1:4.
PAINTING	:	White washing with two coats over the one coat of primer for Ceiling.Colour washing with two coats over one coat of primer for all Walls.

SCHEDULE OF JOINERIES

D	1.50 x 2.40	DOOR
D1	1.20 x 2.40	DOOR
D2	1.00 x 2.40	DOOR
D3	0.90 x 2.40	DOOR
D6	0.80 x 2.20	DOOR
DD2	0.45 x 1.80	DOUBLE DOOR
FRD1	1.20 x 2.40	FIRE RATED DOOR
FRD2	1.00 x 2.40	FIRE RATED DOOR
FD1	1.20 x 2.20	FIRE DUCT DOOR
BW	3.00 x 1.50	BAY WINDOW
W2	1.20 x 1.50	WINDOW
W3	1.80 x 1.50	WINDOW
W5	2.40 x 1.50	WINDOW
KW5	2.40 x 1.00	WINDOW
KW2	1.20 x 1.00	WINDOW
V2	0.75 x 0.60	VENTILATOR

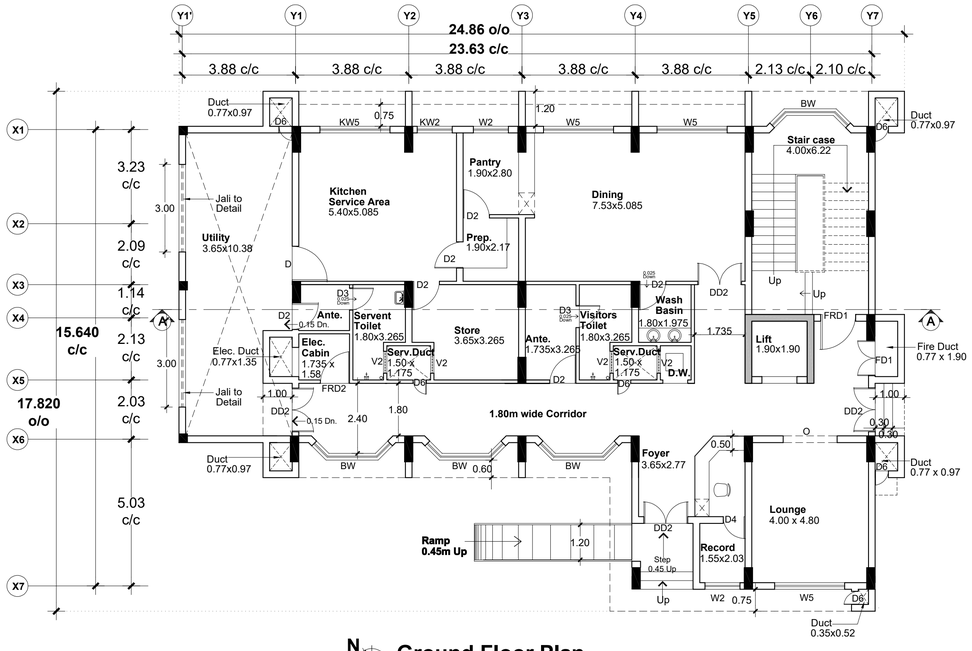

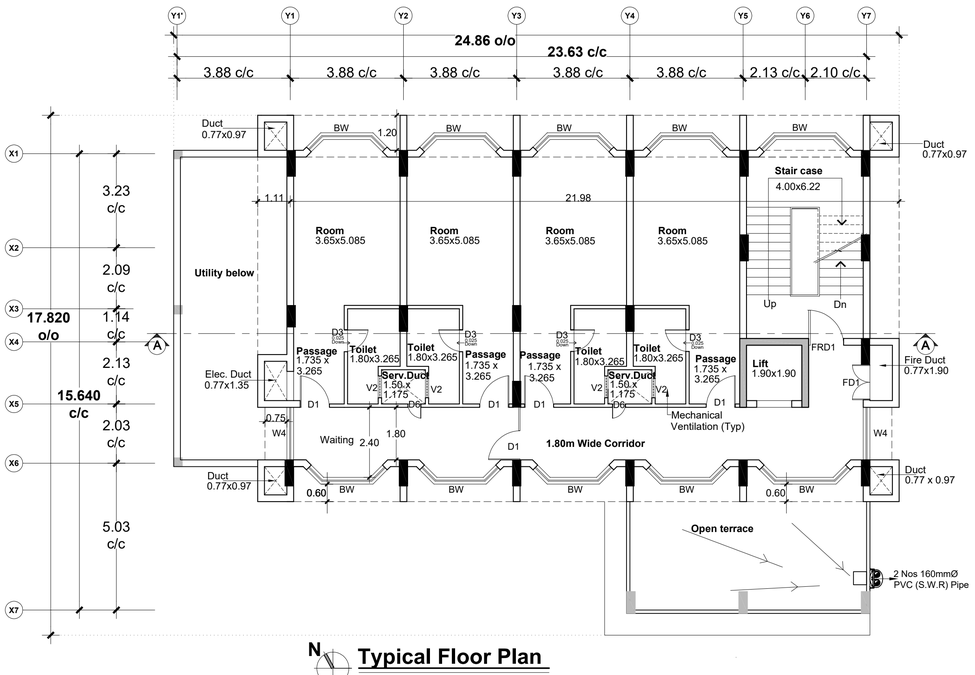

COLOUR INDEX :

PROPOSED	
BOUNDARY	
ROAD	
DRIVEWAY	

REFERENCE :

N

DRAWING TITLE :

Ground, Typical(First to Third), Fourth Floor Plans

APPLICANT :

डॉ.(कर्नल) अलोक देवरानी
Lt. Col Alok Devrani
अधीक्षण अभियंता / Superintending Engineer
अखिल भारतीय आयुर्विज्ञान संस्थान, मदुरै
All India Institute of Medical Sciences, Madurai
स्वास्थ्य और परिवार कल्याण मंत्रालय, भारत सरकार
Ministry of Health and Family Welfare, Govt of India

All India Institute of Medical Sciences (AIIMS) Madurai, Tamil Nadu
Under PMSSY Division, Ministry of Health & Family Welfare, Government of India

ARCHITECT / REGISTERED ENGINEER :

D. MUKESH
Registered Architect,
Council of Architecture,
(CA/90/12779)
Registered Architect Grade-I, DTCP,
Registration No: 05/RA-I/2019
Salem - 636 004.

REGISTERED STRUCTURAL ENGINEER :

P. SIVAGAMI, M.E(Struct)., Structural Engineer
Mukesh & Associates
Consultants & Engineers
Division - 2,
Narasothipatty, Salem - 636 004.
Reg. No: DTCP/SALEM/RSE-1/005/2020



Section - 'AA'

Scale - 1:100



Front Elevation

Scale - 1:100

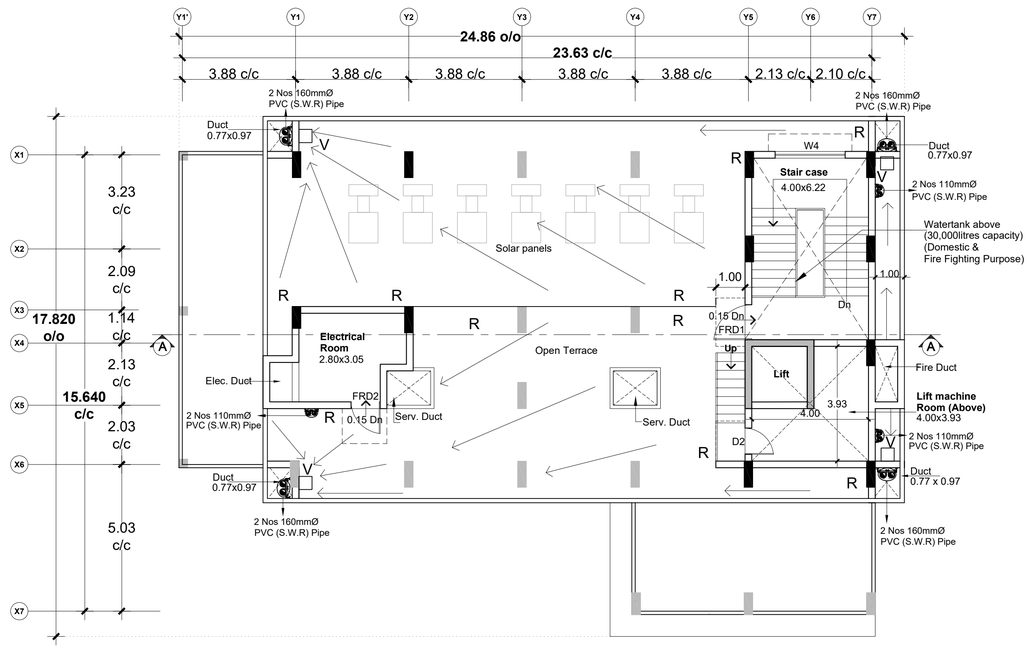

Terrace Floor Plan (Partly 5th Floor - Electrical Room)

Scale 1:100

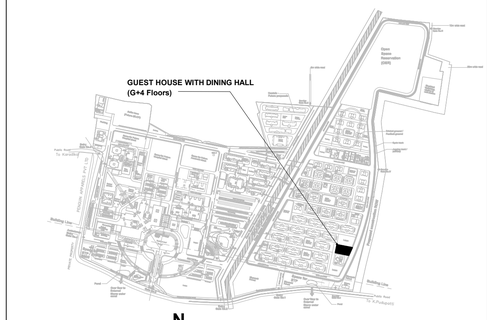

Key Plan

Sheet Number	**: 2 of 2**
Building Name	**: Proposed Guest House with Dining Hall (G+4 Floors)**
Block Number	**: 21 of 42**
Title	**: Terrace Floor Plan, Section & Elevation**

PLAN SHOWING THE PROPOSED GUEST HOUSE WITH DINING HALL AT AIIMS MADURAI ., S.NO: 12/1, 12/2, 22/4, 23/2B, 23/3, 23/4B, 23/5, 23/6B,23/7B, 23/8, 23/9,24, 25/1, 25/2, 25/3, 26/2, 30, 31/1,32/1,33/1,34/1, 35, 36, 37/1, 38/1, 39, 40, 41, 42/1, 42/2, 43/1, 44/1,44/2, 45/1, 45/2, 46/1, 46/2, 47/1, 47/2, 47/3, 48/1, 48/2, 48/3,49/1, 49/2, 49/3, 50/1, 50/2, 50/3 , 53/1, K.PUDUPATTI VILLAGE, THIRUPPARANKUNDRAM TALUK, MADURAI DISTRICT, TAMIL NADU FOR SETTING UP OF ALL INDIA INSTITUTE OF MEDICAL SCIENCES (AIIMS), MADURAI. (SUPPORTED BY JICA) Loan No. - ID- P291 UNDER PMSSY DIVISION, MINISTRY OF HEALTH & FAMILY WELFARE GOVERNMENT OF INDIA.

NOTE : ALL DIMENSIONS ARE IN METRE

SPECIFICATION :

FOUNDATION	:	Minimum of RCC 1:11/2:3 M25 Concrete Column footing Laid Over sand filling and PCC 1:4:8.
RCC WORK	:	All Column, Beams, Roof Slab, Lintel,& Sunshade are in Minimum of RCC 1:11/2:3(M-25)
BRICKWORK	:	B.W in Basement & Superstructure are in CM 1:5.
JOINERY	:	Joineries are made with UPVC / Aluminium / Steel (or) first class teak wood.
WEATHERING COURSE	:	9" x 9" Pressed Tiles laid over the Brick Jelly with Lime mortor and sloped with water proofing compound.
PLASTERING	:	Ceiling plastering with CM 1:3Inside & Outside walls are plastering with CM 1:4.
PAINTING	:	White washing with two coats over the one coat of primer for Ceiling.Colour washing with two coats over one coat of primer for all Walls.

SCHEDULE OF JOINERIES

D	1.50 x 2.40	DOOR
D1	1.20 x 2.40	DOOR
D2	1.00 x 2.40	DOOR
D3	0.90 x 2.40	DOOR
D6	0.80 x 2.20	DOOR
DD2	0.45 x 1.80	DOUBLE DOOR
FRD1	1.20 x 2.40	FIRE RATED DOOR
FRD2	1.00 x 2.40	FIRE RATED DOOR
FD1	1.20 x 2.20	FIRE DUCT DOOR
BW	3.00 x 1.50	BAY WINDOW
W2	1.20 x 1.50	WINDOW
W3	1.80 x 1.50	WINDOW
W5	2.40 x 1.50	WINDOW
KW5	2.40 x 1.00	WINDOW
KW2	1.20 x 1.00	WINDOW
V2	0.75 x 0.60	VENTILATOR

COLOUR INDEX :

PROPOSED
BOUNDARY
ROAD
DRIVEWAY

REFERENCE :

DRAWING TITLE :

Terrace Floor Plan, Section & Elevation

APPLICANT :

लेफ्टिनेंट कर्नल आलोक देवरानी
Lt. Col Alok Devrani
अधीक्षण अभियंता / Superintending Engineer
अखिल भारतीय आयुर्विज्ञान संस्थान, मदुरै
All India Institute of Medical Sciences, Madurai
स्वास्थ्य और परिवार कल्याण मंत्रालय, भारत सरकार
Ministry of Health and Family Welfare, Govt of India

All India Institute of Medical Sciences (AIIMS) Madurai, Tamil Nadu
Under PMSSY Division, Ministry of Health & Family Welfare, Government of India

ARCHITECT / REGISTERED ENGINEER :

D. MUKESH
Registered Architect,
Council of Architecture,
(CA/90/12779)
Registered Architect Grade-I, DTCP,
Registration No: 05/RA-I/2019
Salem - 636 004.

REGISTERED STRUCTURAL ENGINEER :

P. SIVAGAMI, M.E(Struct)., Structural Engineer
Mukesh & Associates
Consultants & Engineers
Division - 2,
Narasothipatty, Salem - 636 004.
Reg. No: DTCP/SALEM/RSE-1/005/2020

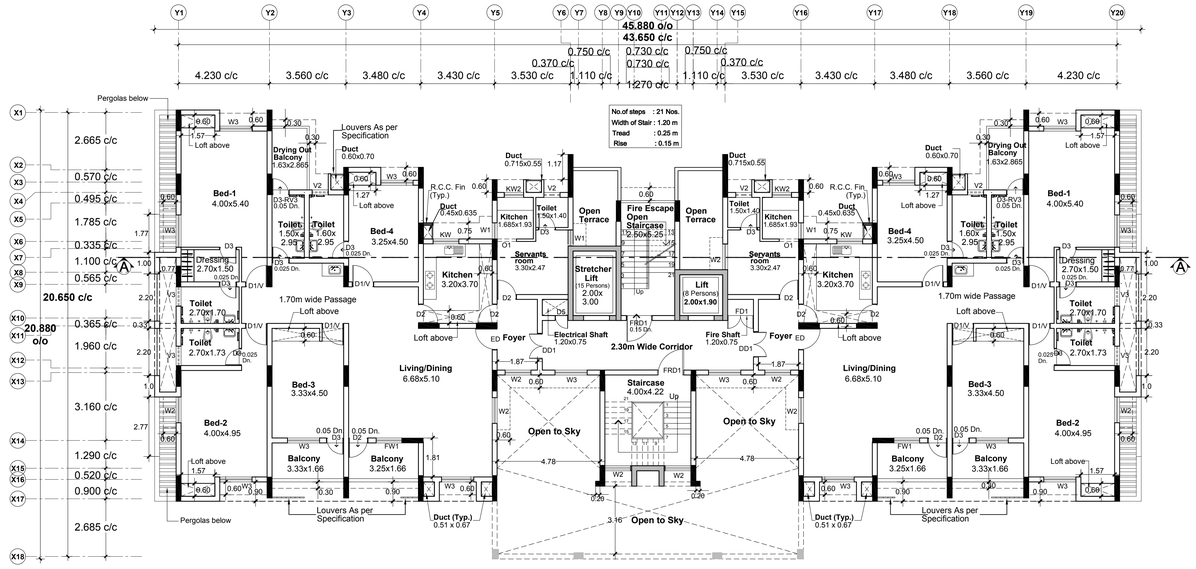

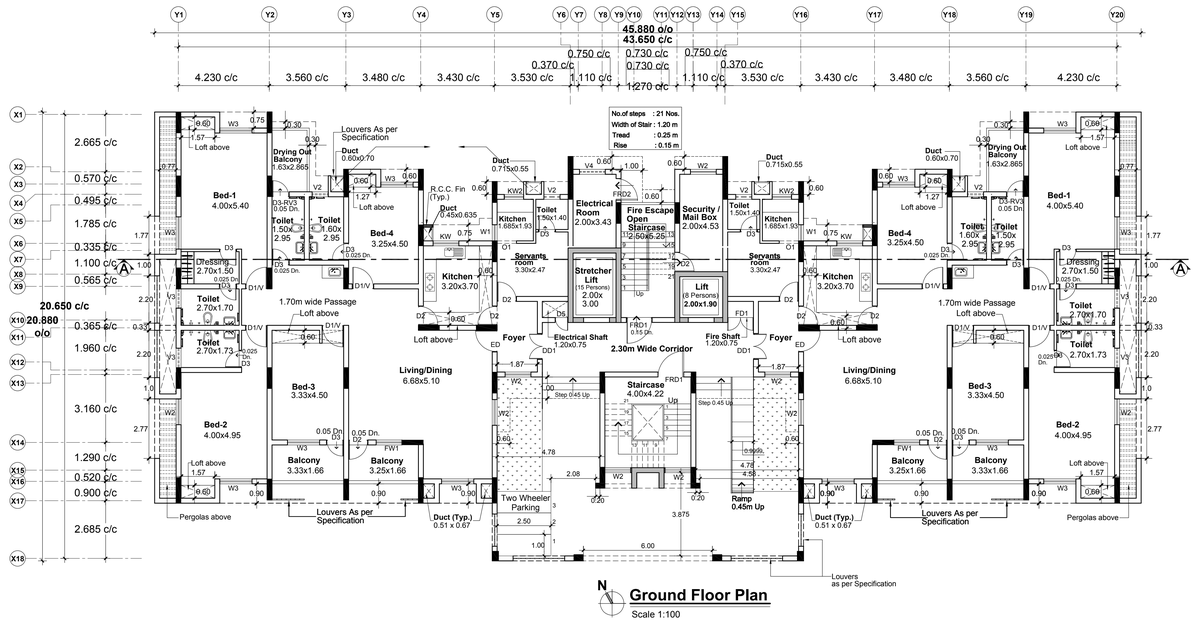

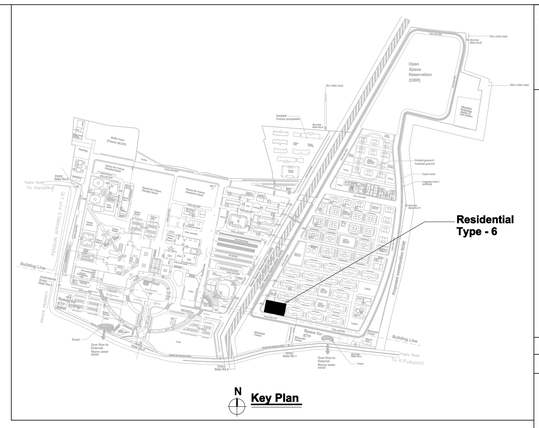

Sheet Number : 1 of 2
Building Name : Proposed Residence Type-6 (G+2 Floors)
Block Number : 22 of 42
Title : Ground & Typical (First & Second) Floor Plan

PLAN SHOWING THE PROPOSED RESIDENCE TYPE-6 (G+2 Floors) BUILDING AT AIIMS MADURAI ., S.NO: 12/1, 12/2, 22/4, 23/2B, 23/3, 23/4B, 23/5, 23/6B,23/7B, 23/8, 23/9,24, 25/1, 25/2, 25/3, 26/2, 30, 31/1,32/1,33/1,34/1, 35, 36, 37/1, 38/1, 39, 40, 41, 42/1, 42/2, 43/1, 44/1,44/2, 45/1, 45/2, 46/1, 46/2, 47/1, 47/2, 47/3, 48/1, 48/2, 48/3,49/1, 49/2, 49/3, 50/1, 50/2, 50/3 , 53/1, K.PUDUPATTI VILLAGE, THIRUPPARANKUNDRAM TALUK, MADURAI DISTRICT, TAMIL NADU FOR SETTING UP OF ALL INDIA INSTITUTE OF MEDICAL SCIENCES (AIIMS), MADURAI. (SUPPORTED BY JICA) Loan No. - ID- P291 UNDER PMSSY DIVISION, MINISTRY OF HEALTH & FAMILY WELFARE GOVERNMENT OF INDIA.

NOTE : ALL DIMENSIONS ARE IN METRE

SPECIFICATION :

FOUNDATION	: Minimum of RCC 1:11/2:3 M25 Concrete Columin footing Laid Over sand filling and PCC 1:4:8.
RCC WORK	: All Column, Beams, Roof Slab, Lintel,& Sunshade are in Minimum of RCC 1:11/2:3(M-25)
BRICKWORK	: B.W in Basement & Superstructure are in CM 1:5.
JOINERY	: Joineries are made with UPVC / Aluminium / Steel (or) first class teak wood.
WEATHERING COURSE	: 9" x 9" Pressed Tiles laid over the Brick Jelly with Lime mortor and sloped with water proofing compound.
PLASTERING	: Ceiling plastering with CM 1:3Inside & Outside walls are plastering with CM 1:4.
PAINTING	: White washing with two coats over the one coat of primer for Ceiling.Colour washing with two coats over one coat of primer for all Walls.

SCHEDULE OF JOINERIES

ED	1.00 x 2.20	DOOR
D	1.20 x 2.20	DOOR
D1	1.00 x 2.20	DOOR
D2	0.90 x 2.20	DOOR
D3	0.80 x 2.20	DOOR
D3-RV3	0.80 x 2.40	DOOR Cum VENTILATOR
D5	0.60 x 1.80	DOOR
DD1	1.20 x 2.20	DOUBLE DOOR
FD1	1.20 x 2.20	DOOR
FRD1	1.20 x 2.20	DOOR
FRD2	1.00 x 2.20	DOOR
O1	0.90 x 2.20	OPENING
W1	0.75 x 1.40	WINDOW
W2	1.20 x 1.40	WINDOW
W3	1.50 x 1.40	WINDOW
FW	0.75 x 1.90	WINDOW
FW1	1.20 x 1.90	WINDOW
KW	1.20 x 1.00	KITCHEN WINDOW
KW2	0.90 x 1.00	KITCHEN WINDOW
V	1.00 x 0.30	VENTILATOR
V1	0.60 x 0.60	VENTILATOR
V2	0.75 x 0.60	VENTILATOR
V3	0.90 x 0.60	VENTILATOR
V4	1.20 x 0.60	VENTILATOR

COLOUR INDEX :

PROPOSED
BOUNDARY
ROAD
DRIVEWAY

REFERENCE :

N

DRAWING TITLE :

Ground Floor & Typical (First & Second) Floor Plan

APPLICANT :

Lt. Col Alok Devrani
अधीक्षण अभियंता /Superintending Engineer
आल इण्डिया आयुर्विज्ञान संस्थान, मदुरै
All India Institute of Medical Sciences, Madurai
प्रधान मंत्री स्वास्थ्य सुरक्षा योजना, भारत सरकार
Ministry of Health and Family Welfare, Govt of India

All India Institute of Medical Sciences (AIIMS)
Madurai, Tamil Nadu
Under PMSSY Division, Ministry of Health & Family Welfare, Government of India

ARCHITECT / REGISTERED ENGINEER :

D. MUKESH
Registered Architect,
Council of Architecture,
(CA/90/12779)
Registered Architect Grade-I, DTCP,
Registration No: 05/RA-I/2019
Salem - 636 004.

REGISTERED STRUCTURAL ENGINEER :

P. SIVAGAMI, M.E(Struct).,
Structural Engineer
Mukesh & Associates
Consultants & Engineers
Division - 2,
Narasothipatty, Salem - 636 004.
Reg. No: DTCP/SALEM/RSE-1/005/2020



Front Elevation

Scale 1:100

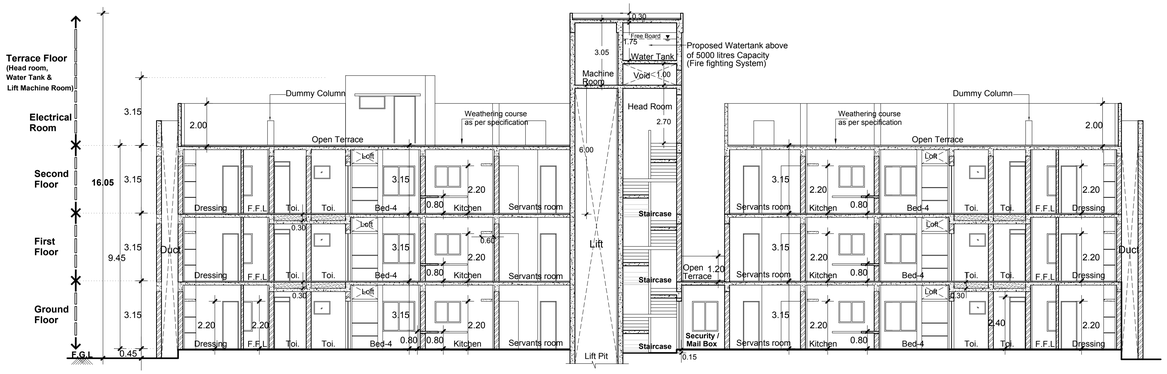

Section A-A

Scale 1:100

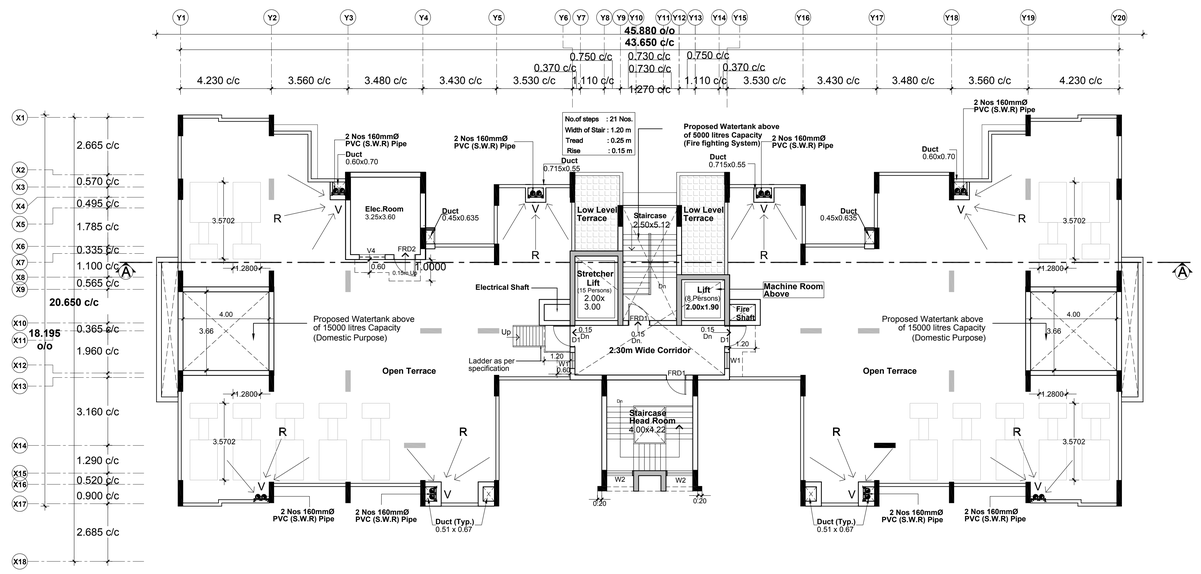

N

Terrace Floor Plan (Partly 3rd floor - Electrical Room)

Scale 1:100

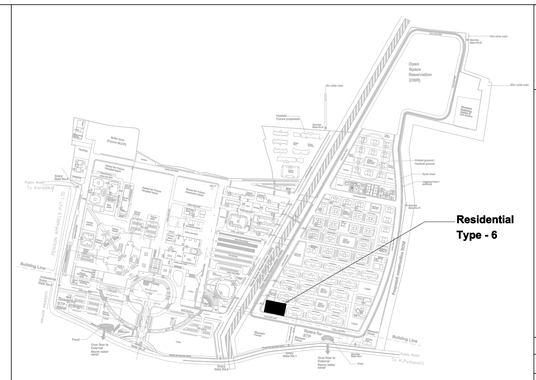

N

Key Plan

Sheet Number : 2 of 2
Building Name : Proposed Residence Type-6 (G+2 Floors)
Block Number : 22 of 42
Title : Terrace Plan, Section & Elevation

PLAN SHOWING THE PROPOSED RESIDENCE TYPE-6 (G+2 Floors) BUILDING AT AIIMS MADURAI .,

S.NO: 12/1, 12/2, 22/4, 23/2B, 23/3, 23/4B, 23/5, 23/6B,23/7B, 23/8, 23/9,24, 25/1, 25/2, 25/3, 26/2, 30, 31/1,32/1,33/1,34/1, 35, 36, 37/1, 38/1, 39, 40, 41, 42/1, 42/2, 43/1, 44/1,44/2, 45/1, 45/2, 46/1, 46/2, 47/1, 47/2, 47/3, 48/1, 48/2, 48/3,49/1, 49/2, 49/3, 50/1, 50/2, 50/3 , 53/1, K.PUDUPATTI VILLAGE, THIRUPPARANKUNDRAM TALUK, MADURAI DISTRICT,

TAMIL NADU FOR SETTING UP OF ALL INDIA INSTITUTE OF MEDICAL SCIENCES (AIIMS), MADURAI. (SUPPORTED BY JICA) Loan No. - ID- P291 UNDER PMSSY DIVISION, MINISTRY OF HEALTH & FAMILY WELFARE GOVERNMENT OF INDIA.

NOTE : ALL DIMENSIONS ARE IN METRE

SPECIFICATION :

FOUNDATION	: Minimum of RCC 1:11/2:3 M25 Concrete Column footing Laid Over sand filling and PCC 1:4:8.
RCC WORK	: All Column, Beams, Roof Slab, Lintel,& Sunshade are in Minimum of RCC 1:11/2:3(M-25)
BRICKWORK	: B.W in Basement & Superstructure are in CM 1:5.
JOINERY	: Joineries are made with UPVC / Aluminium / Steel (or) first class teak wood.
WEATHERING COURSE	: 9" x 9" Pressed Tiles laid over the Brick Jelly with Lime mortor and sloped with water proofing compound.
PLASTERING	: Ceiling plastering with CM 1:3Inside & Outside walls are plastering with CM 1:4.
PAINTING	: White washing with two coats over the one coat of primer for Ceiling.Colour washing with two coats over one coat of primer for all Walls.

SCHEDULE OF JOINERIES

ED	1.00 x 2.20	DOOR
D	1.20 x 2.20	DOOR
D1	1.00 x 2.20	DOOR
D2	0.90 x 2.20	DOOR
D3	0.80 x 2.20	DOOR
D3-RV3	0.80 x 2.40	DOOR Cum VENTILATOR
D5	0.60 x 1.80	DOOR
DD1	1.20 x 2.20	DOUBLE DOOR
FD1	1.20 x 2.20	DOOR
FRD1	1.20 x 2.20	DOOR
FRD2	1.00 x 2.20	DOOR
O1	0.90 x 2.20	OPENING
W1	0.75 x 1.40	WINDOW
W2	1.20 x 1.40	WINDOW
W3	1.50 x 1.40	WINDOW
FW	0.75 x 1.90	WINDOW
FW1	1.20 x 1.90	WINDOW
KW	1.20 x 1.00	KITCHEN WINDOW
KW2	0.90 x 1.00	KITCHEN WINDOW
V	1.00 x 0.30	VENTILATOR
V1	0.60 x 0.60	VENTILATOR
V2	0.75 x 0.60	VENTILATOR
V3	0.90 x 0.60	VENTILATOR
V4	1.20 x 0.60	VENTILATOR

COLOUR INDEX :

PROPOSED
BOUNDARY
ROAD
DRIVEWAY

REFERENCE :

N

DRAWING TITLE :

Terrace Floor Plan (Partly 3rd floor - Electrical Room) Section & Elevation

APPLICANT :

लेफ्टिनेंट कर्नल आलोक देवरानी
Lt. Col Alok Devrani
अधीक्षण अभियंता / Superintending Engineer
अखिल भारतीय आयुर्विज्ञान संस्थान, मदुरै
All India Institute of Medical Sciences, Madurai
स्वास्थ्य और परिवार कल्याण मंत्रालय, भारत सरकार
Ministry of Health and Family Welfare, Govt of India

All India Institute of Medical Sciences (AIIMS)
Madurai, Tamil Nadu
Under PMSSY Division, Ministry of Health & Family Welfare, Government of India

ARCHITECT / REGISTERED ENGINEER :

D. MUKESH
Registered Architect,
Council of Architecture,
(CA/90/12779)
Registered Architect Grade-I, DTCP,
Registration No: 05/RA-I/2019
Salem - 636 004.

REGISTERED STRUCTURAL ENGINEER :

P. SIVAGAMI, M.E(Struct).,
Structural Engineer
Mukesh & Associates
Consultants & Engineers
Division - 2.
Narasothipatty, Salem - 636 004.
Reg. No: DTCP/SALEM/RSE-1/005/2020

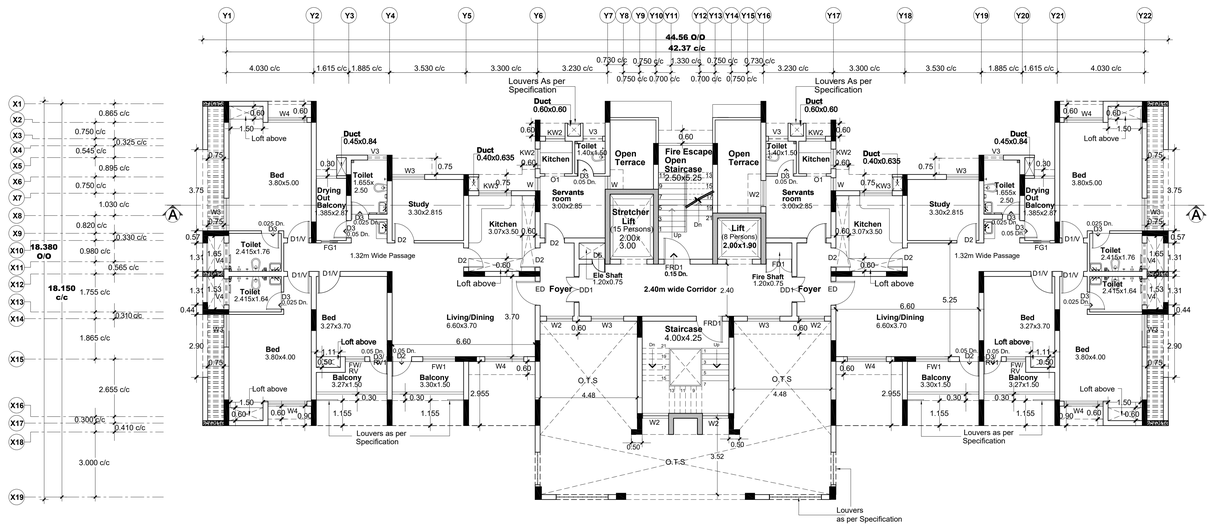

First Floor Plan

Scale 1:100

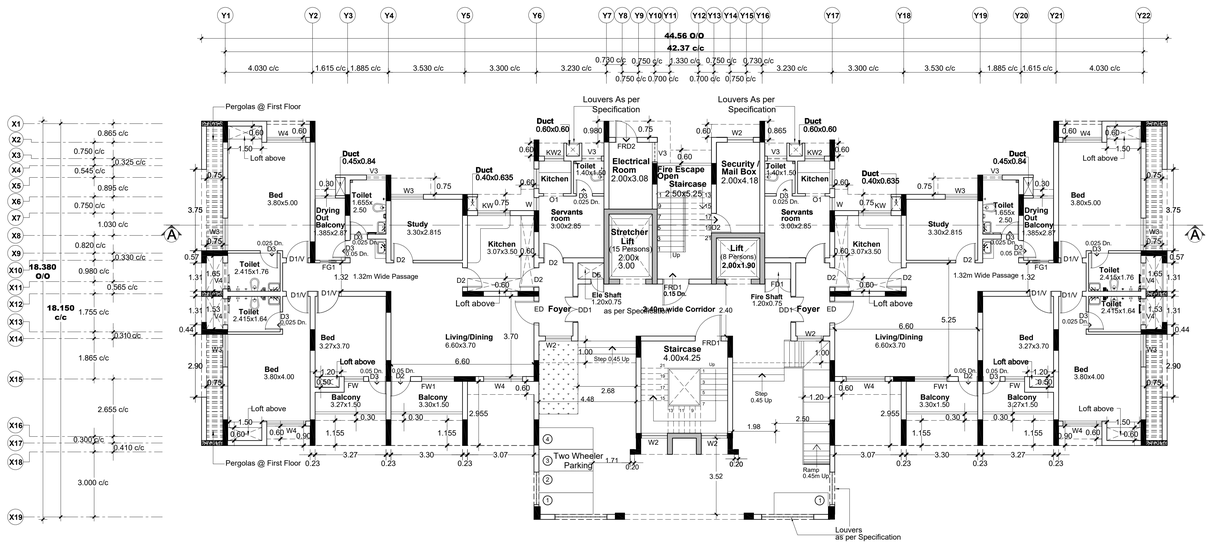

Ground Floor Plan

Scale 1:100

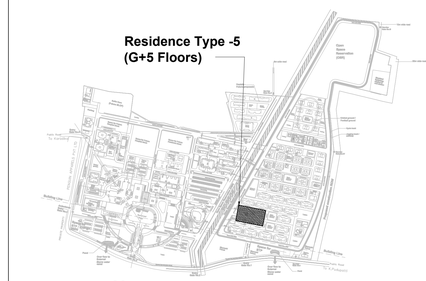

Key Plan

Sheet Number	: 1 of 3
Building Name	: Proposed Residential Type 5 (G+5 Floors)
Block Number	: 23 of 42
Title	: Ground & First Floor plan

PLAN SHOWING THE PROPOSED RESIDENTIAL TYPE 5 BUILDING (G+5 Floors) BUILDING AT AIIMS MADURAI ., S.NO: 12/1, 12/2, 22/4, 23/2B, 23/3, 23/4B, 23/5, 23/6B,23/7B, 23/8, 23/9,24, 25/1, 25/2, 25/3, 26/2, 30, 31/1,32/1,33/1,34/1, 35, 36, 37/1, 38/1, 39, 40, 41, 42/1, 42/2, 43/1, 44/1,44/2, 45/1, 45/2, 46/1, 46/2, 47/1, 47/2, 47/3, 48/1, 48/2, 48/3,49/1, 49/2, 49/3, 50/1, 50/2, 50/3 , 53/1, K.PUDUPATTI VILLAGE, THIRUPPARANKUNDRAM TALUK, MADURAI DISTRICT, TAMIL NADU FOR SETTING UP OF ALL INDIA INSTITUTE OF MEDICAL SCIENCES (AIIMS), MADURAI. (SUPPORTED BY JICA) Loan No. - ID- P291 UNDER PMSSY DIVISION, MINISTRY OF HEALTH & FAMILY WELFARE GOVERNMENT OF INDIA.

NOTE : ALL DIMENSIONS ARE IN METRE

SPECIFICATION :

FOUNDATION	: Minimum of RCC 1:11/2:3 M25 Concrete Column footing Laid Over sand filling and PCC 1:4:8.
RCC WORK	: All Column, Beams, Roof Slab, Lintel,& Sunshade are in Minimum of RCC 1:11/2:3(M-25)
BRICKWORK	: B.W in Basement & Superstructure are in CM 1:5.
JOINERY	: Joineries are made with UPVC / Aluminium / Steel (or) first class teak wood.
WEATHERING COURSE	: 9" x 9" Pressed Tiles laid over the Brick Jelly with Lime mortor and sloped with water proofing compound.
PLASTERING	: Ceiling plastering with CM 1:3Inside & Outside walls are plastering with CM 1:4.
PAINTING	: White washing with two coats over the one coat of primer for Ceiling.Colour washing with two coats over one coat of primer for all Walls.

SCHEDULE OF JOINERIES

ED	Door	1.10 x 2.20
D1	Door	1.00 x 2.20
D2	Door	0.90 x 2.20
D3/RV1	Door	0.80 x 2.40
D5	Door	0.60 x 1.80
DD1	Double Door	1.20 x 2.20
FRD1	Door	1.20 x 2.20
FRD2	Door	1.00 x 2.20
O1	Opening	0.90 x 2.20
W	Window	0.60 x 1.40
W1	Window	0.75 x 1.40
W2	Window	1.20 x 1.40
W3	Window	1.50 x 1.40
W4	Window	1.80 x 1.40
FW/RV	Window	0.90 x 2.20
FW1	Window	1.50 x 1.90
KW	Window	1.20 x 1.00
KW2	Window	0.90 x 1.00
V	Ventilator	1.00 x 0.30
V3	Ventilator	0.90 x 0.60
V4	Ventilator	1.20 x 0.60
FG1	Fixed Glazing	0.75 x 1.40

COLOUR INDEX : PROPOSED, BOUNDARY, ROAD, DRIVEWAY

REFERENCE :

N

DRAWING TITLE :

Ground & First Floor plan

APPLICANT :

डॉ. कर्नल आलोक देवरानी
Lt. Col Alok Devrani
अधीक्षण अभियंता / Superintending Engineer
अ.भा.आ.सं. मदुरै, मदुरै, तमिलनाडु
All India Institute of Medical Sciences, Madurai
स्वास्थ्य और परिवार कल्याण मंत्रालय, भारत सरकार
Ministry of Health and Family Welfare, Govt of India

All India Institute of Medical Sciences (AIIMS) Madurai, Tamil Nadu
Under PMSSY Division, Ministry of Health & Family Welfare, Government of India

ARCHITECT / REGISTERED ENGINEER :

D. MUKESH
Registered Architect,
Council of Architecture,
(CA/90/12779)
Registered Architect Grade-I, DTCP,
Registration No: 05/RA-I/2019
Salem - 636 004.

REGISTERED STRUCTURAL ENGINEER :

P. SIVAGAMI, M.E(Struct).,
Structural Engineer
Mukesh & Associates
Consultants & Engineers
Division - 2,
Narasothipatty, Salem - 636 004.
Reg. No: DTCP/SALEM/RSE-1/005/2020

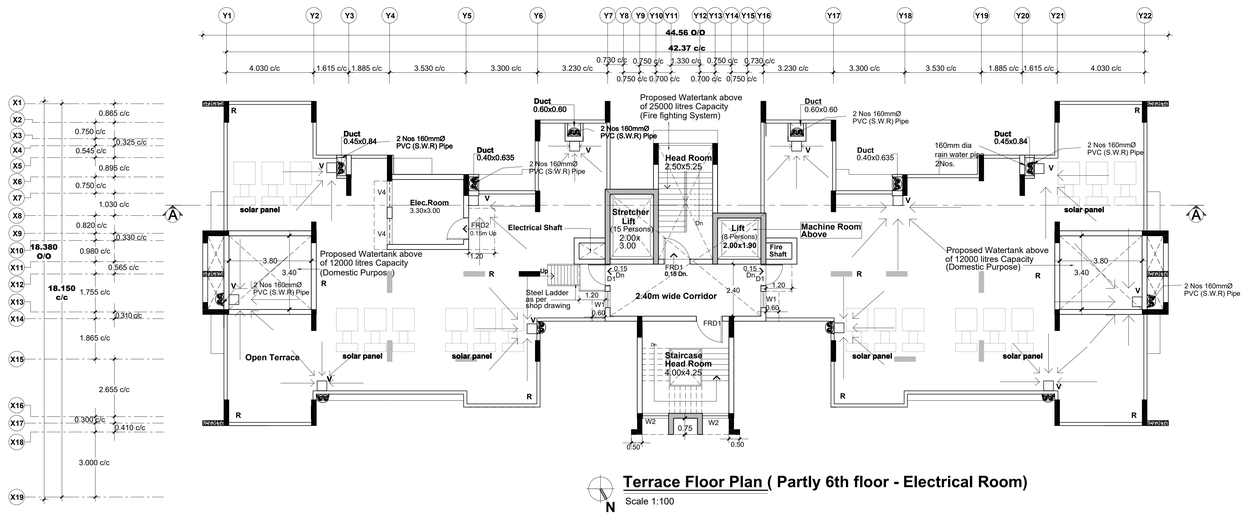

Terrace Floor Plan (Partly 6th floor - Electrical Room)

Scale 1:100

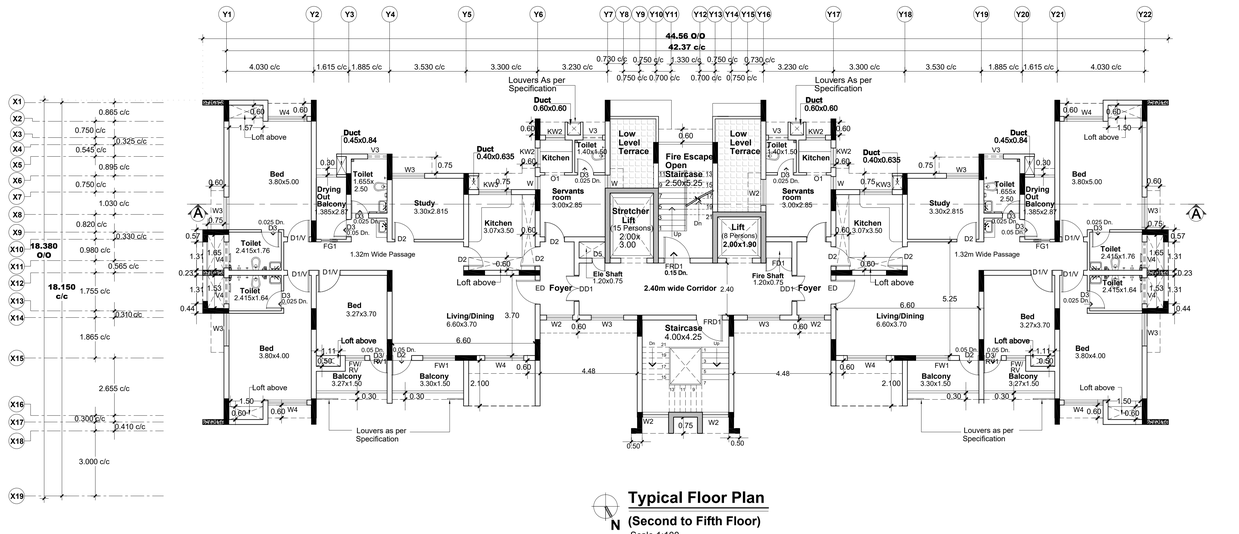

Typical Floor Plan

(Second to Fifth Floor)

Scale 1:100

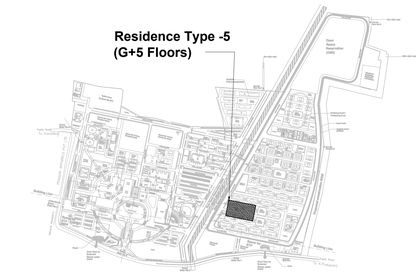

Key Plan

Sheet Number	:	**2 of 3**
Building Name	:	**Proposed Residential Type 5 (G+5 Floors)**
Block Number	:	**23 of 42**
Title	:	**Typical & Terrace Floor Plan**

PLAN SHOWING THE PROPOSED RESIDENTIAL TYPE 5 BUILDING (G+5 Floors) BUILDING AT AIIMS MADURAI ., S.NO: 12/1, 12/2, 22/4, 23/2B, 23/3, 23/4B, 23/5, 23/6B,23/7B, 23/8, 23/9,24, 25/1, 25/2, 25/3, 26/2, 30, 31/1,32/1,33/1,34/1, 35, 36, 37/1, 38/1, 39, 40, 41, 42/1, 42/2, 43/1, 44/1,44/2, 45/1, 45/2, 46/1, 46/2, 47/1, 47/2, 47/3, 48/1, 48/2, 48/3,49/1, 49/2, 49/3, 50/1, 50/2, 50/3 , 53/1, K.PUDUPATTI VILLAGE, THIRUPPARANKUNDRAM TALUK, MADURAI DISTRICT, TAMIL NADU FOR SETTING UP OF ALL INDIA INSTITUTE OF MEDICAL SCIENCES (AIIMS), MADURAI. (SUPPORTED BY JICA) Loan No. - ID- P291 UNDER PMSSY DIVISION, MINISTRY OF HEALTH & FAMILY WELFARE GOVERNMENT OF INDIA.

NOTE : ALL DIMENSIONS ARE IN METRE

SPECIFICATION :

FOUNDATION	:	Minimum of RCC 1:11/2:3 M25 Concrete Column footing Laid Over sand filling and PCC 1:4:8.
RCC WORK	:	All Column, Beams, Roof Slab, Lintel,& Sunshade are in Minimum of RCC 1:11/2:3(M-25)
BRICKWORK	:	B.W in Basement & Superstructure are in CM 1:5.
JOINERY	:	Joineries are made with UPVC / Aluminium / Steel (or) first class teak wood.
WEATHERING COURSE	:	9" x 9" Pressed Tiles laid over the Brick Jelly with Lime mortor and sloped with water proofing compound.
PLASTERING	:	Ceiling plastering with CM 1:3Inside & Outside walls are plastering with CM 1:4.
PAINTING	:	White washing with two coats over the one coat of primer for Ceiling.Colour washing with two coats over one coat of primer for all Walls.

SCHEDULE OF JOINERIES

ED	**Door**	**1.10 x 2.20**
D1	**Door**	**1.00 x 2.20**
D2	**Door**	**0.90 x 2.20**
D3/RV1	**Door**	**0.80 x 2.40**
D5	**Door**	**0.60 x 1.80**
DD1	**Double Door**	**1.20 x 2.20**
FRD1	**Door**	**1.20 x 2.20**
FRD2	**Door**	**1.00 x 2.20**
O1	**Opening**	**0.90 x 2.20**
W	**Window**	**0.60 x 1.40**
W1	**Window**	**0.75 x 1.40**
W2	**Window**	**1.20 x 1.40**
W3	**Window**	**1.50 x 1.40**
W4	**Window**	**1.80 x 1.40**
FW/RV	**Window**	**0.90 x 2.20**
FW1	**Window**	**1.50 x 1.90**
KW	**Window**	**1.20 x 1.00**
KW2	**Window**	**0.90 x 1.00**
V	**Ventilator**	**1.00 x 0.30**
V3	**Ventilator**	**0.90 x 0.60**
V4	**Ventilator**	**1.20 x 0.60**
FG1	**Fixed Glazing**	**0.75 x 1.40**

COLOUR INDEX : PROPOSED, BOUNDARY, ROAD, DRIVEWAY

REFERENCE :

N

DRAWING TITLE :

Typical & Terrace Floor Plan

APPLICANT :

Lt.-Col Alok Dwivedi
अधीक्षक अभियन्ता / Superintending Engineer
अखिल भारतीय आयुर्विज्ञान संस्थान, मदुरै
All India Institute of Medical Sciences, Madurai
स्वास्थ्य और परिवार कल्याण मंत्रालय, भारत सरकार
Ministry of Health and Family Welfare, Govt of India

All India Institute of Medical Sciences (AIIMS) Madurai, Tamil Nadu
Under PMSSY Division, Ministry of Health & Family Welfare, Government of India

ARCHITECT / REGISTERED ENGINEER :

D. MUKESH
Registered Architect,
Council of Architecture,
(CA/90/12779)
Registered Architect Grade-I, DTCP,
Registration No: 05/RA-I/2019
Salem - 636 004.

REGISTERED STRUCTURAL ENGINEER :

P. SIVAGAMI, M.E(Struct).,
Structural Engineer
Mukesh & Associates
Consultants & Engineers
Division - 2,
Narasothipatty, Salem -636 004.
Reg. No: DTCP/SALEM/RSE-1/005/2020



Section A-A

Scale 1:100



Front Elevation

Scale 1:100

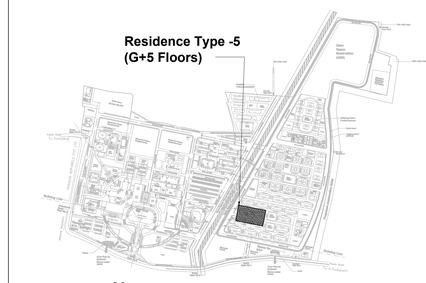

Sheet Number	**: 3 of 3**
Building Name	**: Proposed Residential Type 5 (G+5 Floors)**
Block Number	**: 23 of 42**
Title	**: Section & Elevation**

PLAN SHOWING THE PROPOSED RESIDENTIAL TYPE 5 BUILDING (G+5 Floors) BUILDING AT AIIMS MADURAI ., S.NO: 12/1, 12/2, 22/4, 23/2B, 23/3, 23/4B, 23/5, 23/6B,23/7B, 23/8, 23/9,24, 25/1, 25/2, 25/3, 26/2, 30, 31/1,32/1,33/1,34/1, 35, 36, 37/1, 38/1, 39, 40, 41, 42/1, 42/2, 43/1, 44/1,44/2, 45/1, 45/2, 46/1, 46/2, 47/1, 47/2, 47/3, 48/1, 48/2, 48/3,49/1, 49/2, 49/3, 50/1, 50/2, 50/3 , 53/1, K.PUDUPATTI VILLAGE, THIRUPPARANKUNDRAM TALUK, MADURAI DISTRICT, TAMIL NADU FOR SETTING UP OF ALL INDIA INSTITUTE OF MEDICAL SCIENCES (AIIMS), MADURAI. (SUPPORTED BY JICA) Loan No. - ID- P291 UNDER PMSSY DIVISION, MINISTRY OF HEALTH & FAMILY WELFARE GOVERNMENT OF INDIA.

NOTE : ALL DIMENSIONS ARE IN METRE

SPECIFICATION :

FOUNDATION	: Minimum of RCC 1:11/2:3 M25 Concrete Column footing Laid Over sand filling and PCC 1:4:8.
RCC WORK	: All Column, Beams, Roof Slab, Lintel,& Sunshade are in Minimum of RCC 1:11/2:3(M-25)
BRICKWORK	: B.W in Basement & Superstructure are in CM 1:5.
JOINERY	: Joineries are made with UPVC / Aluminium / Steel (or) first class teak wood.
WEATHERING COURSE	: 9" x 9" Pressed Tiles laid over the Brick Jelly with Lime mortor and sloped with water proofing compound.
PLASTERING	: Ceiling plastering with CM 1:3Inside & Outside walls are plastering with CM 1:4.
PAINTING	: White washing with two coats over the one coat of primer for Ceiling.Colour washing with two coats over one coat of primer for all Walls.

SCHEDULE OF JOINERIES

ED	Door	1.10 x 2.20
D1	Door	1.00 x 2.20
D2	Door	0.90 x 2.20
D3/RV1	Door	0.80 x 2.40
D5	Door	0.60 x 1.80
DD1	Double Door	1.20 x 2.20
FRD1	Door	1.20 x 2.20
FRD2	Door	1.00 x 2.20
O1	Opening	0.90 x 2.20
W	Window	0.60 x 1.40
W1	Window	0.75 x 1.40
W2	Window	1.20 x 1.40
W3	Window	1.50 x 1.40
W4	Window	1.80 x 1.40
FW/RV	Window	0.90 x 2.20
FW1	Window	1.50 x 1.90
KW	Window	1.20 x 1.00
KW2	Window	0.90 x 1.00
V	Ventilator	1.00 x 0.30
V3	Ventilator	0.90 x 0.60
V4	Ventilator	1.20 x 0.60
FG1	Fixed Glazing	0.75 x 1.40

COLOUR INDEX :

PROPOSED
BOUNDARY
ROAD
DRIVEWAY

REFERENCE :

N

DRAWING TITLE :

Section & Elevation

APPLICANT :

लेफ्टिनेंट कर्नल आलोक देवगनी
Lt. Col Alok Devrani
अधीक्षण अभियंता / Superintending Engineer
अखिल भारतीय आयुर्विज्ञान संस्थान, मदुरै
All India Institute of Medical Sciences, Madurai
स्वास्थ्य और परिवार कल्याण मंत्रालय, भारत सरकार
Ministry of Health and Family Welfare, Govt of India

All India Institute of Medical Sciences (AIIMS)
Madurai, Tamil Nadu
Under PMSSY Division, Ministry of Health & Family Welfare, Government of India

ARCHITECT / REGISTERED ENGINEER :

D. MUKESH
Registered Architect,
Council of Architecture,
(CA/90/12779)
Registered Architect Grade-I, DTCP,
Registration No: 05/RA-I/2019
Salem - 636 004.

REGISTERED STRUCTURAL ENGINEER :

P. SIVAGAMI, M.E(Struct).,
Structural Engineer
Mukesh & Associates
Consultants & Engineers
Division - 2,
Narasothipatty, Salem - 636 004.
Reg. No: DTCP/SALEM/RSE-1/005/2020

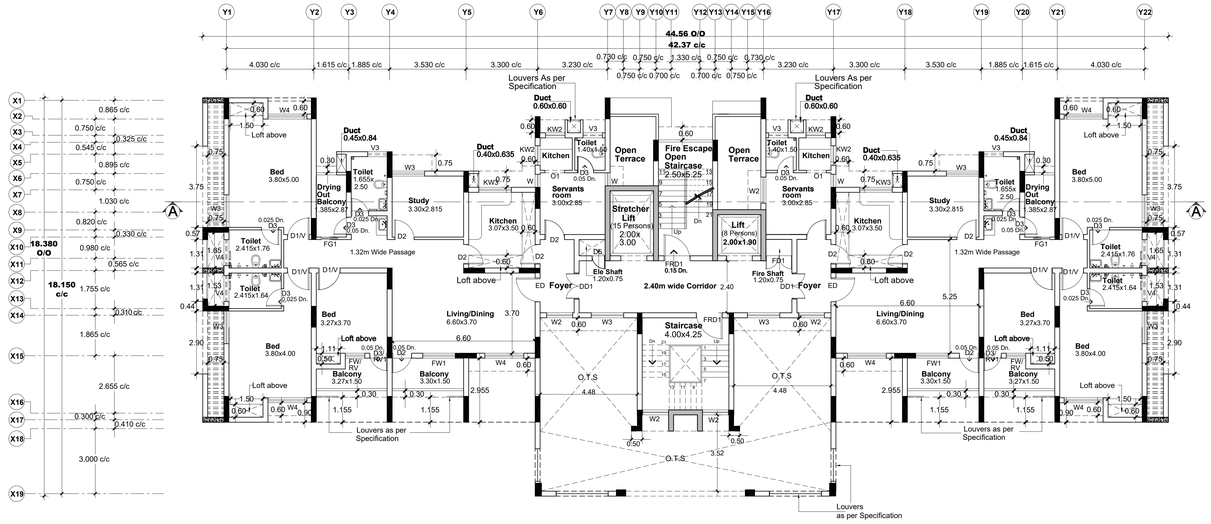

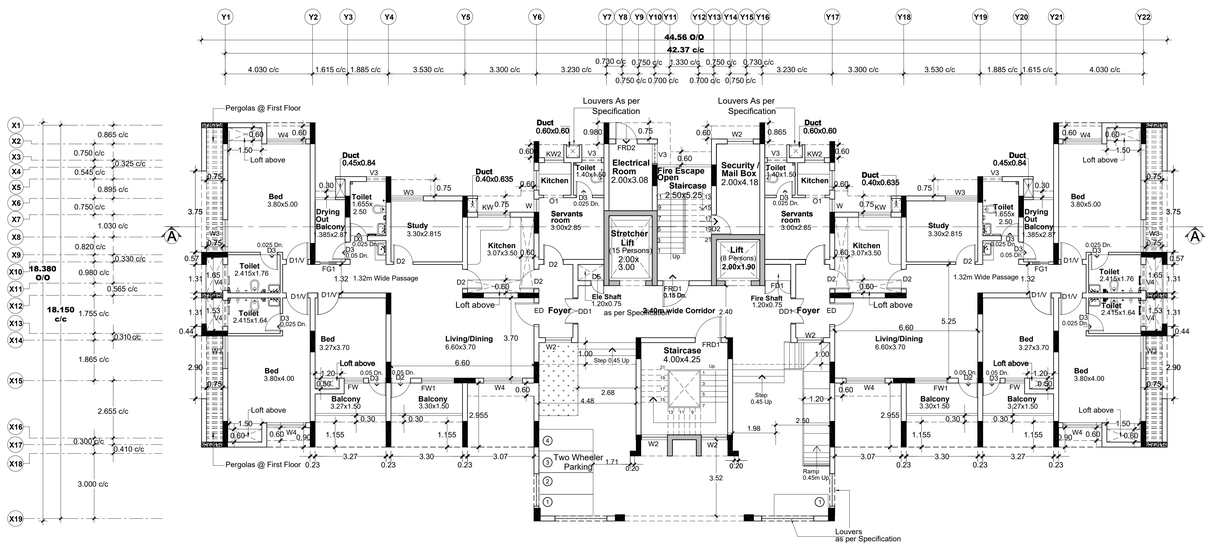

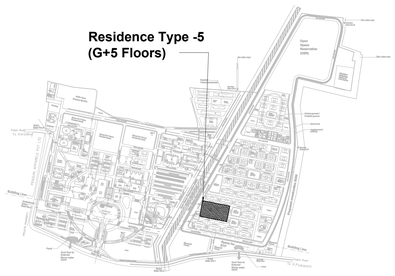

Sheet Number	**: 1 of 3**
Building Name	**: Proposed Residential Type 5 (G+5 Floors)**
Block Number	**: 24 of 42**
Title	**: Ground & First Floor plan**

PLAN SHOWING THE PROPOSED RESIDENTIAL TYPE 5 BUILDING (G+5 Floors) BUILDING AT AIIMS MADURAI ., S.NO: 12/1, 12/2, 22/4, 23/2B, 23/3, 23/4B, 23/5, 23/6B,23/7B, 23/8, 23/9,24, 25/1, 25/2, 25/3, 26/2, 30, 31/1,32/1,33/1,34/1, 35, 36, 37/1, 38/1, 39, 40, 41, 42/1, 42/2, 43/1, 44/1,44/2, 45/1, 45/2, 46/1, 46/2, 47/1, 47/2, 47/3, 48/1, 48/2, 48/3,49/1, 49/2, 49/3, 50/1, 50/2, 50/3 , 53/1, K.PUDUPATTI VILLAGE, THIRUPPARANKUNDRAM TALUK, MADURAI DISTRICT, TAMIL NADU FOR SETTING UP OF ALL INDIA INSTITUTE OF MEDICAL SCIENCES (AIIMS), MADURAI. (SUPPORTED BY JICA) Loan No. - ID- P291 UNDER PMSSY DIVISION, MINISTRY OF HEALTH & FAMILY WELFARE GOVERNMENT OF INDIA.

NOTE : ALL DIMENSIONS ARE IN METRE

SPECIFICATION :

FOUNDATION	: Minimum of RCC 1:11/2:3 M25 Concrete Column footing Laid Over sand filling and PCC 1:4:8.
RCC WORK	: All Column, Beams, Roof Slab, Lintel,& Sunshade are in Minimum of RCC 1:11/2:3(M-25)
BRICKWORK	: B.W in Basement & Superstructure are in CM 1:5.
JOINERY	: Joineries are made with UPVC / Aluminium / Steel (or) first class teak wood.
WEATHERING COURSE	: 9" x 9" Pressed Tiles laid over the Brick Jelly with Lime mortor and sloped with water proofing compound.
PLASTERING	: Ceiling plastering with CM 1:3Inside & Outside walls are plastering with CM 1:4.
PAINTING	: White washing with two coats over the one coat of primer for Ceiling.Colour washing with two coats over one coat of primer for all Walls.

SCHEDULE OF JOINERIES

ED	**Door**	**1.10 x 2.20**
D1	**Door**	**1.00 x 2.20**
D2	**Door**	**0.90 x 2.20**
D3/RV1	**Door**	**0.80 x 2.40**
D5	**Door**	**0.60 x 1.80**
DD1	**Double Door**	**1.20 x 2.20**
FRD1	**Door**	**1.20 x 2.20**
FRD2	**Door**	**1.00 x 2.20**
O1	**Opening**	**0.90 x 2.20**
W	**Window**	**0.60 x 1.40**
W1	**Window**	**0.75 x 1.40**
W2	**Window**	**1.20 x 1.40**
W3	**Window**	**1.50 x 1.40**
W4	**Window**	**1.80 x 1.40**
FW/RV	**Window**	**0.90 x 2.20**
FW1	**Window**	**1.50 x 1.90**
KW	**Window**	**1.20 x 1.00**
KW2	**Window**	**0.90 x 1.00**
V	**Ventilator**	**1.00 x 0.30**
V3	**Ventilator**	**0.90 x 0.60**
V4	**Ventilator**	**1.20 x 0.60**
FG1	**Fixed Glazing**	**0.75 x 1.40**

COLOUR INDEX : | **REFERENCE :**

PROPOSED
BOUNDARY
ROAD
DRIVEWAY

N

DRAWING TITLE :

Ground & First Floor plan

APPLICANT :

Lt. Col Alok Dwivedi
अधीक्षण अभियंता / Superintending Engineer
अखिल भारतीय आयुर्विज्ञान संस्थान, मदुरै
All India Institute of Medical Sciences, Madurai
मदुरै, तमिल नाडु, भारत सरकार
Ministry of Health and Family Welfare, Govt of India

All India Institute of Medical Sciences (AIIMS) Madurai, Tamil Nadu
Under PMSSY Division, Ministry of Health & Family Welfare, Government of India

ARCHITECT / REGISTERED ENGINEER :

D. MUKESH
Registered Architect,
Council of Architecture,
(CA/90/12779)
Registered Architect Grade-I, DTCP,
Registration No: 05/RA-I/2019
Salem - 636 004.

REGISTERED STRUCTURAL ENGINEER :

P. SIVAGAMI, M.E(Struct).,
Structural Engineer
Mukesh & Associates
Consultants & Engineers
Division - 2,
Narasothipatty, Salem - 636004.
Reg. No: DTCP/SALEM/RSE-1/005/2020

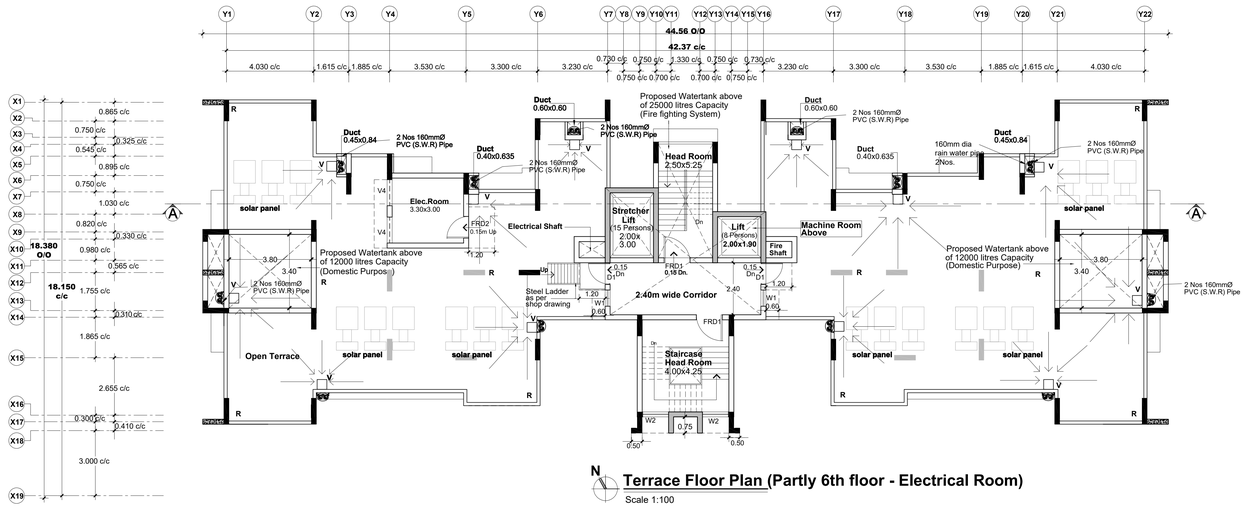

Terrace Floor Plan (Partly 6th floor - Electrical Room)

Scale 1:100

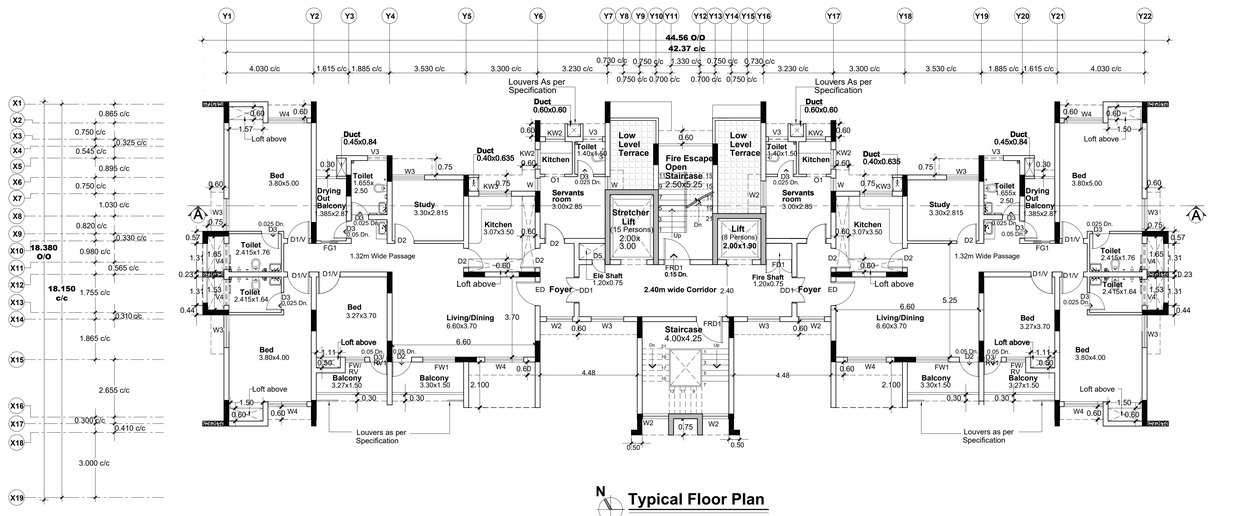

Typical Floor Plan

(Second to Fifth Floor)

Scale 1:100

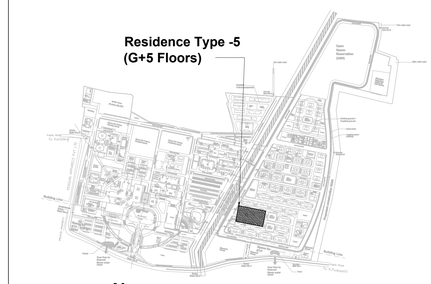

Key Plan

Sheet Number	: 2 of 3
Building Name	: Proposed Residential Type 5 (G+5 Floors)
Block Number	: 24 of 42
Title	: Typical & Terrace Floor Plan

PLAN SHOWING THE PROPOSED RESIDENTIAL TYPE 5 BUILDING (G+5 Floors) BUILDING AT AIIMS MADURAI ., S.NO: 12/1, 12/2, 22/4, 23/2B, 23/3, 23/4B, 23/5, 23/6B,23/7B, 23/8, 23/9,24, 25/1, 25/2, 25/3, 26/2, 30, 31/1,32/1,33/1,34/1, 35, 36, 37/1, 38/1, 39, 40, 41, 42/1, 42/2, 43/1, 44/1,44/2, 45/1, 45/2, 46/1, 46/2, 47/1, 47/2, 47/3, 48/1, 48/2, 48/3,49/1, 49/2, 49/3, 50/1, 50/2, 50/3 , 53/1, K.PUDUPATTI VILLAGE, THIRUPPARANKUNDRAM TALUK, MADURAI DISTRICT, TAMIL NADU FOR SETTING UP OF ALL INDIA INSTITUTE OF MEDICAL SCIENCES (AIIMS), MADURAI. (SUPPORTED BY JICA) Loan No. - ID- P291 UNDER PMSSY DIVISION, MINISTRY OF HEALTH & FAMILY WELFARE GOVERNMENT OF INDIA.

NOTE : ALL DIMENSIONS ARE IN METRE

SPECIFICATION :

FOUNDATION	:	Minimum of RCC 1:11/2:3 M25 Concrete Column footing Laid Over sand filling and PCC 1:4:8.
RCC WORK	:	All Column, Beams, Roof Slab, Lintel,& Sunshade are in Minimum of RCC 1:11/2:3(M-25)
BRICKWORK	:	B.W in Basement & Superstructure are in CM 1:5.
JOINERY	:	Joineries are made with UPVC / Aluminium / Steel (or) first class teak wood.
WEATHERING COURSE	:	9" x 9" Pressed Tiles laid over the Brick Jelly with Lime mortor and sloped with water proofing compound.
PLASTERING	:	Ceiling plastering with CM 1:3Inside & Outside walls are plastering with CM 1:4.
PAINTING	:	White washing with two coats over the one coat of primer for Ceiling.Colour washing with two coats over one coat of primer for all Walls.

SCHEDULE OF JOINERIES

ED	Door	1.10 x 2.20
D1	Door	1.00 x 2.20
D2	Door	0.90 x 2.20
D3/RV1	Door	0.80 x 2.40
D5	Door	0.60 x 1.80
DD1	Double Door	1.20 x 2.20
FRD1	Door	1.20 x 2.20
FRD2	Door	1.00 x 2.20
O1	Opening	0.90 x 2.20
W	Window	0.60 x 1.40
W1	Window	0.75 x 1.40
W2	Window	1.20 x 1.40
W3	Window	1.50 x 1.40
W4	Window	1.80 x 1.40
FW/RV	Window	0.90 x 2.20
FW1	Window	1.50 x 1.90
KW	Window	1.20 x 1.00
KW2	Window	0.90 x 1.00
V	Ventilator	1.00 x 0.30
V3	Ventilator	0.90 x 0.60
V4	Ventilator	1.20 x 0.60
FG1	Fixed Glazing	0.75 x 1.40

COLOUR INDEX : PROPOSED, BOUNDARY, ROAD, DRIVEWAY

REFERENCE :

N

DRAWING TITLE :

Typical & Terrace Floor Plan

APPLICANT :

Lt. Col Alok Devrani
अधीक्षण अभियंता / Superintending Engineer
अखिल भारतीय आयुर्विज्ञान संस्थान, मदुरै
All India Institute of Medical Sciences, Madurai
स्वास्थ्य और परिवार कल्याण मंत्रालय, भारत सरकार
Ministry of Health and Family Welfare, Govt of India

All India Institute of Medical Sciences (AIIMS) Madurai, Tamil Nadu
Under PMSSY Division, Ministry of Health & Family Welfare, Government of India

ARCHITECT / REGISTERED ENGINEER :

D. MUKESH
Registered Architect,
Council of Architecture,
(CA/90/12779)
Registered Architect Grade-I, DTCP,
Registration No: 05/RA-I/2019
Salem - 636 004.

REGISTERED STRUCTURAL ENGINEER :

P. SIVAGAMI, M.E(Struct).,
Structural Engineer
Mukesh & Associates
Consultants & Engineers
Division - 2,
Narasothipatty, Salem - 636 004.
Reg. No: DTCP/SALEM/RSE-1/005/2020



Section A-A

Scale 1:100



Front Elevation

Scale 1:100

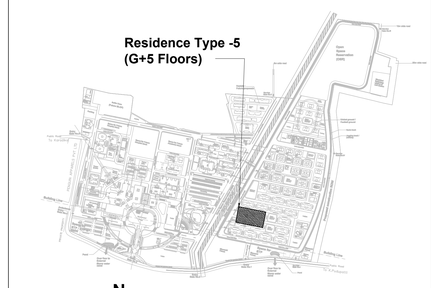

Key Plan

Sheet Number	**: 3 of 3**
Building Name	**: Proposed Residential Type 5 (G+5 Floors)**
Block Number	**: 24 of 42**
Title	**: Section & Elevation**

PLAN SHOWING THE PROPOSED RESIDENTIAL TYPE 5 BUILDING (G+5 Floors) BUILDING AT AIIMS MADURAI ., S.NO: 12/1, 12/2, 22/4, 23/2B, 23/3, 23/4B, 23/5, 23/6B,23/7B, 23/8, 23/9,24, 25/1, 25/2, 25/3, 26/2, 30, 31/1,32/1,33/1,34/1, 35, 36, 37/1, 38/1, 39, 40, 41, 42/1, 42/2, 43/1, 44/1,44/2, 45/1, 45/2, 46/1, 46/2, 47/1, 47/2, 47/3, 48/1, 48/2, 48/3,49/1, 49/2, 49/3, 50/1, 50/2, 50/3 , 53/1, K.PUDUPATTI VILLAGE, THIRUPPARANKUNDRAM TALUK, MADURAI DISTRICT, TAMIL NADU FOR SETTING UP OF ALL INDIA INSTITUTE OF MEDICAL SCIENCES (AIIMS), MADURAI. (SUPPORTED BY JICA) Loan No. - ID- P291 UNDER PMSSY DIVISION, MINISTRY OF HEALTH & FAMILY WELFARE GOVERNMENT OF INDIA.

NOTE : ALL DIMENSIONS ARE IN METRE

SPECIFICATION :

FOUNDATION	: Minimum of RCC 1:11/2:3 M25 Concrete Column footing Laid Over sand filling and PCC 1:4:8.
RCC WORK	: All Column, Beams, Roof Slab, Lintel,& Sunshade are in Minimum of RCC 1:11/2:3(M-25)
BRICKWORK	: B.W in Basement & Superstructure are in CM 1:5.
JOINERY	: Joineries are made with UPVC / Aluminium / Steel (or) first class teak wood.
WEATHERING COURSE	: 9" x 9" Pressed Tiles laid over the Brick Jelly with Lime mortor and sloped with water proofing compound.
PLASTERING	: Ceiling plastering with CM 1:3Inside & Outside walls are plastering with CM 1:4.
PAINTING	: White washing with two coats over the one coat of primer for Ceiling.Colour washing with two coats over one coat of primer for all Walls.

SCHEDULE OF JOINERIES

ED	Door	1.10 x 2.20
D1	Door	1.00 x 2.20
D2	Door	0.90 x 2.20
D3/RV1	Door	0.80 x 2.40
D5	Door	0.60 x 1.80
DD1	Double Door	1.20 x 2.20
FRD1	Door	1.20 x 2.20
FRD2	Door	1.00 x 2.20
O1	Opening	0.90 x 2.20
W	Window	0.60 x 1.40
W1	Window	0.75 x 1.40
W2	Window	1.20 x 1.40
W3	Window	1.50 x 1.40
W4	Window	1.80 x 1.40
FW/RV	Window	0.90 x 2.20
FW1	Window	1.50 x 1.90
KW	Window	1.20 x 1.00
KW2	Window	0.90 x 1.00
V	Ventilator	1.00 x 0.30
V3	Ventilator	0.90 x 0.60
V4	Ventilator	1.20 x 0.60
FG1	Fixed Glazing	0.75 x 1.40

COLOUR INDEX :

PROPOSED
BOUNDARY
ROAD
DRIVEWAY

REFERENCE :

N

DRAWING TITLE :

Section & Elevation

APPLICANT :

लेफ्टिनेंट कर्नल आलोक देवरानी
Lt. Col Alok Devrani
अधीक्षण अभियंता / Superintending Engineer
अखिल भारतीय आयुर्विज्ञान संस्थान, मदुरै
All India Institute of Medical Sciences, Madurai
स्वास्थ्य और परिवार कल्याण मंत्रालय, भारत सरकार
Ministry of Health and Family Welfare, Govt of India

All India Institute of Medical Sciences (AIIMS)
Madurai, Tamil Nadu
Under PMSSY Division, Ministry of Health & Family Welfare, Government of India

ARCHITECT / REGISTERED ENGINEER :

D. MUKESH
Registered Architect,
Council of Architecture,
(CA/90/12779)
Registered Architect Grade-I, DTCP,
Registration No: 05/RA-I/2019
Salem - 636 004.

REGISTERED STRUCTURAL ENGINEER :

P. SIVAGAMI, M.E(Struct)., Structural Engineer
Mukesh & Associates
Consultants & Engineers
Division - 2,
Narasothipatty, Salem - 636 004.
Reg. No: DTCP/SALEM/RSE-1/005/2020

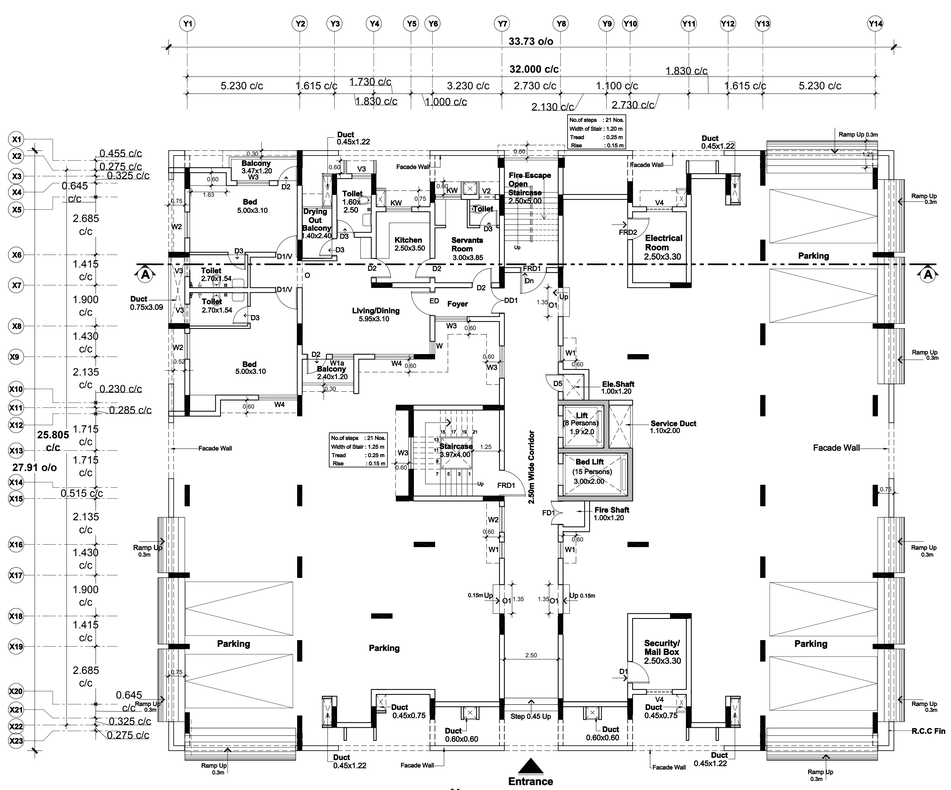

N

Stilt Floor Plan

Scale 1:100

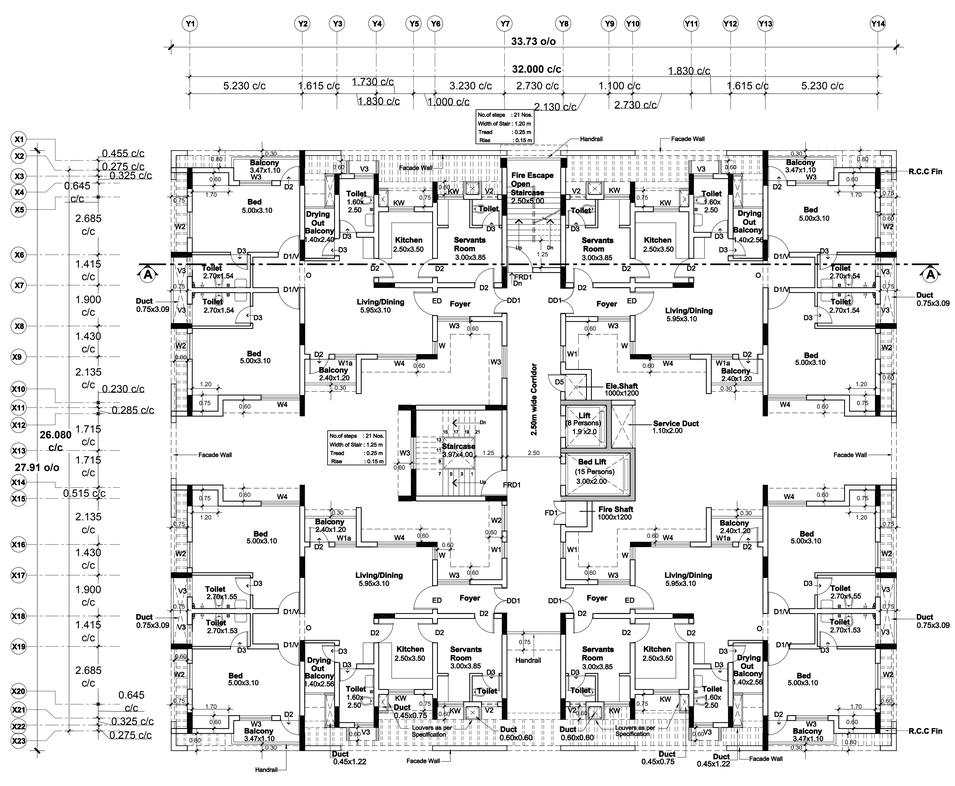

N

First Floor Plan

Scale 1:100

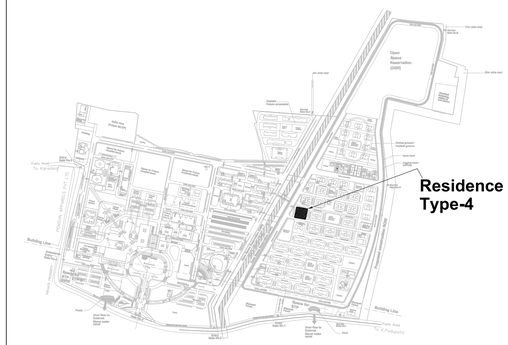

N

Key Plan

Sheet Number : 1 of 3

Building Name : Proposed Residence Type -4 (Stilt + 5 Floors)

Block Number : 25 of 42

Title : Stilt Floor and First Floor Plan

PLAN SHOWING THE PROPOSED RESIDENCE TYPE-4 (Stilt+5 Floors) BUILDING AT AIIMS MADURAI ., S.NO: 12/1, 12/2, 22/4, 23/2B, 23/3, 23/4B, 23/5, 23/6B,23/7B, 23/8, 23/9,24, 25/1, 25/2, 25/3, 26/2, 30, 31/1,32/1,33/1,34/1, 35, 36, 37/1, 38/1, 39, 40, 41, 42/1, 42/2, 43/1, 44/1,44/2, 45/1, 45/2, 46/1, 46/2, 47/1, 47/2, 47/3, 48/1, 48/2, 48/3,49/1, 49/2, 49/3, 50/1, 50/2, 50/3 , 53/1, K.PUDUPATTI VILLAGE, THIRUPPARANKUNDRAM TALUK, MADURAI DISTRICT, TAMIL NADU FOR SETTING UP OF ALL INDIA INSTITUTE OF MEDICAL SCIENCES (AIIMS), MADURAI. (SUPPORTED BY JICA) Loan No. - ID- P291 UNDER PMSSY DIVISION, MINISTRY OF HEALTH & FAMILY WELFARE GOVERNMENT OF INDIA.

NOTE : ALL DIMENSIONS ARE IN METRE

SPECIFICATION :

FOUNDATION	:	Minimum of RCC 1:11/2:3 M25 Concrete Column footing Laid Over sand filling and PCC 1:4:8.
RCC WORK	:	All Column, Beams, Roof Slab, Lintel,& Sunshade are in Minimum of RCC 1:11/2:3(M-25)
BRICKWORK	:	B.W in Basement & Superstructure are in CM 1:5.
JOINERY	:	Joineries are made with UPVC / Aluminium / Steel (or) first class teak wood.
WEATHERING COURSE	:	9" x 9" Pressed Tiles laid over the Brick Jelly with Lime mortor and sloped with water proofing compound.
PLASTERING	:	Ceiling plastering with CM 1:3Inside & Outside walls are plastering with CM 1:4.
PAINTING	:	White washing with two coats over the one coat of primer for Ceiling.Colour washing with two coats over one coat of primer for all Walls.

SCHEDULE OF JOINERIES

ED1	1.00 x 2.20	Door
D1	1.00 x 2.20	Door
D2	0.90 x 2.20	Door
D3	0.80 x 2.20	Door
D5	0.60 x 1.80	Door
DD1	1.20 x 2.20	Double Door
FD1	1.20 x 2.20	Door
FRD1	1.20 x 2.20	Door
FRD2	1.00 x 2.20	Door
O1	1.20 x 2.20	Opening
O	1.25 x 2.20	Opening
W	0.60 x 1.40	Window
W1	0.75 x 1.40	Window
W1a	1.00 x 1.40	Window
W2	1.20 x 1.40	Window
W3	1.50 x 1.40	Window
W4	1.80 x 1.40	Window
KW	1.20 x 1.00	Window
KW2	0.90 x 1.00	Window
V	1.00 x 0.30	Ventilator
V1	0.60 x 0.60	Ventilator
V2	0.75 x 0.60	Ventilator
V3	0.90 x 0.60	Ventilator
V4	1.20 x 0.60	Ventilator

COLOUR INDEX :

PROPOSED

BOUNDARY

ROAD

DRIVEWAY

REFERENCE :

N

DRAWING TITLE :

Stilt Floor and First Floor Plan

APPLICANT :

Dr. Alok Dewangan
Executive Director
अधीक्षक अभियंता / Superintending Engineer
अखिल भारतीय आयुर्विज्ञान संस्थान, मदुरै
All India Institute of Medical Sciences, Madurai
स्वास्थ्य और परिवार कल्याण मंत्रालय, भारत सरकार
Ministry of Health and Family Welfare, Govt of India

All India Institute of Medical Sciences (AIIMS)
Madurai, Tamil Nadu
Under PMSSY Division, Ministry of Health & Family Welfare, Government of India

ARCHITECT / REGISTERED ENGINEER :

D. MUKESH
Registered Architect,
Council of Architecture,
(CA/90/12779)
Registered Architect Grade-I, DTCP,
Registration No: OS/RA-I/2019
Salem - 636 004.

REGISTERED STRUCTURAL ENGINEER :

P. SIVAGAMI, M.E(Struct).,
Structural Engineer
Mukesh & Associates
Consultants & Engineers
Division - 2,
Narasothipatty, Salem - 636004.
Reg. No: DTCP/SALEM/RSE-1/005/2020

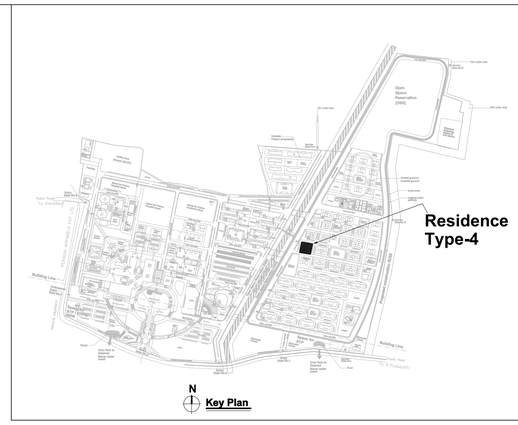

Sheet Number : 2 of 3
Building Name : Proposed Residence Type -4 (Stilt + 5 Floors)
Block Number : 25 of 42
Title : Typical(Second - Fifth) and Terrace Floor Plan

PLAN SHOWING THE PROPOSED RESIDENCE TYPE-4 (Stilt+5 Floors) BUILDING AT AIIMS MADURAI ., S.NO: 12/1, 12/2, 22/4, 23/2B, 23/3, 23/4B, 23/5, 23/6B,23/7B, 23/8, 23/9,24, 25/1, 25/2, 25/3, 26/2, 30, 31/1,32/1,33/1,34/1, 35, 36, 37/1, 38/1, 39, 40, 41, 42/1, 42/2, 43/1, 44/1,44/2, 45/1, 45/2, 46/1, 46/2, 47/1, 47/2, 47/3, 48/1, 48/2, 48/3,49/1, 49/2, 49/3, 50/1, 50/2, 50/3 , 53/1, K.PUDUPATTI VILLAGE, THIRUPPARANKUNDRAM TALUK, MADURAI DISTRICT, TAMIL NADU FOR SETTING UP OF ALL INDIA INSTITUTE OF MEDICAL SCIENCES (AIIMS), MADURAI. (SUPPORTED BY JICA) Loan No. - ID- P291 UNDER PMSSY DIVISION, MINISTRY OF HEALTH & FAMILY WELFARE GOVERNMENT OF INDIA.

NOTE : ALL DIMENSIONS ARE IN METRE

SPECIFICATION :

FOUNDATION	:	Minimum of RCC 1:11/2:3 M25 Concrete Column footing Laid Over sand filling and PCC 1:4:8.
RCC WORK	:	All Column, Beams, Roof Slab, Lintel,& Sunshade are in Minimum of RCC 1:11/2:3(M-25)
BRICKWORK	:	B.W in Basement & Superstructure are in CM 1:5.
JOINERY	:	Joineries are made with UPVC / Aluminium / Steel (or) first class teak wood.
WEATHERING COURSE	:	9" x 9" Pressed Tiles laid over the Brick Jelly with Lime mortor and sloped with water proofing compound.
PLASTERING	:	Ceiling plastering with CM 1:3Inside & Outside walls are plastering with CM 1:4.
PAINTING	:	White washing with two coats over the one coat of primer for Ceiling.Colour washing with two coats over one coat of primer for all Walls.

SCHEDULE OF JOINERIES

ED1	1.00 x 2.20	Door
D1	1.00 x 2.20	Door
D2	0.90 x 2.20	Door
D3	0.80 x 2.20	Door
D5	0.60 x 1.80	Door
DD1	1.20 x 2.20	Double Door
FD1	1.20 x 2.20	Door
FRD1	1.20 x 2.20	Door
FRD2	1.00 x 2.20	Door
O1	1.20 x 2.20	Opening
O	1.25 x 2.20	Opening
W	0.60 x 1.40	Window
W1	0.75 x 1.40	Window
W1a	1.00 x 1.40	Window
W2	1.20 x 1.40	Window
W3	1.50 x 1.40	Window
W4	1.80 x 1.40	Window
KW	1.20 x 1.00	Window
KW2	0.90 x 1.00	Window
V	1.00 x 0.30	Ventilator
V1	0.60 x 0.60	Ventilator
V2	0.75 x 0.60	Ventilator
V3	0.90 x 0.60	Ventilator
V4	1.20 x 0.60	Ventilator

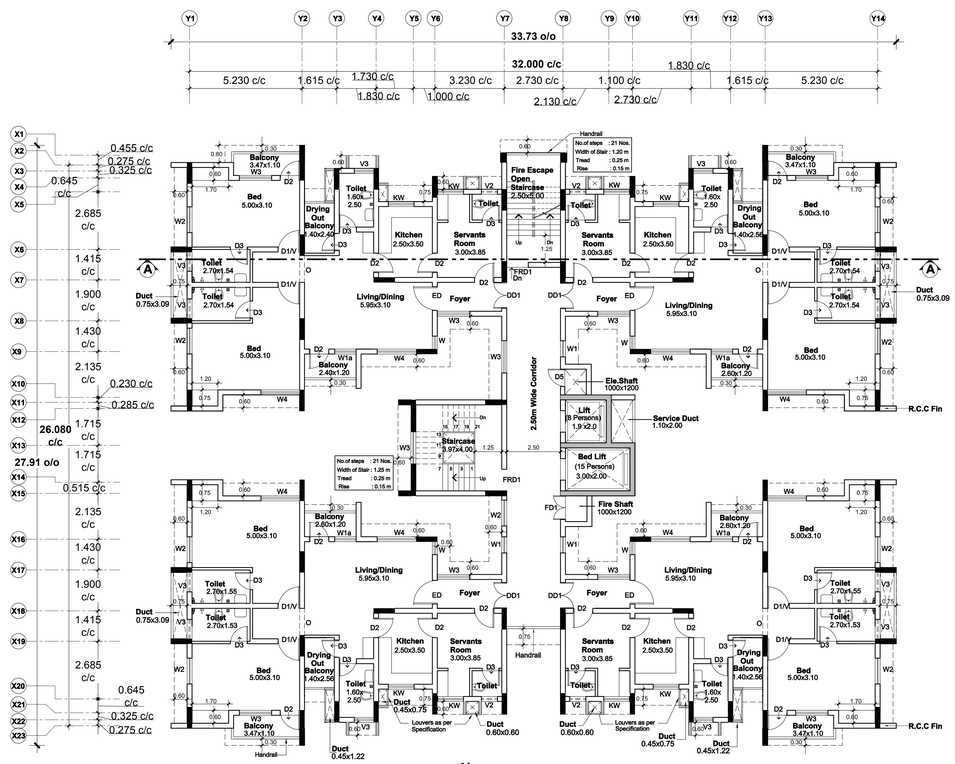

Typical Floor Plan
(Second to Fifth Floor)
Scale 1:100

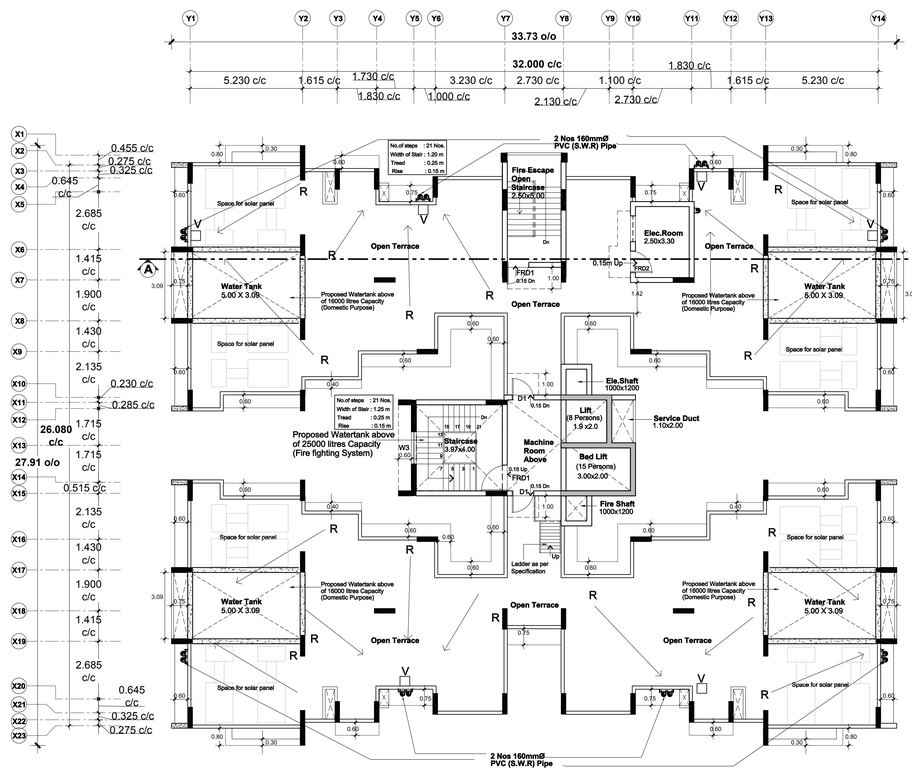

Terrace Floor Plan (Partly 6th floor - Electrical Room)
Scale 1:100

COLOUR INDEX :	REFERENCE :
PROPOSED	
BOUNDARY	
ROAD	
DRIVEWAY	

DRAWING TITLE :

Typical (Second-Fifth) and Terrace Floor Plan (Partly 6th floor - Electrical Room)

APPLICANT :

लेफ्टिनेंट कर्नल अशोक धेरवानी
Lt. Col Alok Dherwani
अधीक्षण अभियंता / Superintending Engineer
अखिल भारतीय आयुर्विज्ञान संस्थान, मदुरै
All India Institute of Medical Sciences, Madurai
स्वास्थ्य और परिवार कल्याण मंत्रालय, भारत सरकार
Ministry of Health and Family Welfare, Govt of India

All India Institute of Medical Sciences (AIIMS) Madurai, Tamil Nadu
Under PMSSY Division, Ministry of Health & Family Welfare, Government of India

ARCHITECT / REGISTERED ENGINEER :

D. MUKESH
Registered Architect,
Council of Architecture,
(CA/90/12779)
Registered Architect Grade-I, DTCP,
Registration No: 05/RA-I/2019
Salem - 636 004.

REGISTERED STRUCTURAL ENGINEER :

P. SIVAGAMI, M.E(Struct).,
Structural Engineer
Mukesh & Associates
Consultants & Engineers
Division - 2,
Narasothipatty, Salem - 636 004.
Reg. No: DTCP/SALEM/RSE-1/005/2020



Front Elevation

Scale 1:100



Section - AA

Scale 1:100

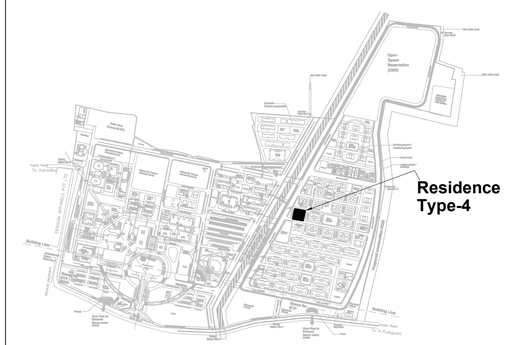

N

Key Plan

Sheet Number : 1 of 3
Building Name : Proposed Residence Type -4 (Stilt + 5 Floors)
Block Number : 25 of 42
Title : Stilt Floor and First Floor Plan

PLAN SHOWING THE PROPOSED RESIDENCE TYPE-4 (Stilt+5 Floors) BUILDING AT AIIMS MADURAI ., S.NO: 12/1, 12/2, 22/4, 23/2B, 23/3, 23/4B, 23/5, 23/6B,23/7B, 23/8, 23/9,24, 25/1, 25/2, 25/3, 26/2, 30, 31/1,32/1,33/1,34/1, 35, 36, 37/1, 38/1, 39, 40, 41, 42/1, 42/2, 43/1, 44/1,44/2, 45/1, 45/2, 46/1, 46/2, 47/1, 47/2, 47/3, 48/1, 48/2, 48/3,49/1, 49/2, 49/3, 50/1, 50/2, 50/3 , 53/1, K.PUDUPATTI VILLAGE, THIRUPPARANKUNDRAM TALUK, MADURAI DISTRICT, TAMIL NADU FOR SETTING UP OF ALL INDIA INSTITUTE OF MEDICAL SCIENCES (AIIMS), MADURAI. (SUPPORTED BY JICA) Loan No. - ID- P291 UNDER PMSSY DIVISION, MINISTRY OF HEALTH & FAMILY WELFARE GOVERNMENT OF INDIA.

NOTE : ALL DIMENSIONS ARE IN METRE

SPECIFICATION :

FOUNDATION	:	Minimum of RCC 1:11/2:3 M25 Concrete Column footing Laid Over sand filling and PCC 1:4:8.
RCC WORK	:	All Column, Beams, Roof Slab, Lintel,& Sunshade are in Minimum of RCC 1:11/2:3(M-25)
BRICKWORK	:	B.W in Basement & Superstructure are in CM 1:5.
JOINERY	:	Joineries are made with UPVC / Aluminium / Steel (or) first class teak wood.
WEATHERING COURSE	:	9" x 9" Pressed Tiles laid over the Brick Jelly with Lime mortor and sloped with water proofing compound.
PLASTERING	:	Ceiling plastering with CM 1:3Inside & Outside walls are plastering with CM 1:4.
PAINTING	:	White washing with two coats over the one coat of primer for Ceiling.Colour washing with two coats over one coat of primer for all Walls.

SCHEDULE OF JOINERIES

ED1	1.00 x 2.20	Door
D1	1.00 x 2.20	Door
D2	0.90 x 2.20	Door
D3	0.80 x 2.20	Door
D5	0.60 x 1.80	Door
DD1	1.20 x 2.20	Double Door
FD1	1.20 x 2.20	Door
FRD1	1.20 x 2.20	Door
FRD2	1.00 x 2.20	Door
O1	1.20 x 2.20	Opening
O	1.25 x 2.20	Opening
W	0.60 x 1.40	Window
W1	0.75 x 1.40	Window
W1a	1.00 x 1.40	Window
W2	1.20 x 1.40	Window
W3	1.50 x 1.40	Window
W4	1.80 x 1.40	Window
KW	1.20 x 1.00	Window
KW2	0.90 x 1.00	Window
V	1.00 x 0.30	Ventilator
V1	0.60 x 0.60	Ventilator
V2	0.75 x 0.60	Ventilator
V3	0.90 x 0.60	Ventilator
V4	1.20 x 0.60	Ventilator

COLOUR INDEX :

PROPOSED
BOUNDARY
ROAD
DRIVEWAY

REFERENCE :

N

DRAWING TITLE :

Section and Elevation

APPLICANT :

Lt. Col Alok Devrani
अधीक्षण अभियंता / Superintending Engineer
अखिल भारतीय आयुर्विज्ञान संस्थान, मदुरै
All India Institute of Medical Sciences, Madurai
स्वास्थ्य और परिवार कल्याण मंत्रालय, भारत सरकार
Ministry of Health and Family Welfare, Govt. of India

All India Institute of Medical Sciences (AIIMS)
Madurai, Tamil Nadu
Under PMSSY Division, Ministry of Health & Family Welfare, Government of India

ARCHITECT / REGISTERED ENGINEER :

D. MUKESH
Registered Architect,
Council of Architecture,
(CA/90/12775)
Registered Architect Grade-I, DTCP,
Registration No: 05/RA-I/2019
Salem - 636 004.

REGISTERED STRUCTURAL ENGINEER :

P. SIVAGAMI, M.E(Struct).,
Structural Engineer
Mukesh & Associates
Consultants & Engineers
Division - 2
Narasothipatty, Salem - 636004.
Reg. No: DTCP/SALEM/RSE-1/005/2020



N

Stilt Floor Plan

Scale 1:100

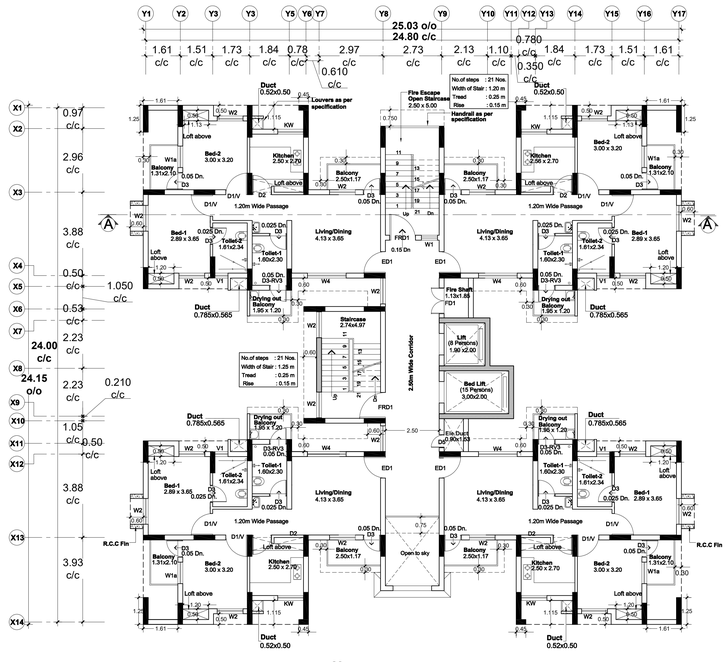

N

First Floor Plan

Scale 1:100



N

Typical Floor Plan

(Second to Fourth Floor)

Scale 1:100

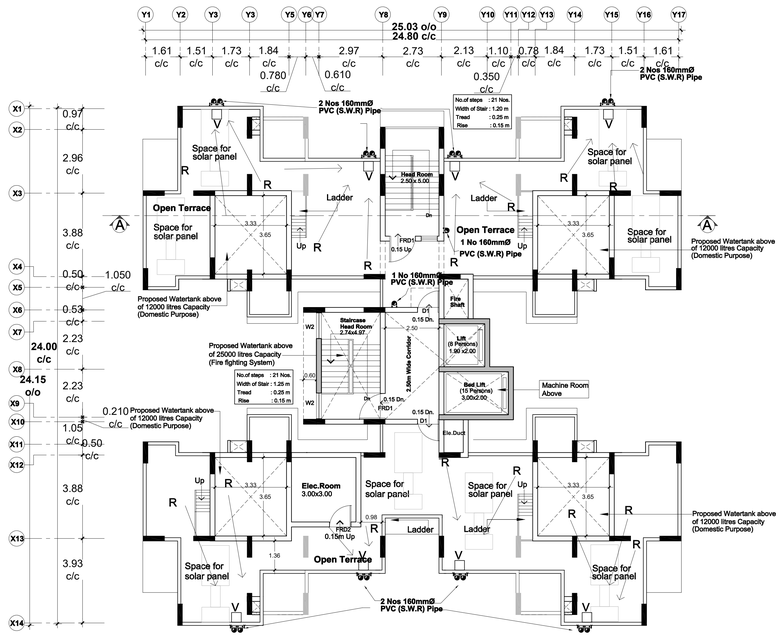

N

Terrace Floor Plan (Partly 5th floor - Electrical Room)

Scale 1:100

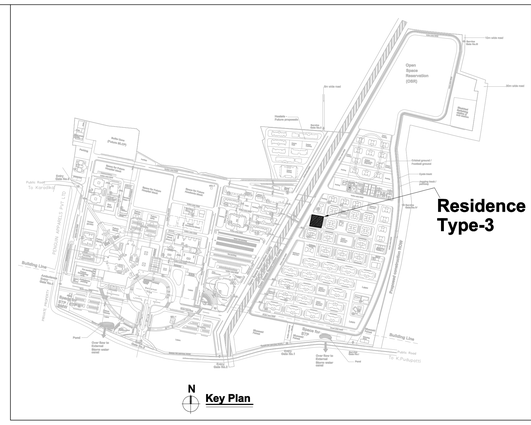

Sheet Number : 1 of 2
Building Name : Proposed Residence Type -3 (Stilt + 4 Floors)
Block Number : 26 of 42
Title : Stilt,First,Typical(Second-Fourth),Terrace Floor Plan

PLAN SHOWING THE PROPOSED RESIDENCE TYPE-3 (Stilt+4 Floors) BUILDING AT AIIMS MADURAI .,

S.NO: 12/1, 12/2, 22/4, 23/2B, 23/3, 23/4B, 23/5, 23/6B,23/7B, 23/8, 23/9,24, 25/1, 25/2, 25/3, 26/2, 30, 31/1,32/1,33/1,34/1, 35, 36, 37/1, 38/1, 39, 40, 41, 42/1, 42/2, 43/1, 44/1,44/2, 45/1, 45/2, 46/1, 46/2, 47/1, 47/2, 47/3, 48/1, 48/2, 48/3,49/1, 49/2, 49/3, 50/1, 50/2, 50/3 , 53/1, K.PUDUPATTI VILLAGE, THIRUPPARANKUNDRAM TALUK, MADURAI DISTRICT, TAMIL NADU FOR SETTING UP OF ALL INDIA INSTITUTE OF MEDICAL SCIENCES (AIIMS), MADURAI. (SUPPORTED BY JICA) Loan No. - ID- P291 UNDER PMSSY DIVISION, MINISTRY OF HEALTH & FAMILY WELFARE GOVERNMENT OF INDIA.

NOTE : ALL DIMENSIONS ARE IN METRE

SPECIFICATION :

FOUNDATION	:	Minimum of RCC 1:11/2:3 M25 Concrete Column footing Laid Over sand filling and PCC 1:4:8.
RCC WORK	:	All Column, Beams, Roof Slab, Lintel,& Sunshade are in Minimum of RCC 1:11/2:3(M-25)
BRICKWORK	:	B.W in Basement & Superstructure are in CM 1:5.
JOINERY	:	Joineries are made with UPVC / Aluminium / Steel (or) first class teak wood.
WEATHERING COURSE	:	9" x 9" Pressed Tiles laid over the Brick Jelly with Lime mortor and sloped with water proofing compound.
PLASTERING	:	Ceiling plastering with CM 1:3Inside & Outside walls are plastering with CM 1:4.
PAINTING	:	White washing with two coats over the one coat of primer for Ceiling.Colour washing with two coats over one coat of primer for all Walls.

SCHEDULE OF JOINERIES

ED1	1.00 x 2.20	Door
D1	1.00 x 2.20	Door
D2	0.90 x 2.20	Door
D3	0.80 x 2.20	Door
D3-RV3	0.80 x 2.40	Door Cum Ventilator
D5	0.60 x 1.80	Door
FD1	1.20 x 2.20	Door
FRD1	1.20 x 2.20	Door
FRD2	1.00 x 2.20	Door
O1	1.20 x 2.20	Opening
O2	1.80 x 2.20	Opening
W1	0.75 x 1.40	Window
W1a	1.00 x 1.40	Window
W2	1.20 x 1.40	Window
W4	1.80 x 1.40	Window
KW	1.20 x 1.00	Window
V	1.00 x 0.30	Ventilator
V1	0.60 x 0.60	Ventilator
V3	0.90 x 0.60	Ventilator

COLOUR INDEX :

PROPOSED
BOUNDARY
ROAD
DRIVEWAY

REFERENCE :

N

DRAWING TITLE :

Stilt,First,Typical(Second-Fourth),Terrace Floor Plan

APPLICANT :

Lt. Col Alok Devrani
अधीक्षण अभियंता / Superintending Engineer
अखिल भारतीय आयुर्विज्ञान संस्थान, मदुरै
All India Institute of Medical Sciences, Madurai
स्वास्थ्य और परिवार कल्याण मंत्रालय, भारत सरकार
Ministry of Health and Family Welfare, Govt of India

All India Institute of Medical Sciences (AIIMS)
Madurai, Tamil Nadu
Under PMSSY Division, Ministry of Health & Family Welfare, Government of India

ARCHITECT / REGISTERED ENGINEER :

D. MUKESH
Registered Architect,
Council of Architecture,
(CA/90/12775)
Registered Architect Grade-I, DTCP,
Registration No: 05/RA-I/2019
Salem - 636 004.

REGISTERED STRUCTURAL ENGINEER :

P. SIVAGAMI, M.E(Struct).,
Structural Engineer
Mukesh & Associates
Consultants & Engineers
Division - 2,
Narasothipatty, Salem - 636 004.
Reg. No: DTCP/SALEM/RSE-1/005/2020

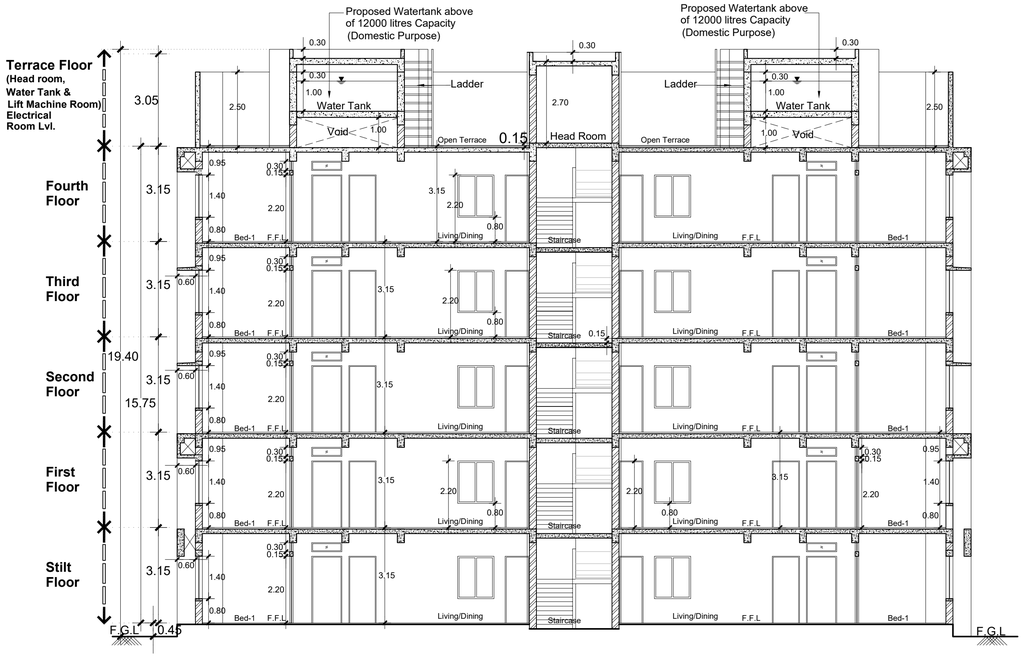

Section A-A

Scale 1:100



Front Elevation

Scale 1:100

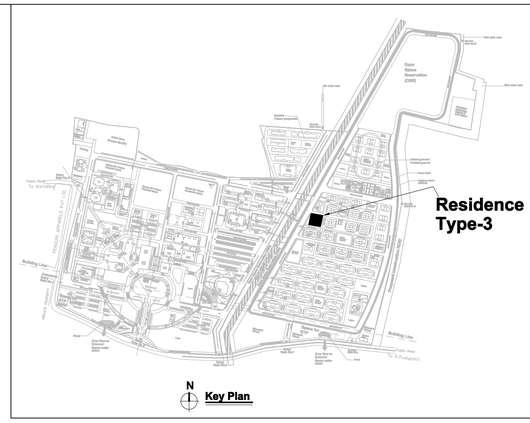

Sheet Number : 2 of 2
Building Name : Proposed Residence Type -3 (Stilt + 4 Floors)
Block Number : 26 of 42
Title : Section and Elevation

PLAN SHOWING THE PROPOSED RESIDENCE TYPE-3 (Stilt+4 Floors) BUILDING AT AIIMS MADURAI ., S.NO: 12/1, 12/2, 22/4, 23/2B, 23/3, 23/4B, 23/5, 23/6B,23/7B, 23/8, 23/9,24, 25/1, 25/2, 25/3, 26/2, 30, 31/1,32/1,33/1,34/1, 35, 36, 37/1, 38/1, 39, 40, 41, 42/1, 42/2, 43/1, 44/1,44/2, 45/1, 45/2, 46/1, 46/2, 47/1, 47/2, 47/3, 48/1, 48/2, 48/3,49/1, 49/2, 49/3, 50/1, 50/2, 50/3 , 53/1, K.PUDUPATTI VILLAGE, THIRUPPARANKUNDRAM TALUK, MADURAI DISTRICT, TAMIL NADU FOR SETTING UP OF ALL INDIA INSTITUTE OF MEDICAL SCIENCES (AIIMS), MADURAI. (SUPPORTED BY JICA) Loan No. - ID- P291 UNDER PMSSY DIVISION, MINISTRY OF HEALTH & FAMILY WELFARE GOVERNMENT OF INDIA.

NOTE : ALL DIMENSIONS ARE IN METRE

SPECIFICATION :

FOUNDATION	:	Minimum of RCC 1:11/2:3 M25 Concrete Column footing Laid Over sand filling and PCC 1:4:8.
RCC WORK	:	All Column, Beams, Roof Slab, Lintel,& Sunshade are in Minimum of RCC 1:11/2:3(M-25)
BRICKWORK	:	B.W in Basement & Superstructure are in CM 1:5.
JOINERY	:	Joineries are made with UPVC / Aluminium / Steel (or) first class teak wood.
WEATHERING COURSE	:	9" x 9" Pressed Tiles laid over the Brick Jelly with Lime mortor and sloped with water proofing compound.
PLASTERING	:	Ceiling plastering with CM 1:3Inside & Outside walls are plastering with CM 1:4.
PAINTING	:	White washing with two coats over the one coat of primer for Ceiling.Colour washing with two coats over one coat of primer for all Walls.

SCHEDULE OF JOINERIES

ED1	1.00 x 2.20	Door
D1	1.00 x 2.20	Door
D2	0.90 x 2.20	Door
D3	0.80 x 2.20	Door
D3-RV3	0.80 x 2.40	Door Cum Ventilator
D5	0.60 x 1.80	Door
FD1	1.20 x 2.20	Door
FRD1	1.20 x 2.20	Door
FRD2	1.00 x 2.20	Door
O1	1.20 x 2.20	Opening
O2	1.80 x 2.20	Opening
W1	0.75 x 1.40	Window
W1a	1.00 x 1.40	Window
W2	1.20 x 1.40	Window
W4	1.80 x 1.40	Window
KW	1.20 x 1.00	Window
V	1.00 x 0.30	Ventilator
V1	0.60 x 0.60	Ventilator
V3	0.90 x 0.60	Ventilator

COLOUR INDEX :

PROPOSED
BOUNDARY
ROAD
DRIVEWAY

REFERENCE :

N

DRAWING TITLE :

Section and Elevation

APPLICANT :

लेफ्टिनेंट-कर्नल-आलोक देवरानी
Lt. Col Alok Devrani
अधीक्षण अभियंता / Superintending Engineer
अखिल भारतीय आयुर्विज्ञान संस्थान, मदुरै
All India Institute of Medical Sciences, Madurai
स्वास्थ्य और परिवार कल्याण मंत्रालय, भारत सरकार
Ministry of Health and Family Welfare, Govt of India

All India Institute of Medical Sciences (AIIMS)
Madurai, Tamil Nadu
Under PMSSY Division, Ministry of Health & Family Welfare, Government of India

ARCHITECT / REGISTERED ENGINEER :

D. MUKESH
Registered Architect,
Council of Architecture,
(CA/90/12779)
Registered Architect Grade-I, DTCP,
Registration No: 05/RA-I/2019
Salem - 636 004.

REGISTERED STRUCTURAL ENGINEER :

P. SIVAGAMI, M.E(Struct).,
Structural Engineer
Mukesh & Associates
Consultants & Engineers
Division - 2.
Narasothipatty, Salem - 636004.
Reg. No: DTCP/SALEM/RSE-1/005/2020

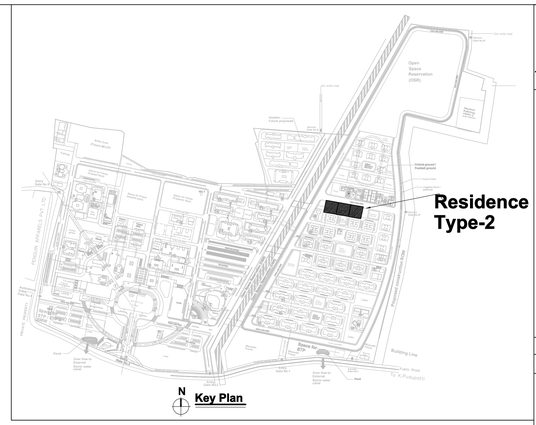

Sheet Number : 1 of 2
Building Name : Proposed Residence Type -2 (G+8 Floors)
Block Number : 27 of 42
Title:Ground,First,Typical(Second-Eighth),Terrace Floor Plans

PLAN SHOWING THE PROPOSED RESIDENCE TYPE-2 (G+8 Floors) BUILDING AT AIIMS MADURAI .,

S.NO: 12/1, 12/2, 22/4, 23/2B, 23/3, 23/4B, 23/5, 23/6B,23/7B, 23/8, 23/9,24, 25/1, 25/2, 25/3, 26/2, 30, 31/1,32/1,33/1,34/1, 35, 36, 37/1, 38/1, 39, 40, 41, 42/1, 42/2, 43/1, 44/1,44/2, 45/1, 45/2, 46/1, 46/2, 47/1, 47/2, 47/3, 48/1, 48/2, 48/3,49/1, 49/2, 49/3, 50/1, 50/2, 50/3 , 53/1, K.PUDUPATTI VILLAGE, THIRUPPARANKUNDRAM TALUK, MADURAI DISTRICT, TAMIL NADU FOR SETTING UP OF ALL INDIA INSTITUTE OF MEDICAL SCIENCES (AIIMS), MADURAI. (SUPPORTED BY JICA) Loan No. - ID- P291 UNDER PMSSY DIVISION, MINISTRY OF HEALTH & FAMILY WELFARE GOVERNMENT OF INDIA.

NOTE : ALL DIMENSIONS ARE IN METRE

SPECIFICATION :

FOUNDATION	:	Minimum of RCC 1:11/2:3 M25 Concrete Column footing Laid Over sand filling and PCC 1:4:8.
RCC WORK	:	All Column, Beams, Roof Slab, Lintel,& Sunshade are in Minimum of RCC 1:11/2:3(M-25)
BRICKWORK	:	B.W in Basement & Superstructure are in CM 1:5.
JOINERY	:	Joineries are made with UPVC / Aluminium / Steel (or) first class teak wood.
WEATHERING COURSE	:	9" x 9" Pressed Tiles laid over the Brick Jelly with Lime mortor and sloped with water proofing compound.
PLASTERING	:	Ceiling plastering with CM 1:3Inside & Outside walls are plastering with CM 1:4.
PAINTING	:	White washing with two coats over the one coat of primer for Ceiling.Colour washing with two coats over one coat of primer for all Walls.

SCHEDULE OF JOINERIES

ED1	1.00 x 2.20	Door
D1	1.00 x 2.40	Door
D4/RV2	0.60 x 2.40	Door cum Ventilator
D2	0.90 x 2.20	Door
D3	0.80 x 2.20	Door
D5	0.60 x 1.80	Door
FD1	1.20 x 2.20	Door
FRD1	1.20 x 2.20	Door
FRD2	1.00 x 2.20	Door
W	0.60 x 1.40	Window
W2	1.20 x 1.40	Window
W1a	1.00 x 1.40	Window
KW2	0.90 x 1.00	Window
Va	0.45 x 0.60	Ventilator
V4	1.20 x 0.60	Ventilator
V	1.00 x 0.60	Ventilator

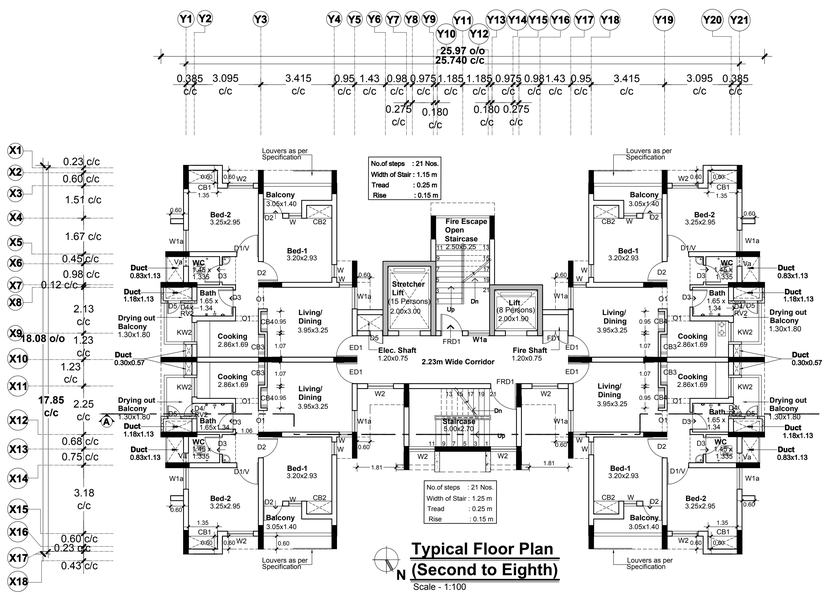
Typical Floor Plan (Second to Eighth)
Scale - 1:100
Louvers as per Specification
No.of steps : 21 Nos.
Width of Stair : 1.15 m
Tread : 0.25 m
Rise : 0.15 m
No.of steps : 21 Nos.
Width of Stair : 1.25 m
Tread : 0.25 m
Rise : 0.15 m
Fire Escape Open Staircase
Stretcher Lift (15 Persons) 2.05x3.00
Lift (8 Persons) 2.00x1.90
Elec. Shaft 1.20x0.75
Fire Shaft 1.20x0.75
2.23m Wide Corridor
Bed-1 3.20x2.93
Bed-2 3.25x2.95
Balcony 3.05x1.40
Living/ Dining 3.95x3.25
Cooking 2.86x1.69
Bath 1.65 x 1.34
WC 1.45 x 1.335
Duct 0.83x1.13
Duct 1.18x1.13
Duct 0.30x0.57
Drying out Balcony 1.30x1.80

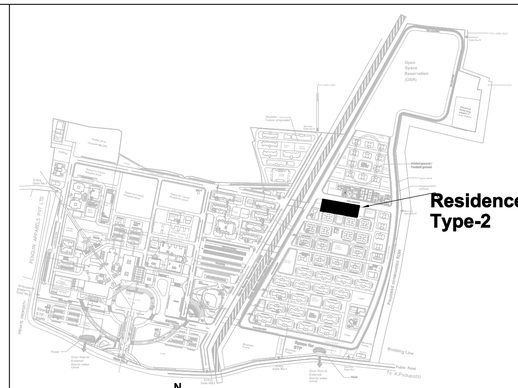

Sheet Number	**: 2 of 2**
Building Name	**: Proposed Residence Type -2 (G+8 Floors)**
Block Number	**: 27 of 42**
Title	**: Section and Elevation**

PLAN SHOWING THE PROPOSED RESIDENCE TYPE-2 (G+8 Floors) BUILDING AT AIIMS MADURAI ., S.NO: 12/1, 12/2, 22/4, 23/2B, 23/3, 23/4B, 23/5, 23/6B,23/7B, 23/8, 23/9,24, 25/1, 25/2, 25/3, 26/2, 30, 31/1,32/1,33/1,34/1, 35, 36, 37/1, 38/1, 39, 40, 41, 42/1, 42/2, 43/1, 44/1,44/2, 45/1, 45/2, 46/1, 46/2, 47/1, 47/2, 47/3, 48/1, 48/2, 48/3,49/1, 49/2, 49/3, 50/1, 50/2, 50/3 , 53/1, K.PUDUPATTI VILLAGE, THIRUPPARANKUNDRAM TALUK, MADURAI DISTRICT, TAMIL NADU FOR SETTING UP OF ALL INDIA INSTITUTE OF MEDICAL SCIENCES (AIIMS), MADURAI. (SUPPORTED BY JICA) Loan No. - ID- P291 UNDER PMSSY DIVISION, MINISTRY OF HEALTH & FAMILY WELFARE GOVERNMENT OF INDIA.

NOTE : ALL DIMENSIONS ARE IN METRE

SPECIFICATION :

FOUNDATION	:	Minimum of RCC 1:11/2:3 M25 Concrete Column footing Laid Over sand filling and PCC 1:4:8.
RCC WORK	:	All Column, Beams, Roof Slab, Lintel,& Sunshade are in Minimum of RCC 1:11/2:3(M-25)
BRICKWORK	:	B.W in Basement & Superstructure are in CM 1:5.
JOINERY	:	Joineries are made with UPVC / Aluminium / Steel (or) first class teak wood.
WEATHERING COURSE	:	0" x 0" Pressed Tiles laid over the Brick Jelly with Lime mortor and sloped with water proofing compound.
PLASTERING	:	Ceiling plastering with CM 1:3Inside & Outside walls are plastering with CM 1:4.
PAINTING	:	White washing with two coats over the one coat of primer for Ceiling Colour washing with two coats over one coat of primer for all Walls.

SCHEDULE OF JOINERIES

ED1	1.00 x 2.20	Door
D1	1.00 x 2.40	Door
D4/RV2	0.60 x 2.40	Door cum Ventilator
D2	0.90 x 2.20	Door
D3	0.80 x 2.20	Door
D5	0.60 x 1.80	Door
FD1	1.20 x 2.20	Door
FRD1	1.20 x 2.20	Door
FRD2	1.00 x 2.20	Door
W	0.60 x 1.40	Window
W2	1.20 x 1.40	Window
W1a	1.00 x 1.40	Window
KW2	0.90 x 1.00	Window
Va	0.45 x 0.60	Ventilator
V4	1.20 x 0.60	Ventilator
V	1.00 x 0.60	Ventilator

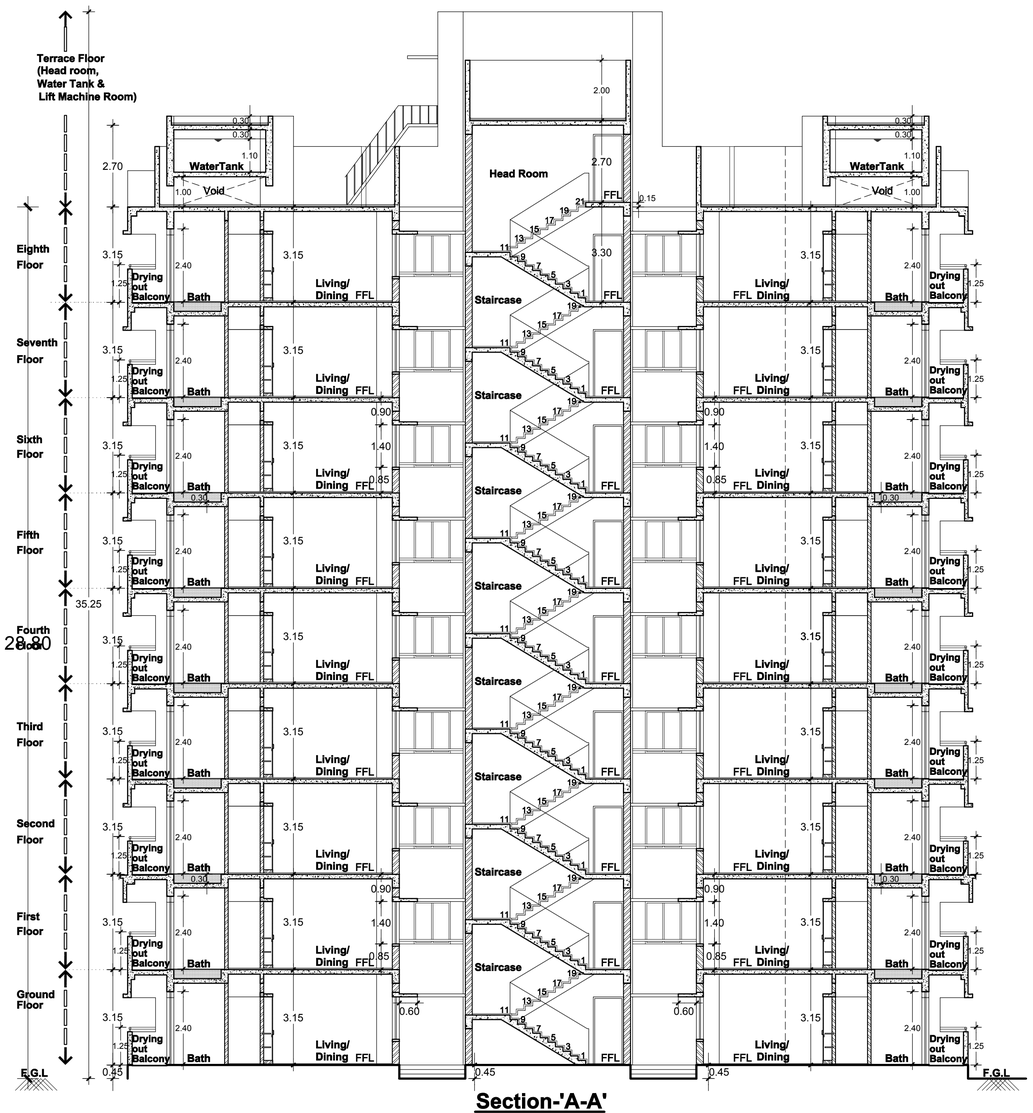

Section-'A-A'

Scale - 1:100



Elevation - 1

Scale - 1:100

COLOUR INDEX :	**REFERENCE :**
PROPOSED	
BOUNDARY	
ROAD	
DRIVEWAY	

DRAWING TITLE :

Section and Elevation

APPLICANT :

लेफ्टिनेंट कर्नल आलोक देवरानी
Lt. Col Alok Devrani
अधीक्षण अभियंता / Superintending Engineer
अखिल भारतीय आयुर्विज्ञान संस्थान, मदुरै
All India Institute of Medical Sciences, Madurai
स्वास्थ्य और परिवार कल्याण मंत्रालय, भारत सरकार
Ministry of Health and Family Welfare, Govt of India

All India Institute of Medical Sciences (AIIMS)
Madurai, Tamil Nadu
Under PMSSY Division, Ministry of Health & Family Welfare, Government of India

ARCHITECT / REGISTERED ENGINEER :

D. MUKESH
Registered Architect,
Council of Architecture,
(CA/90/12779)
Registered Architect Grade-I, DTCP,
Registration No: 05/RA-I/2019
Salem - 636 004.

REGISTERED STRUCTURAL ENGINEER :

P. SIVAGAMI, M.E(Struct).,
Structural Engineer
Mukesh & Associates
Consultants & Engineers
Division - 2,
Narasothipatty, Salem - 636004.
Reg. No: DTCP/SALEM/RSE-1/005/2020

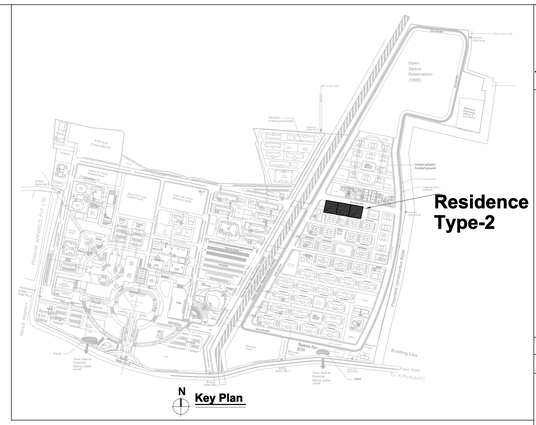

Sheet Number : 1 of 2
Building Name : Proposed Residence Type -2 (G+8 Floors)
Block Number : 28 of 42
Title:Ground,First,Typical(Second-Eighth),Terrace Floor Plans

PLAN SHOWING THE PROPOSED RESIDENCE TYPE-2 (G+8 Floors) BUILDING AT AIIMS MADURAI .,

S.NO: 12/1, 12/2, 22/4, 23/2B, 23/3, 23/4B, 23/5, 23/6B,23/7B, 23/8, 23/9,24, 25/1, 25/2, 25/3, 26/2, 30, 31/1,32/1,33/1,34/1, 35, 36, 37/1, 38/1, 39, 40, 41, 42/1, 42/2, 43/1, 44/1,44/2, 45/1, 45/2, 46/1, 46/2, 47/1, 47/2, 47/3, 48/1, 48/2, 48/3,49/1, 49/2, 49/3, 50/1, 50/2, 50/3 , 53/1, K.PUDUPATTI VILLAGE, THIRUPPARANKUNDRAM TALUK, MADURAI DISTRICT, TAMIL NADU FOR SETTING UP OF ALL INDIA INSTITUTE OF MEDICAL SCIENCES (AIIMS), MADURAI. (SUPPORTED BY JICA) Loan No. - ID- P291 UNDER PMSSY DIVISION, MINISTRY OF HEALTH & FAMILY WELFARE GOVERNMENT OF INDIA.

NOTE : ALL DIMENSIONS ARE IN METRE

SPECIFICATION :

FOUNDATION	:	Minimum of RCC 1:11/2:3 M25 Concrete Column footing Laid Over sand filling and PCC 1:4:8.
RCC WORK	:	All Column, Beams, Roof Slab, Lintel,& Sunshade are in Minimum of RCC 1:11/2:3(M-25)
BRICKWORK	:	B.W in Basement & Superstructure are in CM 1:5.
JOINERY	:	Joineries are made with UPVC / Aluminium / Steel (or) first class teak wood.
WEATHERING COURSE	:	9" x 9" Pressed Tiles laid over the Brick Jelly with Lime mortor and sloped with water proofing compound.
PLASTERING	:	Ceiling plastering with CM 1:3Inside & Outside walls are plastering with CM 1:4.
PAINTING	:	White washing with two coats over the one coat of primer for Ceiling,Colour washing with two coats over one coat of primer for all Walls.

SCHEDULE OF JOINERIES

ED1	1.00 x 2.20	Door
D1	1.00 x 2.40	Door
D4/RV2	0.60 x 2.40	Door cum Ventilator
D2	0.90 x 2.20	Door
D3	0.80 x 2.20	Door
D5	0.60 x 1.80	Door
FD1	1.20 x 2.20	Door
FRD1	1.20 x 2.20	Door
FRD2	1.00 x 2.20	Door
W	0.60 x 1.40	Window
W2	1.20 x 1.40	Window
W1a	1.00 x 1.40	Window
KW2	0.90 x 1.00	Window
Va	0.45 x 0.60	Ventilator
V4	1.20 x 0.60	Ventilator
V	1.00 x 0.60	Ventilator

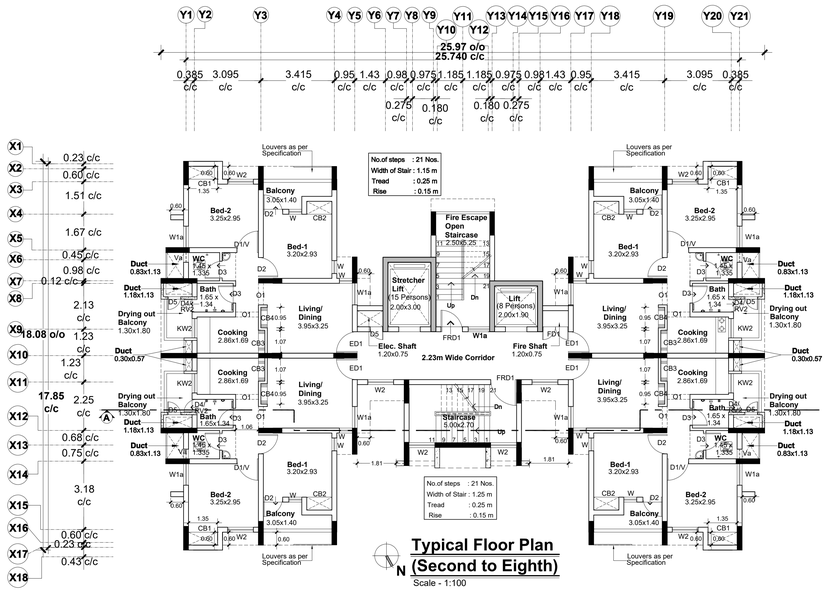

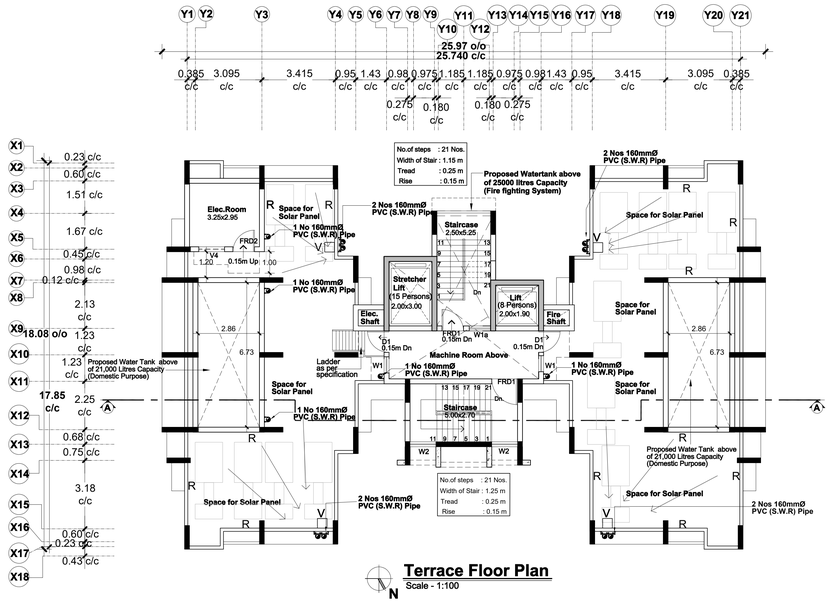

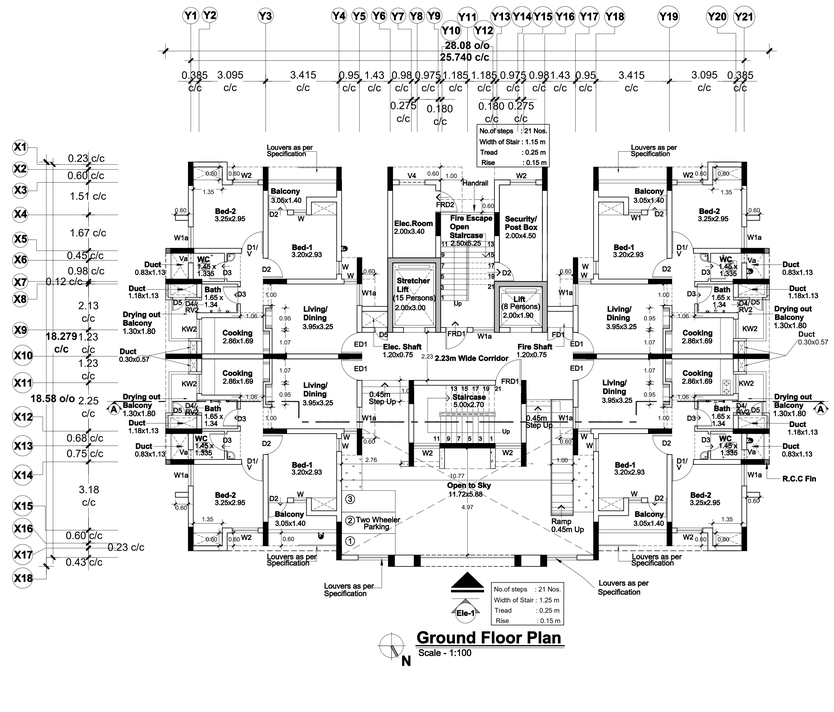

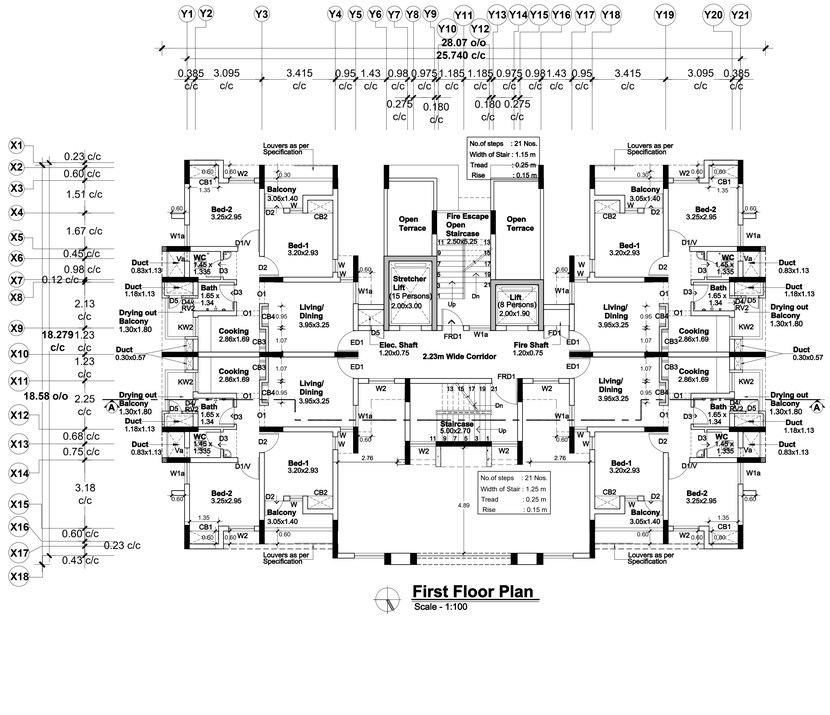

COLOUR INDEX :	REFERENCE :
PROPOSED	
BOUNDARY	
ROAD	
DRIVEWAY	

DRAWING TITLE :

Ground,First,Typical(Second-Eighth),Terrace Floor Plan
(Partly 9th floor - Electrical Room)

APPLICANT :

लेफ्टिनेंट कर्नल अलोक देवरानी
Lt. Col Alok Devrani
अधीक्षण अभियंता / Superintending Engineer
सिविल मरम्मत अनुविभाग संख्या. 1
All India Institute of Medical Sciences, Madurai
सदस्य सचिव एवं सिविल मरम्मत, भारत सरकार
Ministry of Health and Family Welfare, Govt of India

All India Institute of Medical Sciences (AIIMS)
Madurai, Tamil Nadu
Under PMSSY Division, Ministry of Health & Family Welfare, Government of India

ARCHITECT / REGISTERED ENGINEER :

D. MUKESH
Registered Architect,
Council of Architecture,
(CA/90/12779)
Registered Architect Grade-I, DTCP,
Registration No: 05/RA-I/2019
Salem - 636 004.

REGISTERED STRUCTURAL ENGINEER :

P. SIVAGAMI, M.E(Struct)., Structural Engineer
Mukesh & Associates
Consultants & Engineers
Division - 2,
Narasothipatty, Salem - 636 004.
Reg. No: DTCP/SALEM/RSE-1/005/2020

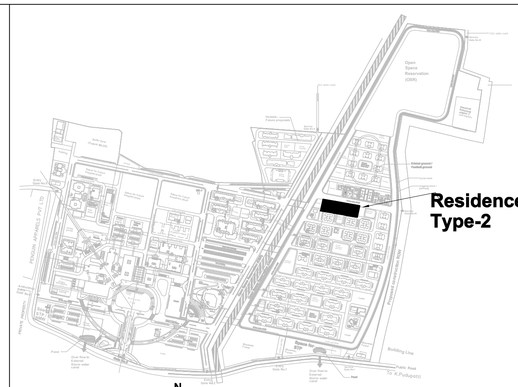

Sheet Number	:	**2 of 2**
Building Name	:	**Proposed Residence Type -2 (G+8 Floors)**
Block Number	:	**28 of 42**
Title	:	**Section and Elevation**

PLAN SHOWING THE PROPOSED RESIDENCE TYPE-2 (G+8 Floors) BUILDING AT AIIMS MADURAI ., S.NO: 12/1, 12/2, 22/4, 23/2B, 23/3, 23/4B, 23/5, 23/6B,23/7B, 23/8, 23/9,24, 25/1, 25/2, 25/3, 26/2, 30, 31/1,32/1,33/1,34/1, 35, 36, 37/1, 38/1, 39, 40, 41, 42/1, 42/2, 43/1, 44/1,44/2, 45/1, 45/2, 46/1, 46/2, 47/1, 47/2, 47/3, 48/1, 48/2, 48/3,49/1, 49/2, 49/3, 50/1, 50/2, 50/3 , 53/1, K.PUDUPATTI VILLAGE, THIRUPPARANKUNDRAM TALUK, MADURAI DISTRICT, TAMIL NADU FOR SETTING UP OF ALL INDIA INSTITUTE OF MEDICAL SCIENCES (AIIMS), MADURAI. (SUPPORTED BY JICA) Loan No. - ID- P291 UNDER PMSSY DIVISION, MINISTRY OF HEALTH & FAMILY WELFARE GOVERNMENT OF INDIA.

NOTE : ALL DIMENSIONS ARE IN METRE

SPECIFICATION :

FOUNDATION	:	Minimum of RCC 1:11/2:3 M25 Concrete Column footing Laid Over sand filling and PCC 1:4:8.
RCC WORK	:	All Column, Beams, Roof Slab, Lintel,& Sunshade are in Minimum of RCC 1:11/2:3(M-25)
BRICKWORK	:	B.W in Basement & Superstructure are in CM 1:5.
JOINERY	:	Joineries are made with UPVC / Aluminium / Steel (or) first class teak wood.
WEATHERING COURSE	:	0" x 0" Pressed Tiles laid over the Brick Jelly with Lime mortor and sloped with water proofing compound.
PLASTERING	:	Ceiling plastering with CM 1:3Inside & Outside walls are plastering with CM 1:4.
PAINTING	:	White washing with two coats over the one coat of primer for Ceiling.Colour washing with two coats over one coat of primer for all Walls.

SCHEDULE OF JOINERIES

ED1	1.00 x 2.20	Door
D1	1.00 x 2.40	Door
D4/RV2	0.60 x 2.40	Door cum Ventilator
D2	0.90 x 2.20	Door
D3	0.80 x 2.20	Door
D5	0.60 x 1.80	Door
FD1	1.20 x 2.20	Door
FRD1	1.20 x 2.20	Door
FRD2	1.00 x 2.20	Door
W	0.60 x 1.40	Window
W2	1.20 x 1.40	Window
W1a	1.00 x 1.40	Window
KW2	0.90 x 1.00	Window
Va	0.45 x 0.60	Ventilator
V4	1.20 x 0.60	Ventilator
V	1.00 x 0.60	Ventilator

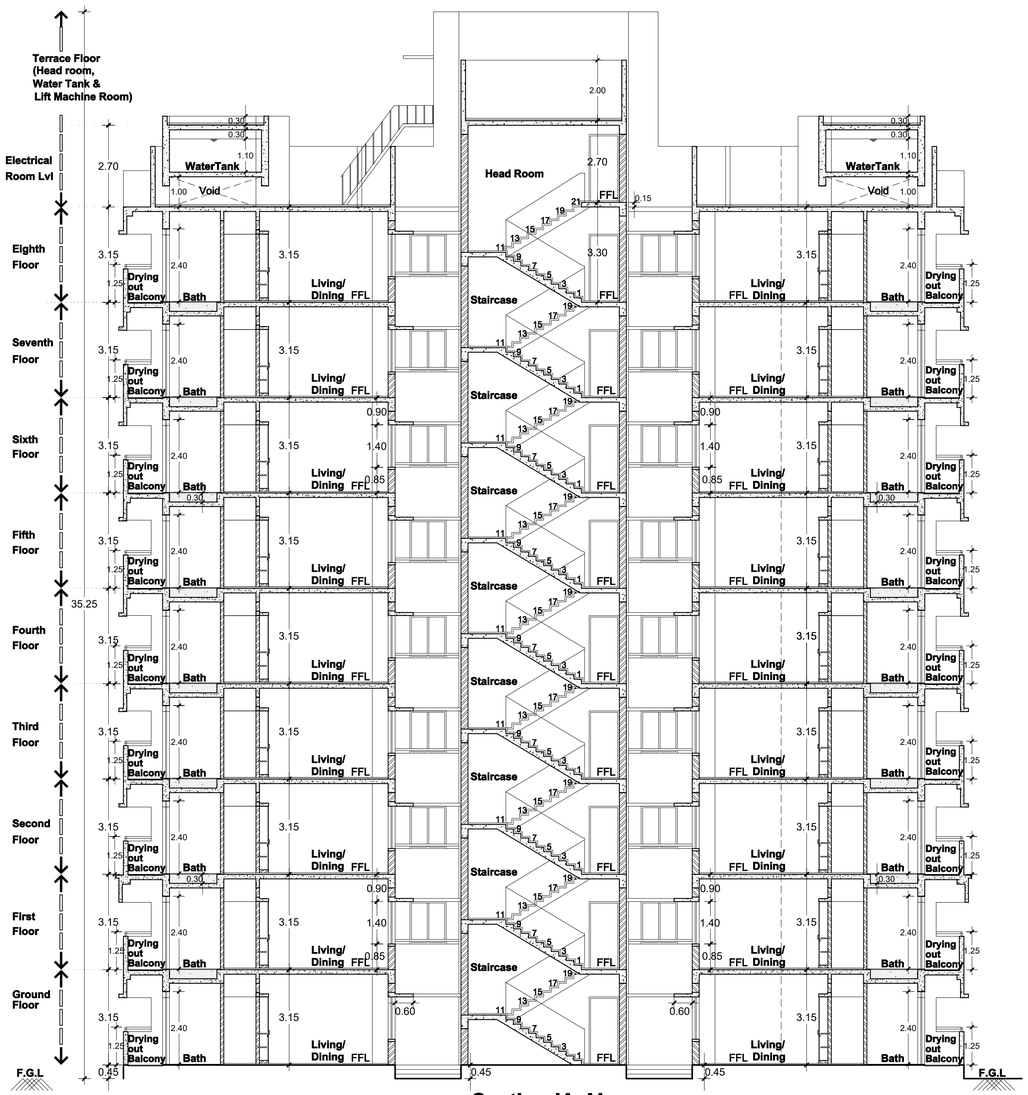

Section-'A-A'

Scale - 1:100



Elevation - 1

Scale - 1:100

COLOUR INDEX :	**REFERENCE :**
PROPOSED	N
BOUNDARY	
ROAD	
DRIVEWAY	

DRAWING TITLE :

Section and Elevation

APPLICANT :

लेफ्टिनेंट कर्नल आलोक देवरानी
Lt. Col Alok Devrani
अधीक्षण अभियंता / Superintending Engineer
अखिल भारतीय आयुर्विज्ञान संस्थान, मदुरै
All India Institute of Medical Sciences, Madurai
स्वास्थ्य और परिवार कल्याण मंत्रालय, भारत सरकार
Ministry of Health and Family Welfare, Govt of India

All India Institute of Medical Sciences (AIIMS)
Madurai, Tamil Nadu
Under PMSSY Division, Ministry of Health & Family Welfare, Government of India

ARCHITECT / REGISTERED ENGINEER :

D. MUKESH
Registered Architect,
Council of Architecture,
(CA/90/12779)
Registered Architect Grade-I, DTCP,
Registration No: 05/RA-I/2019
Salem - 636 004,

REGISTERED STRUCTURAL ENGINEER :

P. SIVAGAMI, M.E(Struct).,
Structural Engineer
Mukesh & Associates
Consultants & Engineers
Division - 2,
Narasothipatty, Salem - 636004.
Reg. No: DTCP/SALEM/RSE-1/005/2020

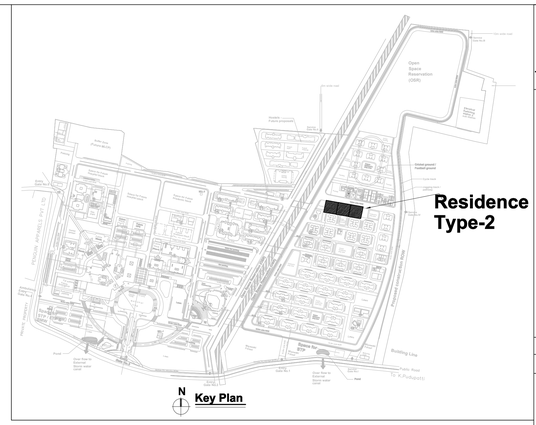

Sheet Number : 1 of 2
Building Name : Proposed Residence Type -2 (G+8 Floors)
Block Number : 29 of 42
Title:Ground,First,Typical(Second-Eighth),Terrace Floor Plans

PLAN SHOWING THE PROPOSED RESIDENCE TYPE-2 (G+8 Floors) BUILDING AT AIIMS MADURAI .,

S.NO: 12/1, 12/2, 22/4, 23/2B, 23/3, 23/4B, 23/5, 23/6B,23/7B, 23/8, 23/9,24, 25/1, 25/2, 25/3, 26/2, 30, 31/1,32/1,33/1,34/1, 35, 36, 37/1, 38/1, 39, 40, 41, 42/1, 42/2, 43/1, 44/1,44/2, 45/1, 45/2, 46/1, 46/2, 47/1, 47/2, 47/3, 48/1, 48/2, 48/3,49/1, 49/2, 49/3, 50/1, 50/2, 50/3 , 53/1, K.PUDUPATTI VILLAGE, THIRUPPARANKUNDRAM TALUK, MADURAI DISTRICT, TAMIL NADU FOR SETTING UP OF ALL INDIA INSTITUTE OF MEDICAL SCIENCES (AIIMS), MADURAI. (SUPPORTED BY JICA) Loan No. - ID- P291 UNDER PMSSY DIVISION, MINISTRY OF HEALTH & FAMILY WELFARE GOVERNMENT OF INDIA.

NOTE : ALL DIMENSIONS ARE IN METRE

SPECIFICATION :

FOUNDATION	:	Minimum of RCC 1:11/2:3 M25 Concrete Column footing Laid Over sand filling and PCC 1:4:8.
RCC WORK	:	All Column, Beams, Roof Slab, Lintel,& Sunshade are in Minimum of RCC 1:11/2:3(M-25)
BRICKWORK	:	B.W in Basement & Superstructure are in CM 1:5.
JOINERY	:	Joineries are made with UPVC / Aluminium / Steel (or) first class teak wood.
WEATHERING COURSE	:	9" x 9" Pressed Tiles laid over the Brick Jelly with Lime mortor and sloped with water proofing compound.
PLASTERING	:	Ceiling plastering with CM 1:3Inside & Outside walls are plastering with CM 1:4.
PAINTING	:	White washing with two coats over the one coat of primer for Ceiling.Colour washing with two coats over one coat of primer for all Walls.

SCHEDULE OF JOINERIES

ED1	1.00 x 2.20	Door
D1	1.00 x 2.40	Door
D4/RV2	0.60 x 2.40	Door cum Ventilator
D2	0.90 x 2.20	Door
D3	0.80 x 2.20	Door
D5	0.60 x 1.80	Door
FD1	1.20 x 2.20	Door
FRD1	1.20 x 2.20	Door
FRD2	1.00 x 2.20	Door
W	0.60 x 1.40	Window
W2	1.20 x 1.40	Window
W1a	1.00 x 1.40	Window
KW2	0.90 x 1.00	Window
Va	0.45 x 0.60	Ventilator
V4	1.20 x 0.60	Ventilator
V	1.00 x 0.60	Ventilator

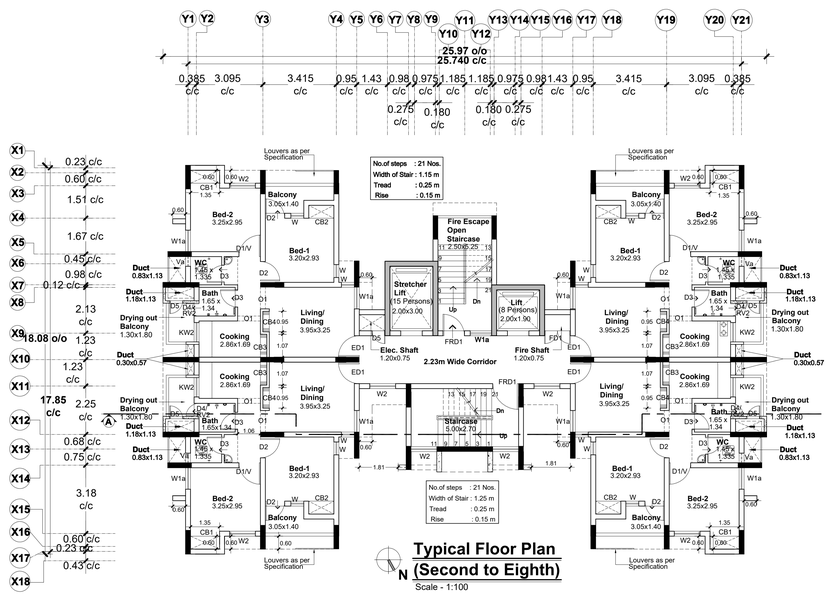

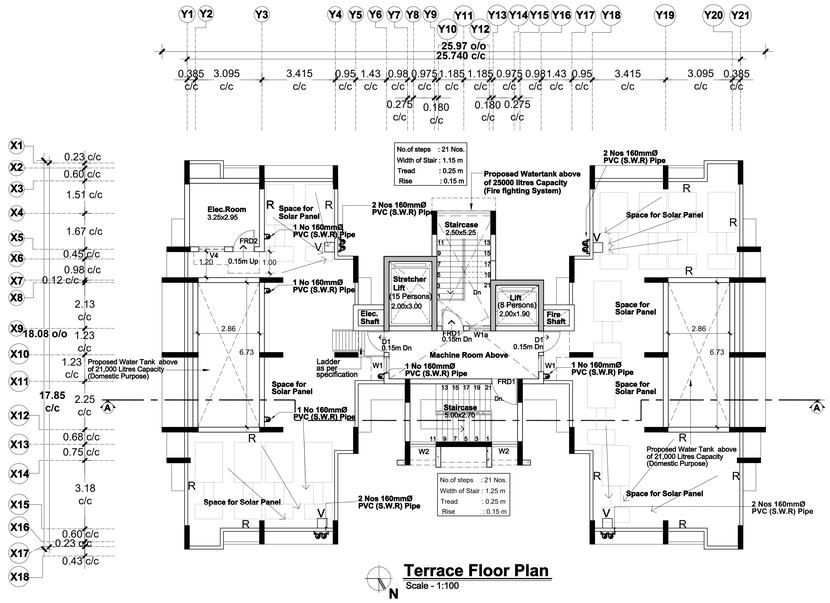

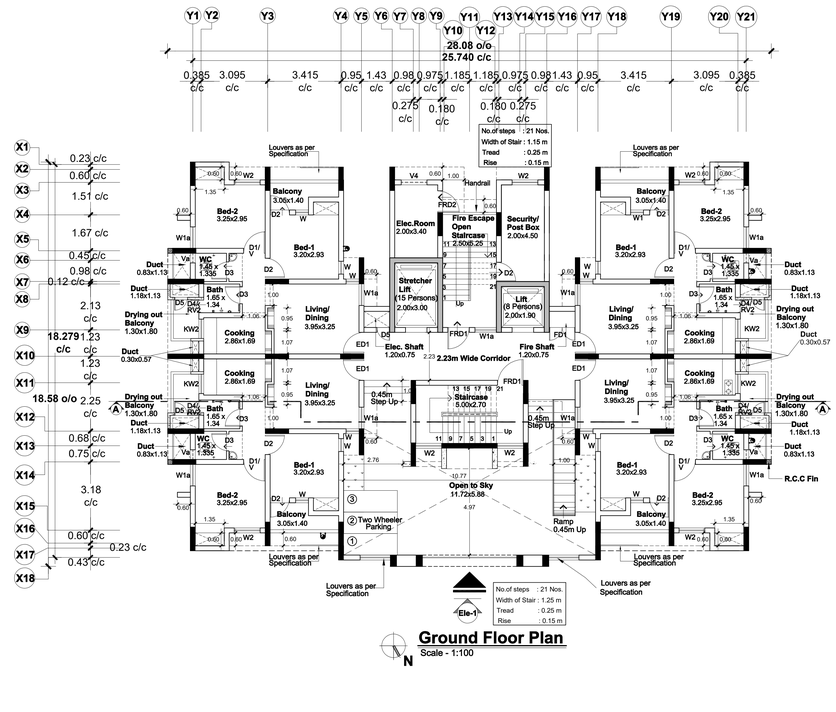

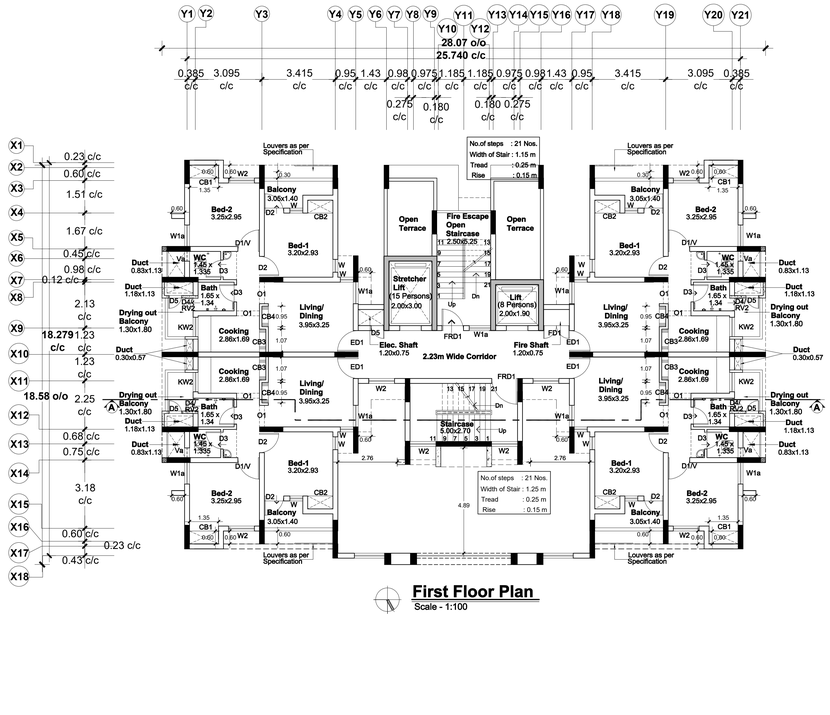

COLOUR INDEX :

PROPOSED	
BOUNDARY	
ROAD	
DRIVEWAY	

REFERENCE :

N

DRAWING TITLE :

Ground,First,Typical(Second-Eighth),Terrace Floor Plan (Partly 9th floor - Electrical Room)

APPLICANT :

लेफ्टिनेंट कर्नल अलोक देवरानी
अधीक्षण अभियंता / Superintending Engineer
सिविल मरम्मत अनुविभाग संख्या, भूमि
All India Institute of Medical Sciences, Madurai
भारत का एक संस्थान, संसद अधिनियम
Ministry of Health and Family Welfare, Govt of India

All India Institute of Medical Sciences (AIIMS)
Madurai, Tamil Nadu
Under PMSSY Division, Ministry of Health & Family Welfare, Government of India

ARCHITECT / REGISTERED ENGINEER :

D. MUKESH
Registered Architect,
Council of Architecture,
(CA/90/12779)
Registered Architect Grade-I, DTCP,
Registration No: 05/RA-I/2019
Salem - 636 004.

REGISTERED STRUCTURAL ENGINEER :

P. SIVAGAMI, M.E(Struct)., Structural Engineer
Mukesh & Associates
Consultants & Engineers
Division - 2,
Narasothipatty, Salem - 636 004.
Reg. No: DTCP/SALEM/RSE-1/005/2020

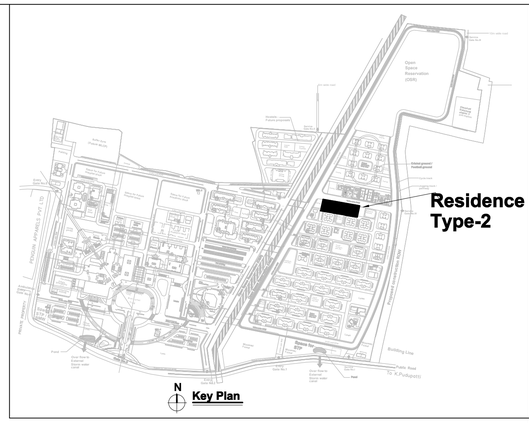

Sheet Number	:	**2 of 2**
Building Name	:	**Proposed Residence Type -2 (G+8 Floors)**
Block Number	:	**29 of 42**
Title	:	**Section and Elevation**

PLAN SHOWING THE PROPOSED RESIDENCE TYPE-2 (G+8 Floors) BUILDING AT AIIMS MADURAI ., S.NO: 12/1, 12/2, 22/4, 23/2B, 23/3, 23/4B, 23/5, 23/6B,23/7B, 23/8, 23/9,24, 25/1, 25/2, 25/3, 26/2, 30, 31/1,32/1,33/1,34/1, 35, 36, 37/1, 38/1, 39, 40, 41, 42/1, 42/2, 43/1, 44/1,44/2, 45/1, 45/2, 46/1, 46/2, 47/1, 47/2, 47/3, 48/1, 48/2, 48/3,49/1, 49/2, 49/3, 50/1, 50/2, 50/3 , 53/1, K.PUDUPATTI VILLAGE, THIRUPPARANKUNDRAM TALUK, MADURAI DISTRICT, TAMIL NADU FOR SETTING UP OF ALL INDIA INSTITUTE OF MEDICAL SCIENCES (AIIMS), MADURAI. (SUPPORTED BY JICA) Loan No. - ID- P291 UNDER PMSSY DIVISION, MINISTRY OF HEALTH & FAMILY WELFARE GOVERNMENT OF INDIA.

NOTE : ALL DIMENSIONS ARE IN METRE

SPECIFICATION :

FOUNDATION	:	Minimum of RCC 1:11/2:3 M25 Concrete Column footing Laid Over sand filling and PCC 1:4:8.
RCC WORK	:	All Column, Beams, Roof Slab, Lintel,& Sunshade are in Minimum of RCC 1:11/2:3(M-25)
BRICKWORK	:	B.W in Basement & Superstructure are in CM 1:5.
JOINERY	:	Joineries are made with UPVC / Aluminium / Steel (or) first class teak wood.
WEATHERING COURSE	:	0" x 0" Pressed Tiles laid over the Brick Jelly with Lime mortor and sloped with water proofing compound.
PLASTERING	:	Ceiling plastering with CM 1:3Inside & Outside walls are plastering with CM 1:4.
PAINTING	:	White washing with two coats over the one coat of primer for Ceiling.Colour washing with two coats over one coat of primer for all Walls.

SCHEDULE OF JOINERIES

ED1	1.00 x 2.20	Door
D1	1.00 x 2.40	Door
D4/RV2	0.60 x 2.40	Door cum Ventilator
D2	0.90 x 2.20	Door
D3	0.80 x 2.20	Door
D5	0.60 x 1.80	Door
FD1	1.20 x 2.20	Door
FRD1	1.20 x 2.20	Door
FRD2	1.00 x 2.20	Door
W	0.60 x 1.40	Window
W2	1.20 x 1.40	Window
W1a	1.00 x 1.40	Window
KW2	0.90 x 1.00	Window
Va	0.45 x 0.60	Ventilator
V4	1.20 x 0.60	Ventilator
V	1.00 x 0.60	Ventilator

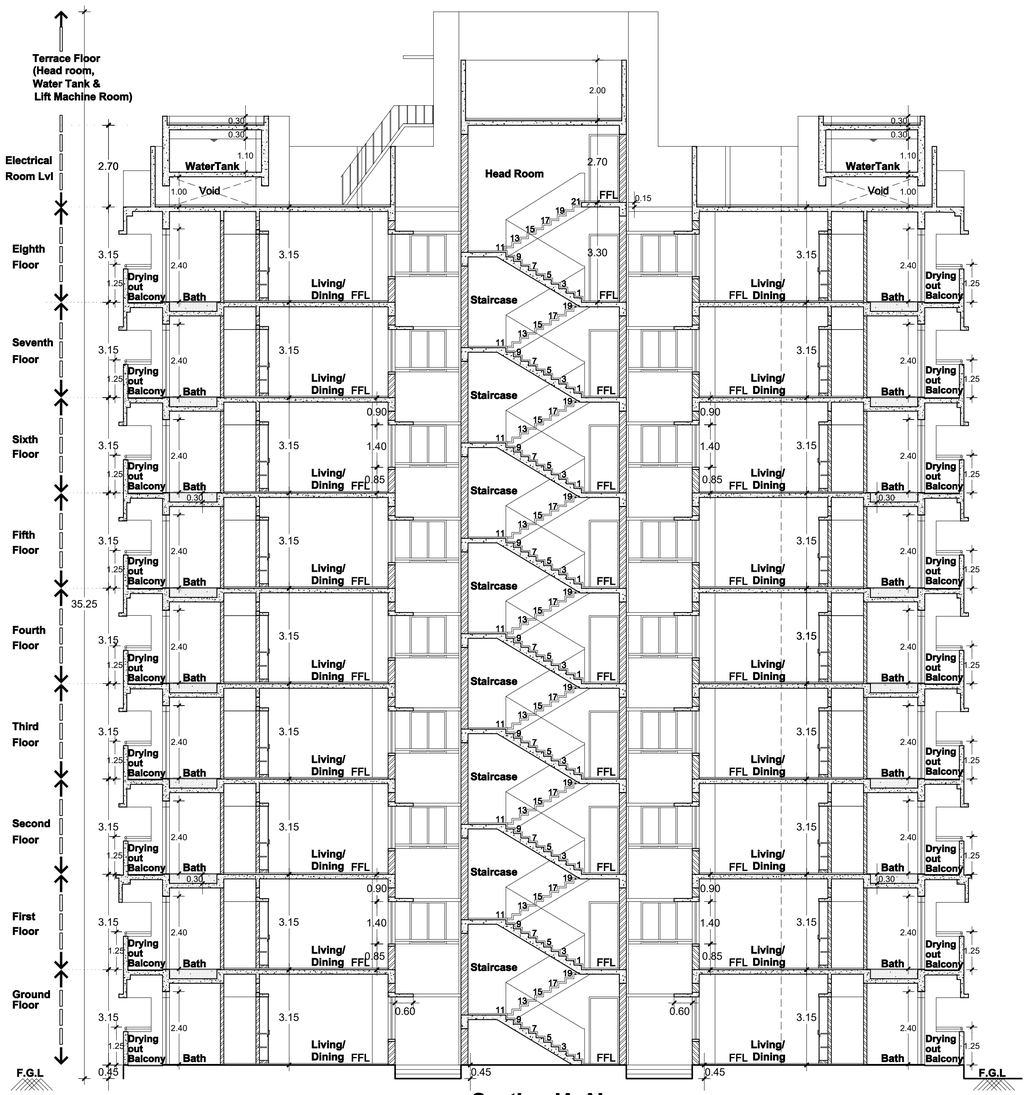

Section-'A-A'

Scale - 1:100



Elevation - 1

Scale - 1:100

COLOUR INDEX :	**REFERENCE :**
PROPOSED	N
BOUNDARY	
ROAD	
DRIVEWAY	

DRAWING TITLE :

Section and Elevation

APPLICANT :

लेफ्टिनेंट कर्नल आलोक देवरानी
Lt. Col Alok Devrani
अधीक्षण अभियंता / Superintending Engineer
अखिल भारतीय आयुर्विज्ञान संस्थान, मदुरै
All India Institute of Medical Sciences, Madurai
स्वास्थ्य और परिवार कल्याण मंत्रालय, भारत सरकार
Ministry of Health and Family Welfare, Govt of India

All India Institute of Medical Sciences (AIIMS) Madurai, Tamil Nadu
Under PMSSY Division, Ministry of Health & Family Welfare, Government of India

ARCHITECT / REGISTERED ENGINEER :

D. MUKESH
Registered Architect,
Council of Architecture,
(CA/90/12779)
Registered Architect Grade-I, DTCP,
Registration No: 05/RA-I/2019
Salem - 636 004,

REGISTERED STRUCTURAL ENGINEER :

P. SIVAGAMI, M.E(Struct)., Structural Engineer
Mukesh & Associates
Consultants & Engineers
Division - 2,
Narasothipatty, Salem - 636004.
Reg. No: DTCP/SALEM/RSE-1/005/2020

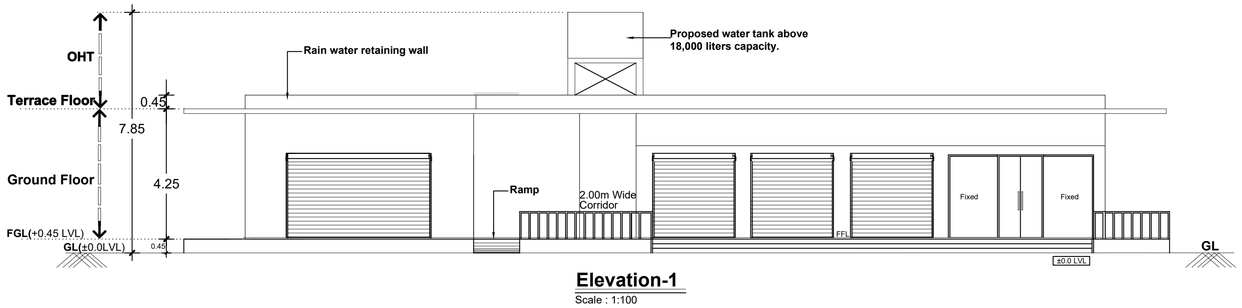

Elevation-1

Scale : 1:100

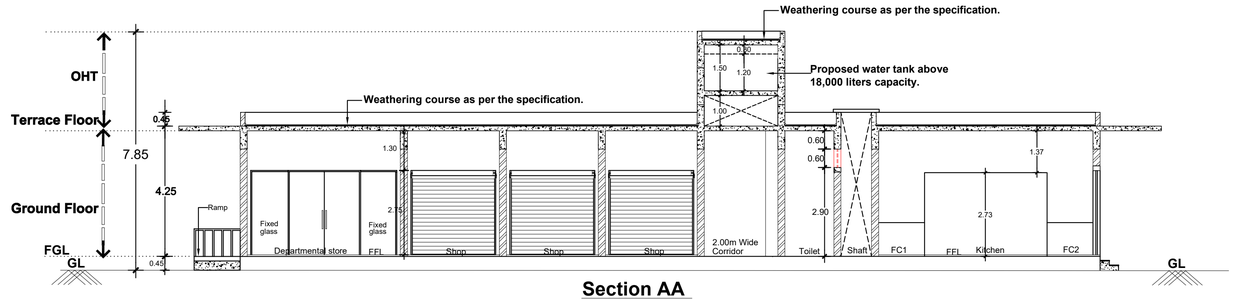

Section AA

Scale : 1:100

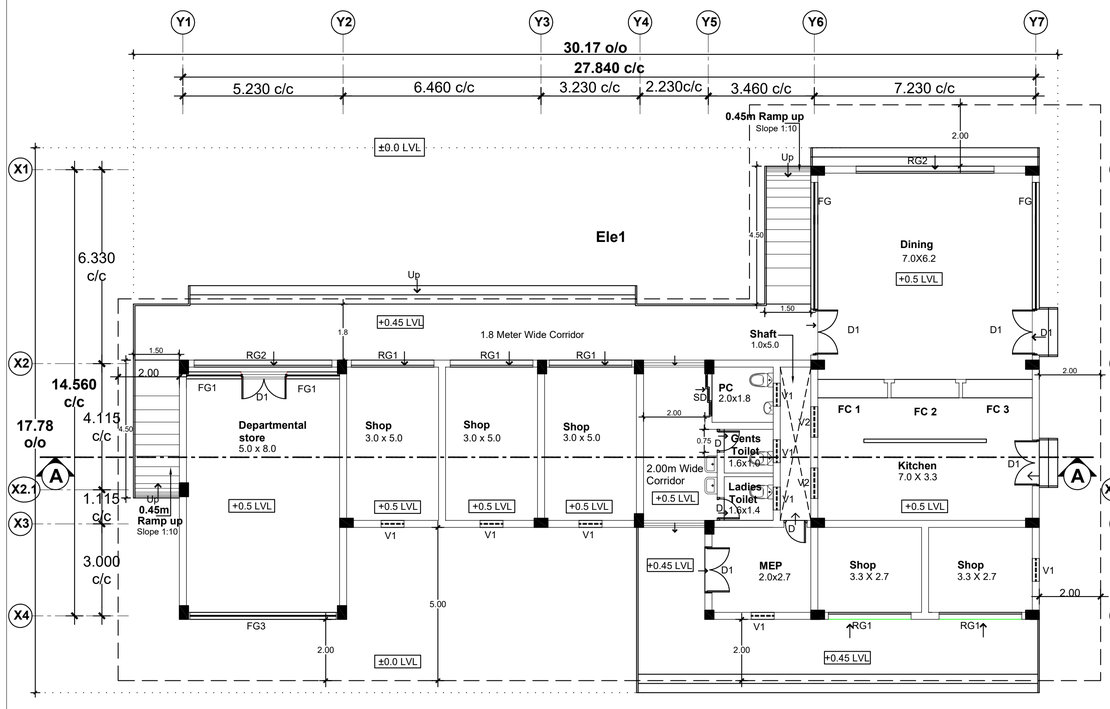

Ground Floor Plan

Scale : 1:100

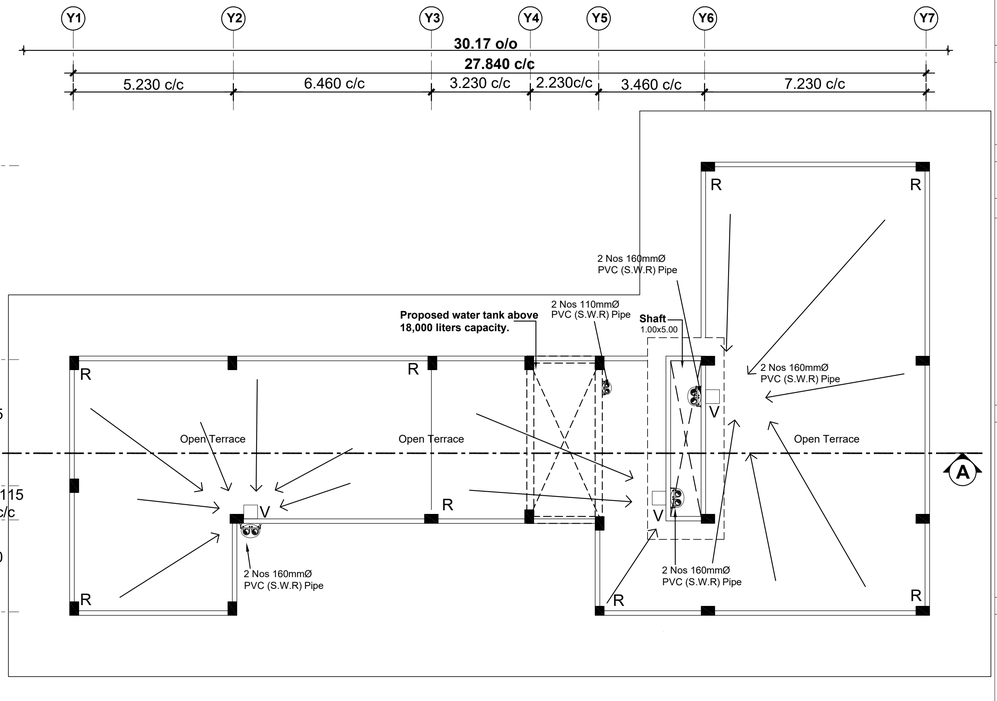

Terrace Floor Plan

Scale : 1:100

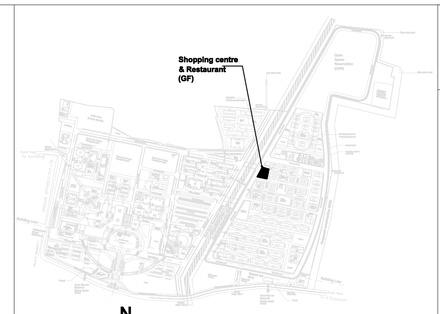

Key Plan

Sheet Number : 1

Building Name : Proposed Shopping centre & Restaurant (GF)

Block Number : 30 of 42

Title : Floor plans, Section and Elevation

PLAN SHOWING THE PROPOSED SHOPPING CENTRE & RESTAURANT BUILDING AT AIIMS MADURAI ., S.NO: 12/1, 12/2, 22/4, 23/2B, 23/3, 23/4B, 23/5, 23/6B,23/7B, 23/8, 23/9,24, 25/1, 25/2, 25/3, 26/2, 30, 31/1,32/1,33/1,34/1, 35, 36, 37/1, 38/1, 39, 40, 41, 42/1, 42/2, 43/1, 44/1,44/2, 45/1, 45/2, 46/1, 46/2, 47/1, 47/2, 47/3, 48/1, 48/2, 48/3,49/1, 49/2, 49/3, 50/1, 50/2, 50/3 53/1, K.PUDUPATTI VILLAGE, THIRUPPARANKUNDRAM TALUK, MADURAI DISTRICT, TAMIL NADU FOR SETTING UP OF ALL INDIA INSTITUTE OF MEDICAL SCIENCES (AIIMS), MADURAI. (SUPPORTED BY JICA) Loan No. - ID- P291 UNDER PMSSY DIVISION, MINISTRY OF HEALTH & FAMILY WELFARE GOVERNMENT OF INDIA.

NOTE : ALL DIMENSIONS AREA IN METRE

SPECIFICATION :

FOUNDATION	:	Minimum of RCC 1:11/2:3 M25 Concrete Column footing Laid Over sand filling and PCC 1:4:8.
RCC WORK	:	All Column, Beams, Roof Slab, Lintel,& Sunshade are in Minimum of RCC 1:11/2:3(M-25)
BRICKWORK	:	B.W in Basement & Superstructure are in CM 1:5.
JOINERY	:	Joineries are made with UPVC / Aluminium / Steel (or) first class teak wood.
WEATHERING COURSE	:	9" x 9" Pressed Tiles laid over the Brick Jelly with Lime mortor and sloped with water proofing compound.
PLASTERING	:	Ceiling plastering with CM 1:3Inside & Outside walls are plastering with CM 1:4.
PAINTING	:	White washing with two coats over the one coat of primer for Ceiling.Colour washing with two coats over one coat of primer for all Walls.

SCHEDULE OF JOINERIES

D	0.75 x 2.40	DOOR
D1	1.50 x 2.75	DOUBLE DOOR
RG1	2.70 x 2.75	ROLLING GRILL
RG2	4.5 x 2.75	ROLLING GRILL
V1	0.75 x 0.60	VENTILATOR
V2	1.00 x 0.60	VENTILATOR

COLOUR INDEX :

PROPOSED
BOUNDARY
ROAD
DRIVEWAY

REFERENCE :

DRAWING TITLE :

Ground,Terrace Floor Plans, Section & Elevation

APPLICANT :

लेफ्टिनेंट-कर्नल आलोक देवरानी
Lt. Col Alok Devrani
अधीक्षण अभियंता / Superintending Engineer
अखिल भारतीय आयुर्विज्ञान संस्थान, मदुरै
All India Institute of Medical Sciences, Madurai
स्वास्थ्य और परिवार कल्याण मंत्रालय, भारत सरकार
Ministry of Health and Family Welfare, Govt of India

All India Institute of Medical Sciences (AIIMS)
Madurai, Tamil Nadu
Under PMSSY Division, Ministry of Health & Family Welfare, Government of India

ARCHITECT / REGISTERED ENGINEER :

D. MUKESH
Registered Architect,
Council of Architecture,
(CA/90/12779)
Registered Architect Grade-I, DTCP,
Registration No: 05/RA-I/2019
Salem - 636 004.

REGISTERED STRUCTURAL ENGINEER :

P. SIVAGAMI, M.E(Struct)., Structural Engineer
Mukesh & Associates
Consultants & Engineers
Division - 2
Narasothipatty, Salem-636004.
Reg. No: DTCP/SALEM/RSE-1/005/2020

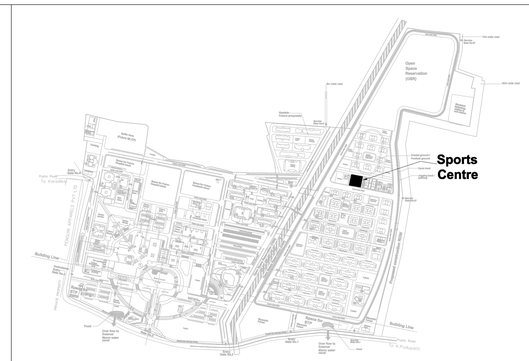

Sheet Number	**: 1 of 4**
Building Name	**: Proposed Sports Centre**
Block Number	**: 31 of 42**
Title	**: Ground Floor Plan**

PLAN SHOWING THE PROPOSED SPORTS CENTRE BUILDING AT AIIMS MADURAI .,

S.NO: 12/1, 12/2, 22/4, 23/2B, 23/3, 23/4B, 23/5, 23/6B,23/7B, 23/8, 23/9,24, 25/1, 25/2, 25/3, 26/2, 30, 31/1,32/1,33/1,34/1, 35, 36, 37/1, 38/1, 39, 40, 41, 42/1, 42/2, 43/1, 44/1,44/2, 45/1, 45/2, 46/1, 46/2, 47/1, 47/2, 47/3, 48/1, 48/2, 48/3,49/1, 49/2, 49/3, 50/1, 50/2, 50/3 53/1, K.PUDUPATTI VILLAGE, THIRUPPARANKUNDRAM TALUK, MADURAI DISTRICT, TAMIL NADU FOR SETTING UP OF ALL INDIA INSTITUTE OF MEDICAL SCIENCES (AIIMS), MADURAI. (SUPPORTED BY JICA) Loan No. - ID- P291 UNDER PMSSY DIVISION, MINISTRY OF HEALTH & FAMILY WELFARE GOVERNMENT OF INDIA.

NOTE : ALL DIMENSIONS AREA IN METRE

SPECIFICATION :

FOUNDATION	: Minimum of RCC 1:11/2:3 M25 Concrete Column footing Laid Over sand filling and PCC 1:4:8.
RCC WORK	: All Column, Beams, Roof Slab, Lintel,& Sunshade are in Minimum of RCC 1:11/2:3(M-25)
BRICKWORK	: B.W in Basement & Superstructure are in CM 1:5.
JOINERY	: Joineries are made with UPVC / Aluminium / Steel (or) first class teak wood.
WEATHERING COURSE	: 9" x 9" Pressed Tiles laid over the Brick Jelly with Lime mortor and sloped with water proofing compound.
PLASTERING	: Ceiling plastering with CM 1:3Inside & Outside walls are plastering with CM 1:4.
PAINTING	: White washing with two coats over the one coat of primer for Ceiling.Colour washing with two coats over one coat of primer for all Walls.

SCHEDULE OF JOINERIES

D	0.75 x 2.40	DOOR
ED	2.00 x 2.40	DOUBLE DOOR(DOUBLE SWING)
D2	1.20 x 2.40	SINGLE DOOR
D3	1.50 x 2.40	DOUBLE DOOR
Da	0.75 x 2.00	SINGLE DOOR
SLD2	2.00 x 2.60	SLIDING DOOR
W1	0.75 x 1.50	WINDOW
W2	1.50 x 1.50	WINDOW
SV2	2.40 x 0.60	VENTILATOR
V2/RV2	1.00 x 0.60	VENTILATOR
CG1	1.20 x 8.80	CURTAIN GLASS
CG2	2.40 x 10.05	CURTAIN GLASS
FG	0.6 x 3.60	FIXED GLASS

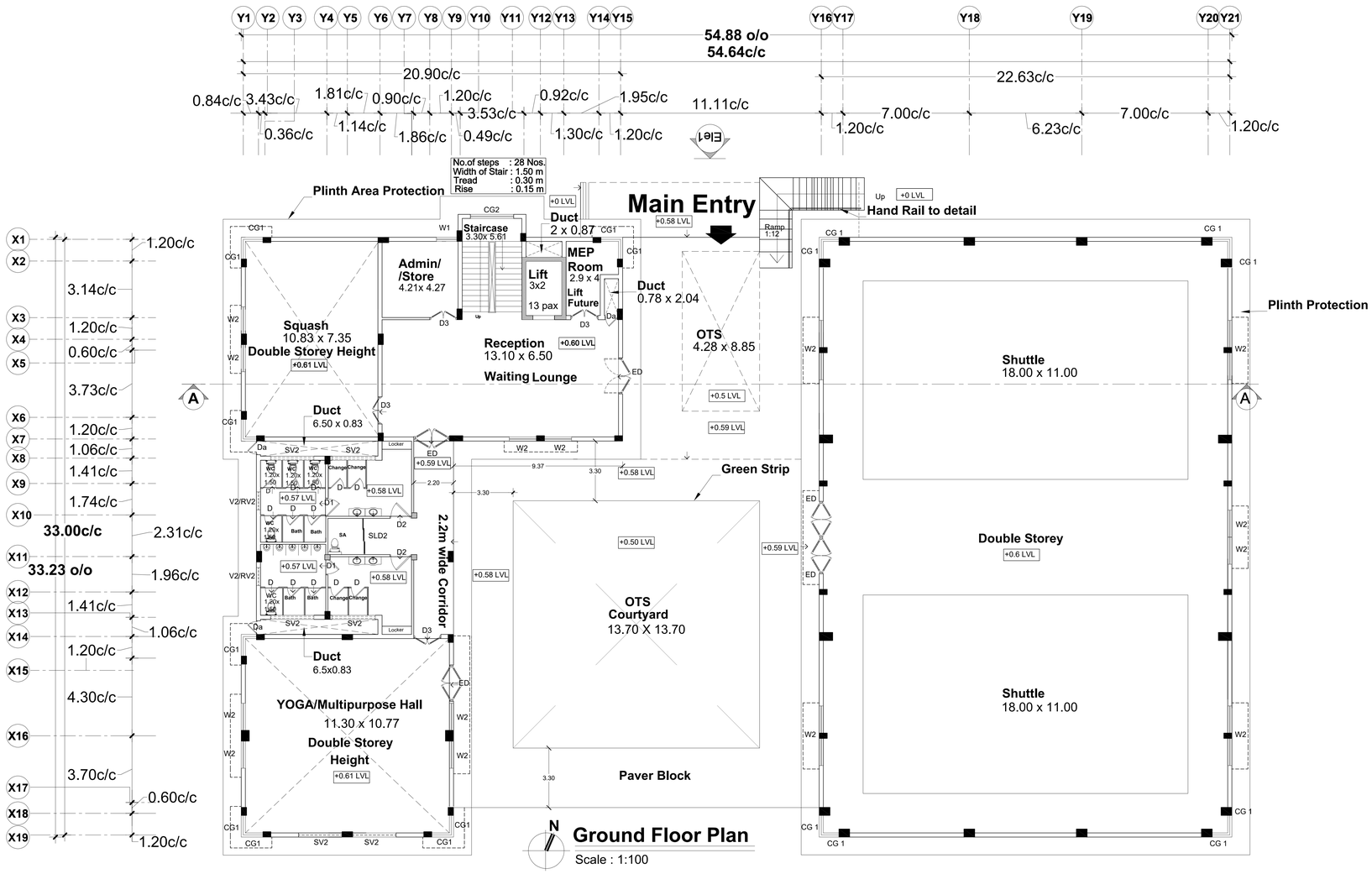

COLOUR INDEX :	REFERENCE :
PROPOSED	
BOUNDARY	
ROAD	
DRIVEWAY	

DRAWING TITLE :

Ground Floor Plan

APPLICANT :

Lt. Col Alok Dwivedi
सहायक कार्यपालक अभियंता / Superintending Engineer
भारत सरकार आईआईएम एम्स, मदुरै
Government of India AIIMS Madurai
स्वास्थ्य और परिवार कल्याण मंत्रालय
Ministry of Health and Family Welfare, Govt Of India

All India Institute of Medical Sciences (AIIMS)
Madurai, Tamil Nadu
Under PMSSY Division, Ministry of Health & Family Welfare, Government of India

ARCHITECT / REGISTERED ENGINEER :

D. MUKESH
Registered Architect,
Council of Architecture,
[CA/90/11779]
Registered Architect Grade-I, DTCP,
Registration No: 05/RA-I/2019
Salem - 636 004.

REGISTERED STRUCTURAL ENGINEER :

P. SIVAGAMI, M.E(Struct).,
Structural Engineer
Mukesh & Associates
Consultants & Engineers
Division - 2
Narasothipatty, Salem -636 004.
Reg. No: DTCP/SALEM/RSE-1/005/2020

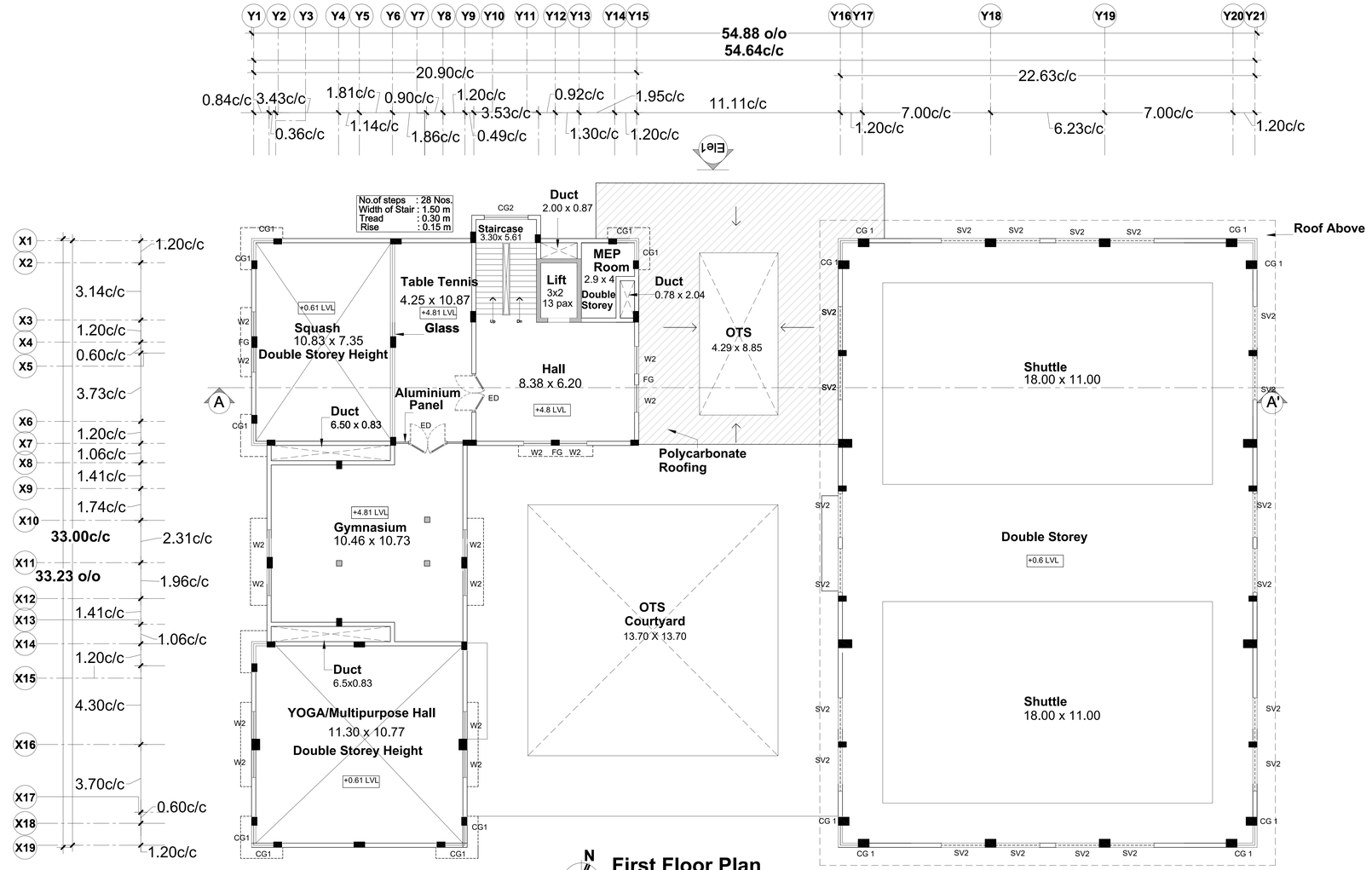

First Floor Plan

Scale : 1:100

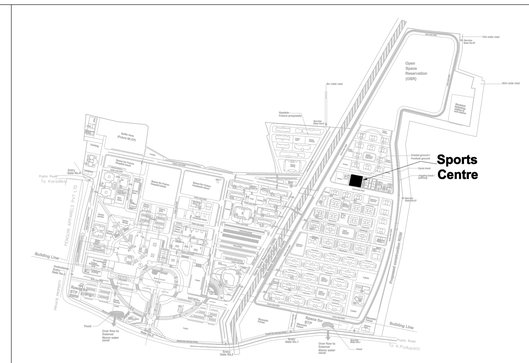

Sheet Number	: 2 of 4
Building Name	: Proposed Sports Centre
Block Number	: 31 of 42
Title	: First Floor Plan

PLAN SHOWING THE PROPOSED SPORTS CENTRE BUILDING AT AIIMS MADURAI .,

S.NO: 12/1, 12/2, 22/4, 23/2B, 23/3, 23/4B, 23/5, 23/6B,23/7B, 23/8, 23/9,24, 25/1, 25/2, 25/3, 26/2, 30, 31/1,32/1,33/1,34/1, 35, 36, 37/1, 38/1, 39, 40, 41, 42/1, 42/2, 43/1, 44/1,44/2, 45/1, 45/2, 46/1, 46/2, 47/1, 47/2, 47/3, 48/1, 48/2, 48/3,49/1, 49/2, 49/3, 50/1, 50/2, 50/3 53/1, K.PUDUPATTI VILLAGE, THIRUPPARANKUNDRAM TALUK, MADURAI DISTRICT, TAMIL NADU FOR SETTING UP OF ALL INDIA INSTITUTE OF MEDICAL SCIENCES (AIIMS), MADURAI. (SUPPORTED BY JICA) Loan No. - ID- P291 UNDER PMSSY DIVISION, MINISTRY OF HEALTH & FAMILY WELFARE GOVERNMENT OF INDIA.

NOTE : ALL DIMENSIONS AREA IN METRE

SPECIFICATION :

FOUNDATION	: Minimum of RCC 1:11/2:3 M25 Concrete Column footing Laid Over sand filling and PCC 1:4:8.
RCC WORK	: All Column, Beams, Roof Slab, Lintel,& Sunshade are in Minimum of RCC 1:11/2:3(M-25)
BRICKWORK	: B.W in Basement & Superstructure are in CM 1:5.
JOINERY	: Joineries are made with UPVC / Aluminium / Steel (or) first class teak wood.
WEATHERING COURSE	: 9" x 9" Pressed Tiles laid over the Brick Jelly with Lime mortor and sloped with water proofing compound.
PLASTERING	: Ceiling plastering with CM 1:3Inside & Outside walls are plastering with CM 1:4.
PAINTING	: White washing with two coats over the one coat of primer for Ceiling.Colour washing with two coats over one coat of primer for all Walls.

SCHEDULE OF JOINERIES

D	0.75 x 2.40	DOOR
ED	2.00 x 2.40	DOUBLE DOOR(DOUBLE SWING)
D2	1.20 x 2.40	SINGLE DOOR
D3	1.50 x 2.40	DOUBLE DOOR
Da	0.75 x 2.00	SINGLE DOOR
SLD2	2.00 x 2.60	SLIDING DOOR
W1	0.75 x 1.50	WINDOW
W2	1.50 x 1.50	WINDOW
SV2	2.40 x 0.60	VENTILATOR
V2/RV2	1.00 x 0.60	VENTILATOR
CG1	1.20 x 8.80	CURTAIN GLASS
CG2	2.40 x 10.05	CURTAIN GLASS
FG	0.6 x 3.60	FIXED GLASS

COLOUR INDEX :

PROPOSED
BOUNDARY
ROAD
DRIVEWAY

REFERENCE :

N

DRAWING TITLE :

First Floor Plan

APPLICANT :

लेफ्टिनेंट कर्नल आलोक देवरानी
Lt. Col Alok Devrani
अधीक्षण अभियंता / Superintending Engineer
ऑल इंडिया आयुर्विज्ञान संस्थान, मदुरै
All India Institute of Medical Sciences, Madurai
स्वास्थ्य और परिवार कल्याण मंत्रालय, भारत सरकार
Ministry of Health and Family Welfare, Govt of India

All India Institute of Medical Sciences (AIIMS)
Madurai, Tamil Nadu
Under PMSSY Division, Ministry of Health & Family Welfare, Government of India

ARCHITECT / REGISTERED ENGINEER :

D. MUKESH
Registered Architect,
Council of Architecture,
(CA/90/12770)
Registered Architect Grade-I, DTCP,
Registration No: 05/RA-I/2019
Salem - 636 004,

REGISTERED STRUCTURAL ENGINEER :

P. SIVAGAMI, M.E(Struct).,
Structural Engineer
Mukesh & Associates
Consultants & Engineers
Division - 2,
Narasothipatty, Salem - 636 004.
Reg. No: DTCP/SALEM/RSE-1/005/2020

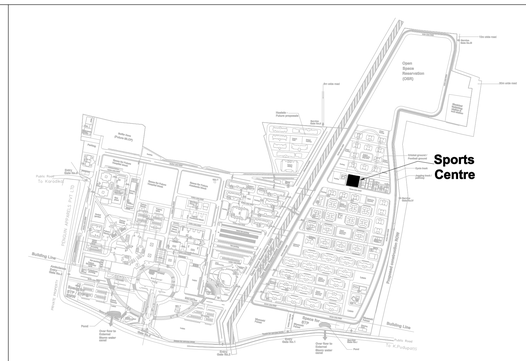

Sheet Number	: 3 of 4
Building Name	: Proposed Sports Centre
Block Number	: 31 of 42
Title	: Terrace Floor Plan

PLAN SHOWING THE PROPOSED SPORTS CENTRE BUILDING AT AIIMS MADURAI .,

S.NO: 12/1, 12/2, 22/4, 23/2B, 23/3, 23/4B, 23/5, 23/6B,23/7B, 23/8, 23/9,24, 25/1, 25/2, 25/3, 26/2, 30, 31/1,32/1,33/1,34/1, 35, 36, 37/1, 38/1, 39, 40, 41, 42/1, 42/2, 43/1, 44/1,44/2, 45/1, 45/2, 46/1, 46/2, 47/1, 47/2, 47/3, 48/1, 48/2, 48/3,49/1, 49/2, 49/3, 50/1, 50/2, 50/3 53/1, K.PUDUPATTI VILLAGE, THIRUPPARANKUNDRAM TALUK, MADURAI DISTRICT, TAMIL NADU FOR SETTING UP OF ALL INDIA INSTITUTE OF MEDICAL SCIENCES (AIIMS), MADURAI. (SUPPORTED BY JICA) Loan No. - ID- P291 UNDER PMSSY DIVISION, MINISTRY OF HEALTH & FAMILY WELFARE GOVERNMENT OF INDIA.

NOTE : ALL DIMENSIONS AREA IN METRE

SPECIFICATION :

FOUNDATION	: Minimum of RCC 1:11/2:3 M25 Concrete Column footing Laid Over sand filling and PCC 1:4:8.
RCC WORK	: All Column, Beams, Roof Slab, Lintel,& Sunshade are in Minimum of RCC 1:11/2:3(M-25)
BRICKWORK	: B.W in Basement & Superstructure are in CM 1:5.
JOINERY	: Joineries are made with UPVC / Aluminium / Steel (or) first class teak wood.
WEATHERING COURSE	: 9" x 9" Pressed Tiles laid over the Brick Jelly with Lime mortor and sloped with water proofing compound.
PLASTERING	: Ceiling plastering with CM 1:3Inside & Outside walls are plastering with CM 1:4.
PAINTING	: White washing with two coats over the one coat of primer for Ceiling.Colour washing with two coats over one coat of primer for all Walls.

SCHEDULE OF JOINERIES

D	0.75 x 2.40	DOOR
ED	2.00 x 2.40	DOUBLE DOOR(DOUBLE SWING)
D2	1.20 x 2.40	SINGLE DOOR
D3	1.50 x 2.40	DOUBLE DOOR
Da	0.75 x 2.00	SINGLE DOOR
SLD2	2.00 x 2.60	SLIDING DOOR
W1	0.75 x 1.50	WINDOW
W2	1.50 x 1.50	WINDOW
SV2	2.40 x 0.60	VENTILATOR
V2/RV2	1.00 x 0.60	VENTILATOR
CG1	1.20 x 8.80	CURTAIN GLASS
CG2	2.40 x 10.05	CURTAIN GLASS
FG	0.6 x 3.60	FIXED GLASS

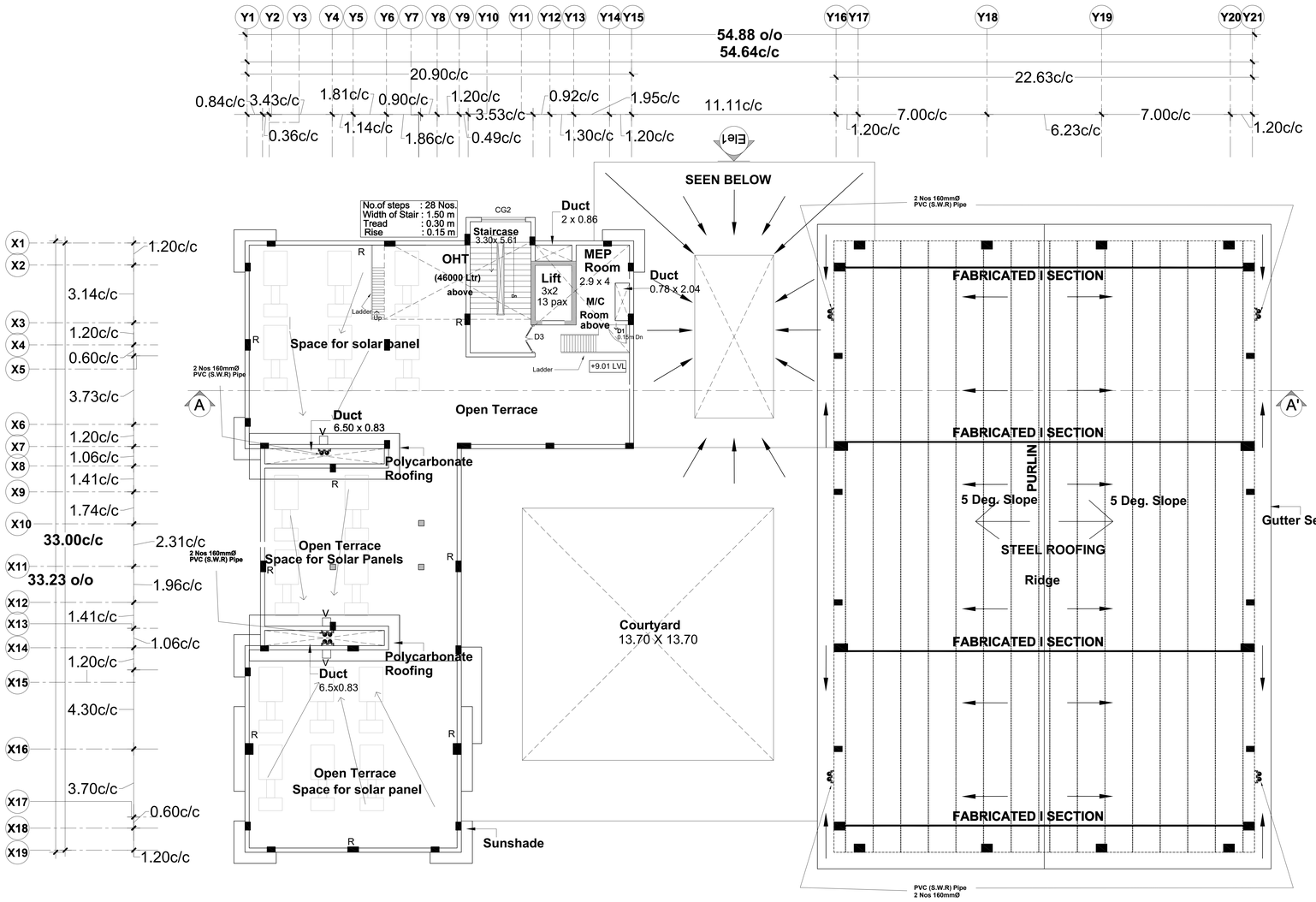

Terrace Floor Plan

Scale : 1:100

COLOUR INDEX :	REFERENCE :
PROPOSED	
BOUNDARY	
ROAD	
DRIVEWAY	

DRAWING TITLE :

Terrace Floor Plan

APPLICANT :

लेफ्टिनेंट-कर्नल अशोक देवरानी
Lt. Col Alok Devrani
अधीक्षण अभियंता / Superintending Engineer
अखिल भारतीय आयुर्विज्ञान संस्थान, मदुरै
All India Institute of Medical Sciences, Madurai
सस्थान की परियोजना कार्यान्वयन इकाई, भारत सरकार
Ministry of Health and Family Welfare, Govt of India

All India Institute of Medical Sciences (AIIMS)
Madurai, Tamil Nadu
Under PMSSY Division, Ministry of Health & Family Welfare, Government of India.

ARCHITECT / REGISTERED ENGINEER :

D. MUKESH
Registered Architect,
Council of Architecture,
(CA/90/12779)
Registered Architect Grade-I, DTCP,
Registration No: 05/RA-I/2019
Salem - 636 004.

REGISTERED STRUCTURAL ENGINEER :

P. SIVAGAMI, M.E(Struct).,
Structural Engineer
Mukesh & Associates
Consultants & Engineers
Division - 2.
Narasothipatty, Salem - 636 004.
Reg. No: DTCP/SALEM/RSE-1/005/2020

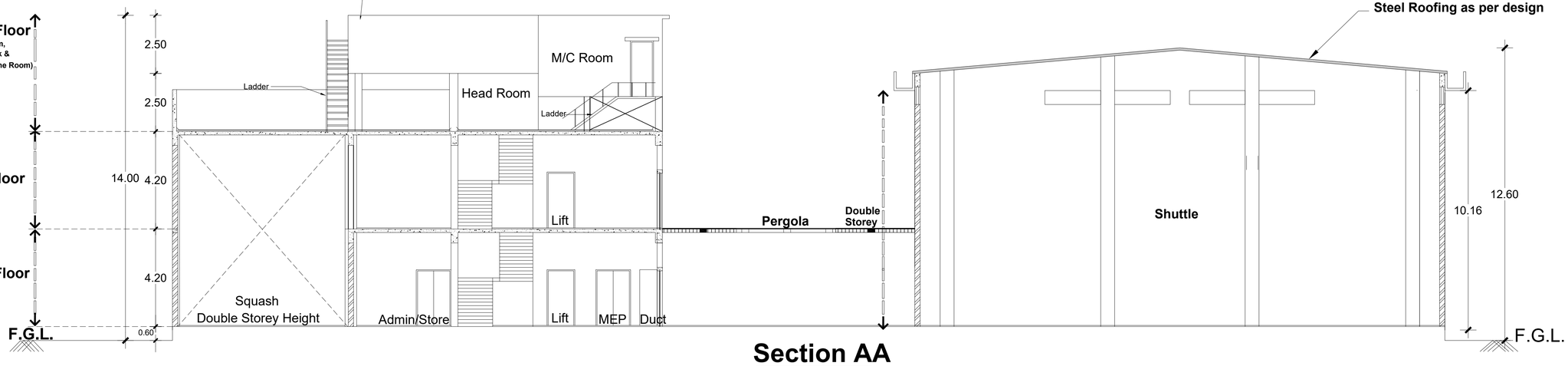

Section AA

Scale : 1:100

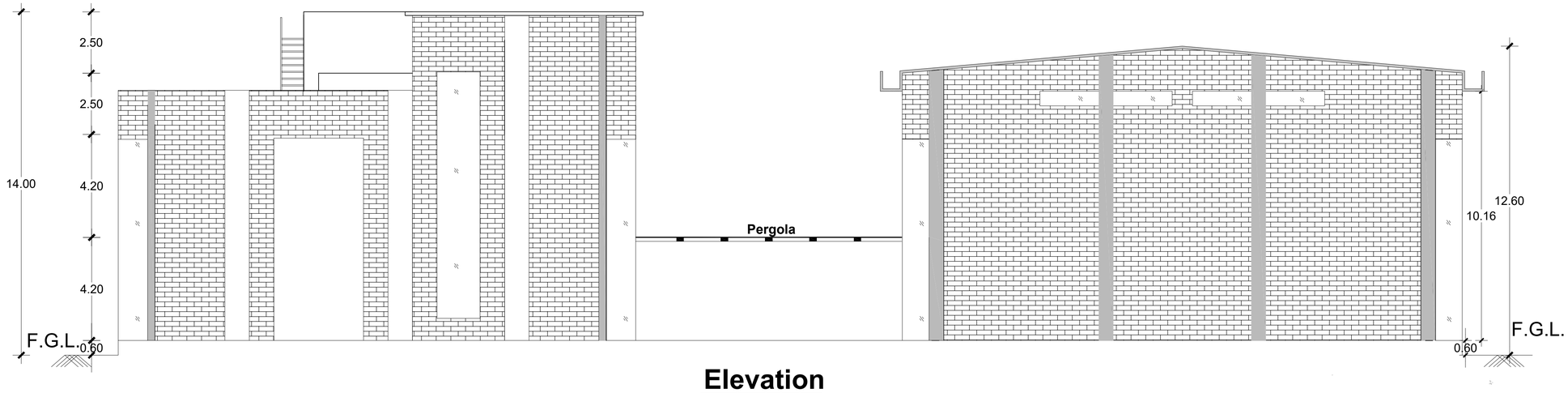

Elevation

Scale : 1:100

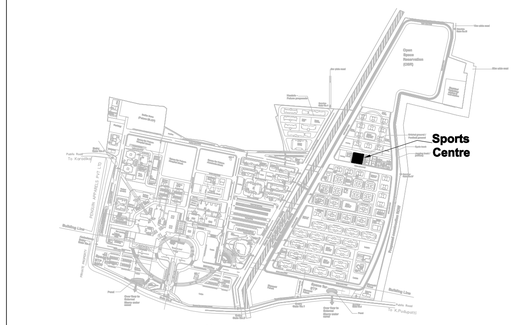

Key Plan

Sheet Number : 4 of 4

Building Name : Proposed Sports Centre

Block Number : 31 of 42

Title : Section and Elevation

PLAN SHOWING THE PROPOSED SPORTS CENTRE BUILDING AT AIIMS MADURAI ., S.NO: 12/1, 12/2, 22/4, 23/2B, 23/3, 23/4B, 23/5, 23/6B,23/7B, 23/8, 23/9,24, 25/1, 25/2, 25/3, 26/2, 30, 31/1,32/1,33/1,34/1, 35, 36, 37/1, 38/1, 39, 40, 41, 42/1, 42/2, 43/1, 44/1,44/2, 45/1, 45/2, 46/1, 46/2, 47/1, 47/2, 47/3, 48/1, 48/2, 48/3,49/1, 49/2, 49/3, 50/1, 50/2, 50/3 53/1, K.PUDUPATTI VILLAGE, THIRUPPARANKUNDRAM TALUK, MADURAI DISTRICT, TAMIL NADU FOR SETTING UP OF ALL INDIA INSTITUTE OF MEDICAL SCIENCES (AIIMS), MADURAI. (SUPPORTED BY JICA) Loan No. - ID- P291 UNDER PMSSY DIVISION, MINISTRY OF HEALTH & FAMILY WELFARE GOVERNMENT OF INDIA.

NOTE : ALL DIMENSIONS AREA IN METRE

SPECIFICATION :

FOUNDATION	:	Minimum of RCC 1:11/2:3 M25 Concrete Column footing Laid Over sand filling and PCC 1:4:8.
RCC WORK	:	All Column, Beams, Roof Slab, Lintel,& Sunshade are in Minimum of RCC 1:11/2:3(M-25)
BRICKWORK	:	B.W in Basement & Superstructure are in CM 1:5.
JOINERY	:	Joineries are made with UPVC / Aluminium / Steel (or) first class teak wood.
WEATHERING COURSE	:	0" x 0" Pressed Tiles laid over the Brick Jelly with Lime mortor and sloped with water proofing compound.
PLASTERING	:	Ceiling plastering with CM 1:3Inside & Outside walls are plastering with CM 1:4.
PAINTING	:	White washing with two coats over the one coat of primer for Ceiling.Colour washing with two coats over one coat of primer for all Walls.

SCHEDULE OF JOINERIES

D	0.75 x 2.40	DOOR
ED	2.00 x 2.40	DOUBLE DOOR(DOUBLE SWING)
D2	1.20 x 2.40	SINGLE DOOR
D3	1.50 x 2.40	DOUBLE DOOR
Da	0.75 x 2.00	SINGLE DOOR
SLD2	2.00 x 2.60	SLIDING DOOR
W1	0.75 x 1.50	WINDOW
W2	1.50 x 1.50	WINDOW
SV2	2.40 x 0.60	VENTILATOR
V2/RV2	1.00 x 0.60	VENTILATOR
CG1	1.20 x 8.80	CURTAIN GLASS
CG2	2.40 x 10.05	CURTAIN GLASS
FG	0.6 x 3.60	FIXED GLASS

COLOUR INDEX :

PROPOSED

BOUNDARY

ROAD

DRIVEWAY

REFERENCE :

N

DRAWING TITLE :

Section and Elevation

APPLICANT :

लेफ्टिनेंट कर्नल आलोक देवरानी
Lt. Col Alok Devrani
अधीक्षण अभियंता / Superintending Engineer
अखिल भारतीय आयुर्विज्ञान संस्थान, मदुरै
All India Institute of Medical Sciences, Madurai
स्वास्थ्य और परिवार कल्याण मंत्रालय, भारत सरकार
Ministry of Health and Family Welfare, Govt of India

All India Institute of Medical Sciences (AIIMS)
Madurai, Tamil Nadu
Under PMSSY Division, Ministry of Health & Family Welfare, Government of India

ARCHITECT / REGISTERED ENGINEER :

D. MUKESH
Registered Architect,
Council of Architecture,
(CA/90/12779)
Registered Architect Grade-I, DTCP,
Registration No: 05/RA-I/2019
Salem - 636 004.

REGISTERED STRUCTURAL ENGINEER :

P. SIVAGAMI, M.E(Struct).,
Structural Engineer
Mukesh & Associates
Consultants & Engineers
Division - 2.
Narasothipatty, Salem - 636 004.
Reg. No: DTCP/SALEM/RSE-1/005/2020

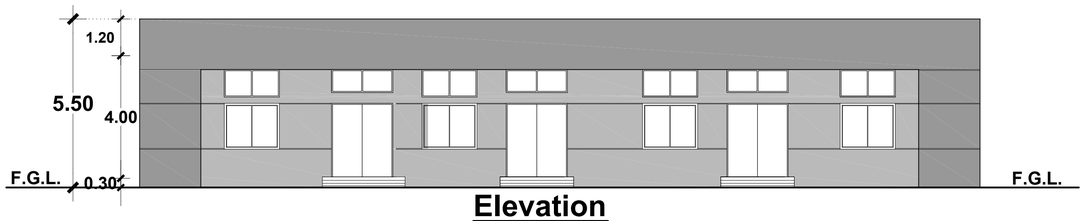

Elevation

Scale - 1:100

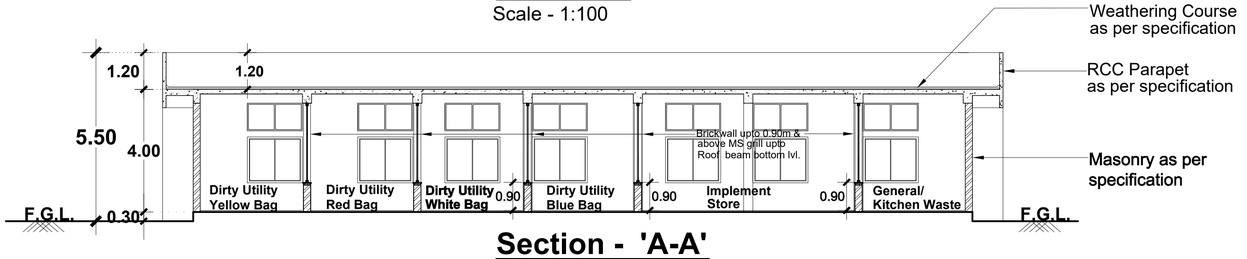

Section - 'A-A'

Scale - 1:100

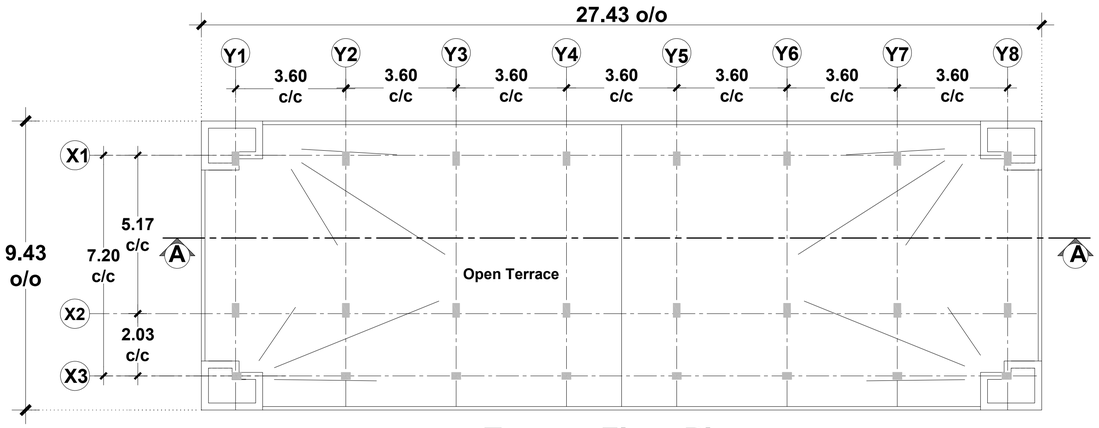

N Terrace Floor Plan

Scale - 1:100

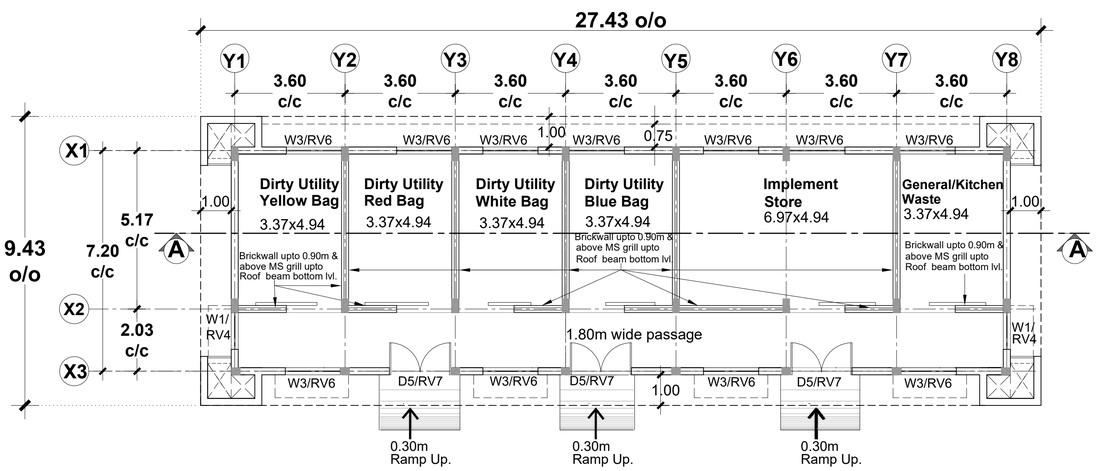

N Ground Floor Plan

Scale - 1:100

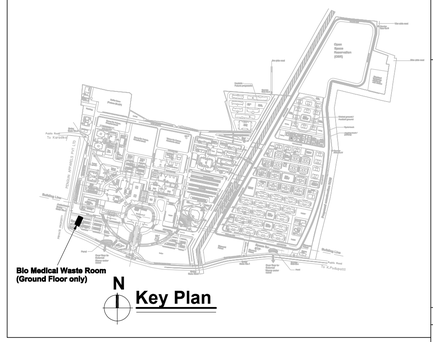

Key Plan

Sheet Number : 1
Building Name : Bio Medical Waste Room (Ground Floor only)
Block Number : 32 of 42
Title : Floor plans Section and Elevation

PLAN SHOWING THE PROPOSED BIO MEDICAL WASTE ROOM BUILDING AT AIIMS MADURAI .,

S.NO: 12/1, 12/2, 22/4, 23/2B, 23/3, 23/4B, 23/5, 23/6B,23/7B, 23/8, 23/9,24, 25/1, 25/2, 25/3, 26/2, 30, 31/1,32/1,33/1,34/1, 35, 36, 37/1, 38/1, 39, 40, 41, 42/1, 42/2, 43/1, 44/1,44/2, 45/1, 45/2, 46/1, 46/2, 47/1, 47/2, 47/3, 48/1, 48/2, 48/3,49/1, 49/2, 49/3, 50/1, 50/2, 50/3 53/1, K.PUDUPATTI VILLAGE, THIRUPPARANKUNDRAM TALUK, MADURAI DISTRICT, TAMIL NADU FOR SETTING UP OF ALL INDIA INSTITUTE OF MEDICAL SCIENCES (AIIMS), MADURAI.
(SUPPORTED BY JICA) Loan No. - ID- P291
UNDER PMSSY DIVISION,
MINISTRY OF HEALTH & FAMILY WELFARE
GOVERNMENT OF INDIA.

NOTE : ALL DIMENSIONS AREA IN METRE

SPECIFICATION :

FOUNDATION	:	Minimum of RCC 1:11/2:3 M25 Concrete Column footing Laid Over sand filling and PCC 1:4:8.
RCC WORK	:	All Column, Beams, Roof Slab, Lintel,& Sunshade are in Minimum of RCC 1:11/2:3(M-25)
BRICKWORK	:	B.W in Basement & Superstructure are in CM 1:5.
JOINERY	:	Joineries are made with UPVC / Aluminium / Steel (or) first class teak wood.
WEATHERING COURSE	:	9" x 9" Pressed Tiles laid over the Brick Jelly with Lime mortor and sloped with water proofing compound.
PLASTERING	:	Ceiling plastering with CM 1:3Inside & Outside walls are plastering with CM 1:4.
PAINTING	:	White washing with two coats over the one coat of primer for Ceiling.Colour washing with two coats over one coat of primer for all Walls.

SCHEDULE OF JOINERIES

D5	Double Door	2.00 x 2.40
W1	Window	1.20 x 1.50
W3	Window	1.80 x 1.50
RV4	Ventilator (Top Hung Ventilator)	1.20 x 0.90
RV6	Ventilator (Top Hung Ventilator)	1.80 x 0.90
RV7	Ventilator (Top Hung Ventilator)	2.00 x 0.90

COLOUR INDEX :
PROPOSED
BOUNDARY
ROAD
DRIVEWAY

REFERENCE :

N

DRAWING TITLE :
Floor plans Section and Elevation

APPLICANT :

Lt. Col Alok Devrani
अधीक्षण अभियंता / Superintending Engineer
अखिल भारतीय आयुर्विज्ञान संस्थान, मदुरै
All India Institute of Medical Sciences, Madurai
स्वास्थ्य और परिवार कल्याण मंत्रालय, भारत सरकार
Ministry of Health and Family Welfare, Govt of India

All India Institute of Medical Sciences (AIIMS)
Madurai, Tamil Nadu
Under PMSSY Division, Ministry of Health & Family Welfare, Government of India

ARCHITECT / REGISTERED ENGINEER :

D. MUKESH
Registered Architect,
Council of Architecture,
(CA/90/12779)
Registered Architect Grade-I, DTCP,
Registration No: 05/RA-I/2019
Salem - 636 004,

REGISTERED STRUCTURAL ENGINEER :

P. SIVAGAMI, M.E(Struct)., Structural Engineer
Mukesh & Associates
Consultants & Engineers
Division - 2,
Narasothipatty, Salem - 636004.
Reg. No: DTCP/SALEM/RSE-1/005/2020

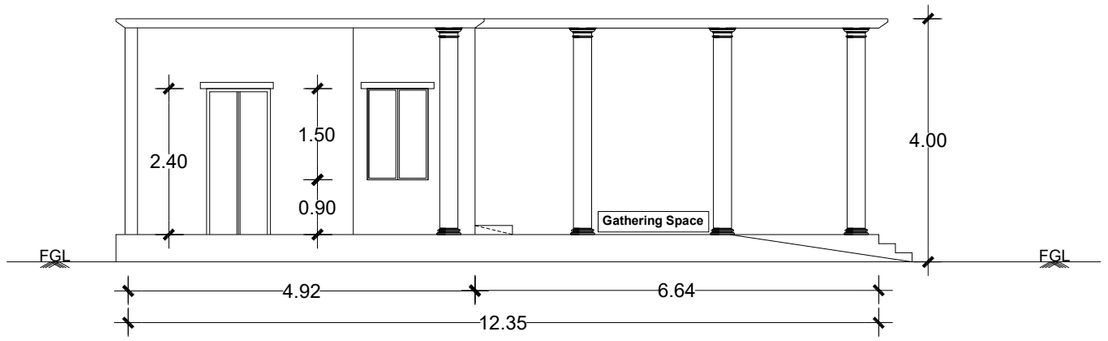

Elevation

Scale - 1: 100

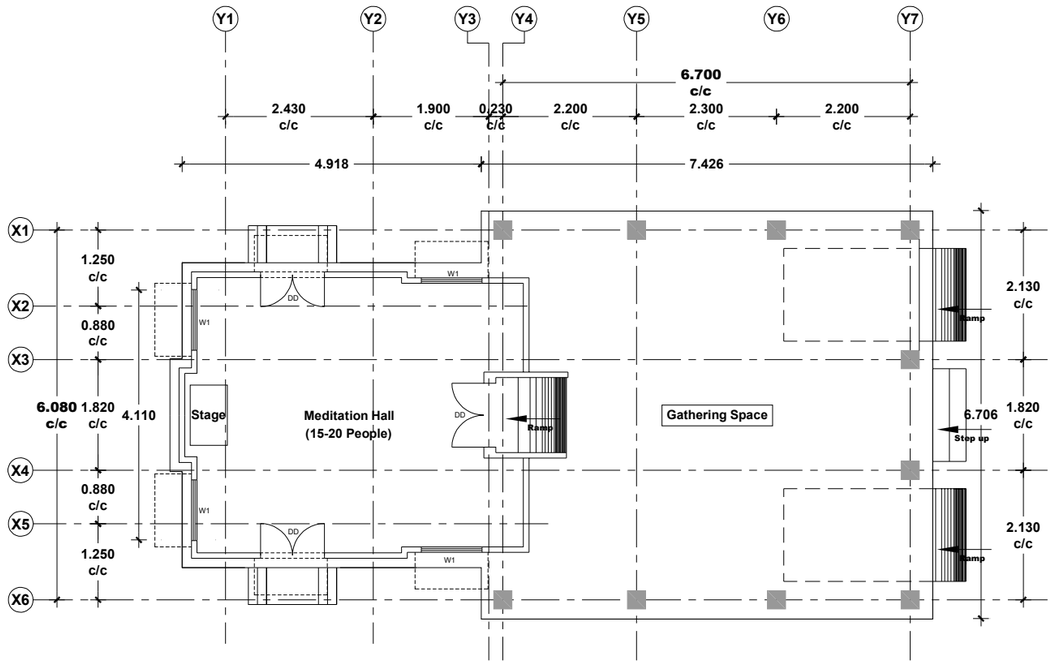

Floor plan

Scale - 1: 100

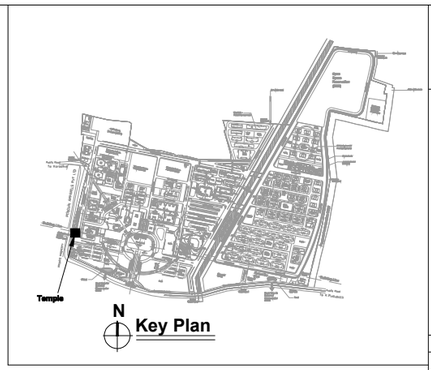

Sheet Number : 1
Building Name : Meditation Hall (Ground Floor only)
Block Number : 33 of 42
Title : Floor plan and Elevation

PLAN SHOWING THE PROPOSED MEDITATION BUILDING AT AIIMS MADURAI .,

S.NO: 12/1, 12/2, 22/4, 23/2B, 23/3, 23/4B, 23/5, 23/6B,23/7B, 23/8, 23/9,24, 25/1, 25/2, 25/3, 26/2, 30, 31/1,32/1,33/1,34/1, 35, 36, 37/1, 38/1, 39, 40, 41, 42/1, 42/2, 43/1, 44/1,44/2, 45/1, 45/2, 46/1, 46/2, 47/1, 47/2, 47/3, 48/1, 48/2, 48/3,49/1, 49/2, 49/3, 50/1, 50/2, 50/3 53/1, . K.PUDUPATTI VILLAGE, THIRUPPARANKUNDRAM TALUK, MADURAI DISTRICT, TAMIL NADU FOR SETTING UP OF ALL INDIA INSTITUTE OF MEDICAL SCIENCES (AIIMS), MADURAI. (SUPPORTED BY JICA) Loan No. - ID- P291 UNDER PMSSY DIVISION, MINISTRY OF HEALTH & FAMILY WELFARE GOVERNMENT OF INDIA.

NOTE : ALL DIMENSIONS ARE IN METRE

SPECIFICATION :

FOUNDATION	:	Minimum of RCC 1:11/2:3 M25 Concrete Column footing Laid Over sand filling and PCC 1:4:8.
RCC WORK	:	All Columns, Beams, Roof Slab, Lintel,& Sunshade are in Minimum of RCC 1:11/2:3(M-25)
BRICKWORK	:	B.W in Basement & Superstructure are in CM 1:5.
JOINERY	:	Joineries are made with UPVC / Aluminium / Steel (or) first class teak wood.
WEATHERING COURSE	:	9" x 9" Pressed Tiles laid over the Brick Jelly with Lime mortor and sloped with water proofing compound.
PLASTERING	:	Ceiling plastering with CM 1:3Inside & Outside walls are plastering with CM 1:4.
PAINTING	:	White washing with two coats over the one coat of primer for Ceiling.Colour washing with two coats over one coat of primer for all Walls.

SCHEDULE OF JOINERIES

DD	Double Door	1.05 x 2.40
W1	Window	1.00 x 1.50

COLOUR INDEX :

PROPOSED
BOUNDARY
ROAD
DRIVEWAY

REFERENCE :

N

DRAWING TITLE :

Floor plans and Elevation

APPLICANT :

लेफ्टिनेंट-कर्नल आलोक देवरानी
Lt. Col Alok Devrani
अधीक्षण अभियंता / Superintending Engineer
अखिल भारतीय आयुर्विज्ञान संस्थान, मदुरै
All India Institute of Medical Sciences, Madurai
स्वास्थ्य और परिवार कल्याण मंत्रालय, भारत सरकार
Ministry of Health and Family Welfare, Govt of India

All India Institute of Medical Sciences (AIIMS) Madurai, Tamil Nadu
Under PMSSY Division, Ministry of Health & Family Welfare, Government of India

ARCHITECT / REGISTERED ENGINEER :

D. MUKESH
Registered Architect,
Council of Architecture,
(CA/90/12779)
Registered Architect Grade-I, DTCP,
Registration No: DS/RA-I/2019
Salem - 636 004.

REGISTERED STRUCTURAL ENGINEER :

P. SIVAGAMI, M.E(Struct)., Structural Engineer
Mukesh & Associates
Consultants & Engineers
Division - 2.
Narasothipatty, Salem - 636 004.
Reg. No: DTCP/SALEM/RSE-1/005/2020

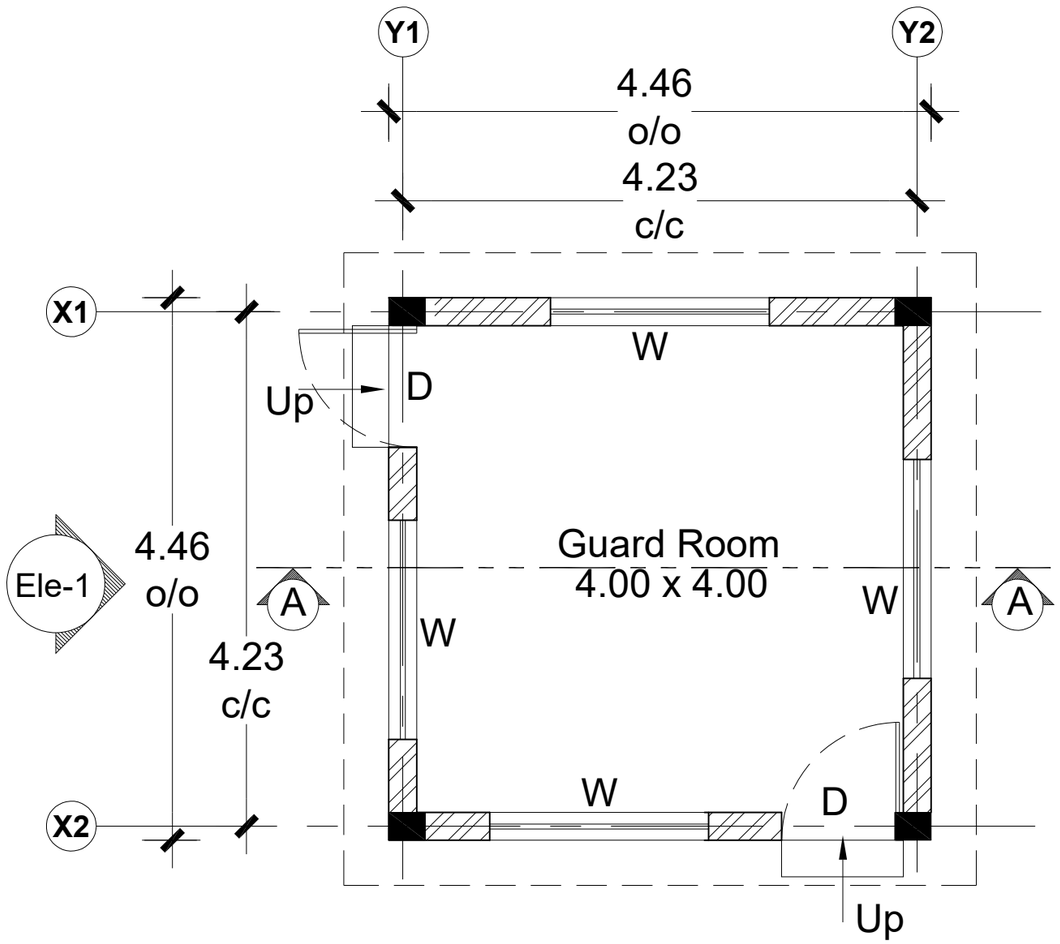

Ground Floor Plan

Scale - 1: 50

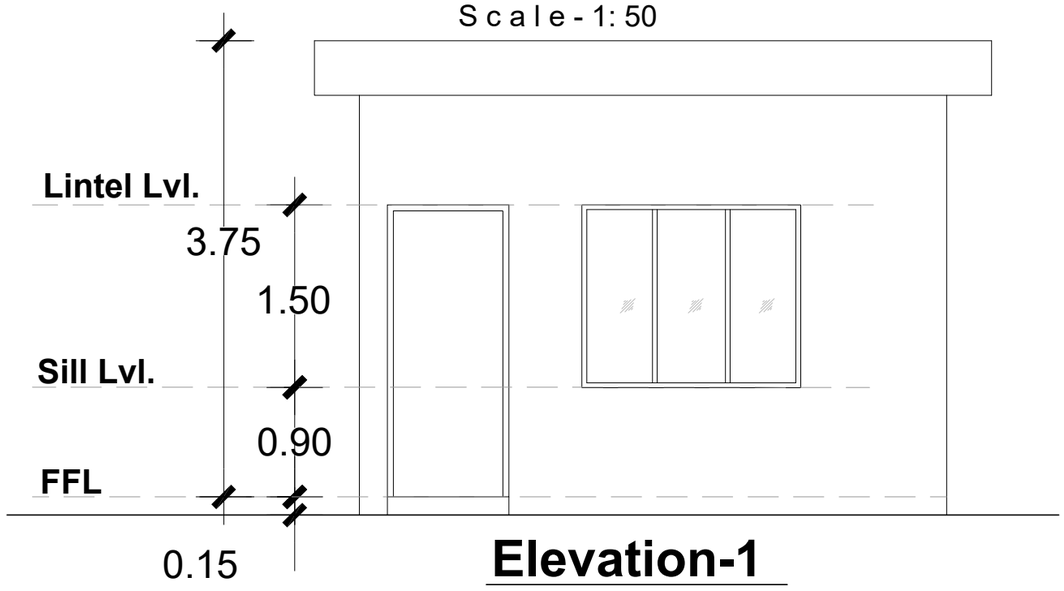

Elevation-1

Scale - 1: 50

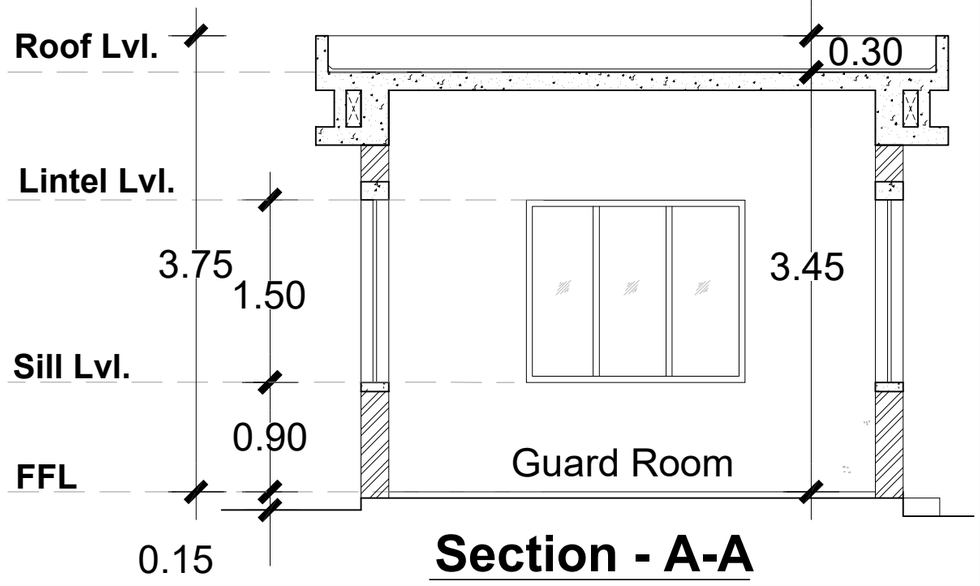

Section - A-A

Scale - 1: 50

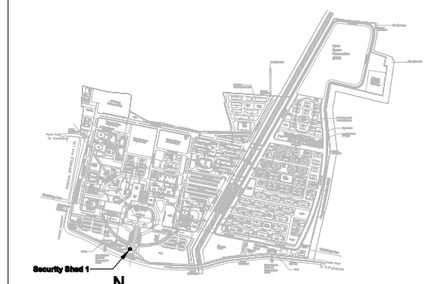

Key Plan

Sheet Number : 1
Building Name : Security Shed 1 (Ground Floor only)
Block Number : 34 of 42
Title : Floor plans Section and Elevation

PLAN SHOWING THE PROPOSED SECURITY SHED BUILDING AT AIIMS MADURAI .,

S.NO: 12/1, 12/2, 22/4, 23/2B, 23/3, 23/4B, 23/5, 23/6B,23/7B, 23/8, 23/9,24, 25/1, 25/2, 25/3, 26/2, 30, 31/1,32/1,33/1,34/1, 35, 36, 37/1, 38/1, 39, 40, 41, 42/1, 42/2, 43/1, 44/1,44/2, 45/1, 45/2, 46/1, 46/2, 47/1, 47/2, 47/3, 48/1, 48/2, 48/3,49/1, 49/2, 49/3, 50/1, 50/2, 50/3 53/1, K.PUDUPATTI VILLAGE, THIRUPPARANKUNDRAM TALUK, MADURAI DISTRICT,

TAMIL NADU FOR SETTING UP OF ALL INDIA INSTITUTE OF MEDICAL SCIENCES (AIIMS), MADURAI.
(SUPPORTED BY JICA) Loan No. - ID- P291
UNDER PMSSY DIVISION,
MINISTRY OF HEALTH & FAMILY WELFARE
GOVERNMENT OF INDIA.

NOTE : ALL DIMENSIONS AREA IN METRE

SPECIFICATION :

FOUNDATION	:	Minimum of RCC 1:11/2:3 M25 Concrete Column footing Laid Over sand filling and PCC 1:4:8.
RCC WORK	:	All Column, Beams, Roof Slab, Lintel,& Sunshade are in Minimum of RCC 1:11/2:3(M-25)
BRICKWORK	:	B.W in Basement & Superstructure are in CM 1:5.
JOINERY	:	Joineries are made with UPVC / Aluminium / Steel (or) first class teak wood.
WEATHERING COURSE	:	9" x 9" Pressed Tiles laid over the Brick Jelly with Lime mortor and sloped with water proofing compound.
PLASTERING	:	Ceiling plastering with CM 1:3Inside & Outside walls are plastering with CM 1:4.
PAINTING	:	White washing with two coats over the one coat of primer for Ceiling.Colour washing with two coats over one coat of primer for all Walls.

SCHEDULE OF JOINERIES

D	Door	1.00 x 2.40
W	Window	1.80 x 1.50

COLOUR INDEX :

PROPOSED
BOUNDARY
ROAD
DRIVEWAY

REFERENCE :

N

DRAWING TITLE :

Floor plans and Elevation

APPLICANT :

लेफ्टिनेंट-कर्नल अलोक देवरानी
Lt. Col Alok Devrani
अधीक्षण अभियंता / Superintending Engineer
अखिल भारतीय आयुर्विज्ञान संस्थान, मदुरै
All India Institute of Medical Sciences, Madurai
स्वास्थ्य और परिवार कल्याण मंत्रालय, भारत सरकार
Ministry of Health and Family Welfare, Govt of India

All India Institute of Medical Sciences (AIIMS) Madurai, Tamil Nadu
Under PMSSY Division, Ministry of Health & Family Welfare, Government of India

ARCHITECT / REGISTERED ENGINEER :

D. MUKESH
Registered Architect,
Council of Architecture,
(CA/90/12779)
Registered Architect Grade-I, DTCP,
Registration No: 05/RA-I/2019
Salem - 636 004,

REGISTERED STRUCTURAL ENGINEER :

P. SIVAGAMI, M.E(Struct).,
Structural Engineer
Mukesh & Associates
Consultants & Engineers
Division - 2,
Narasothipatty, Salem - 636 004.
Reg. No: DTCP/SALEM/RSE-1/005/2020

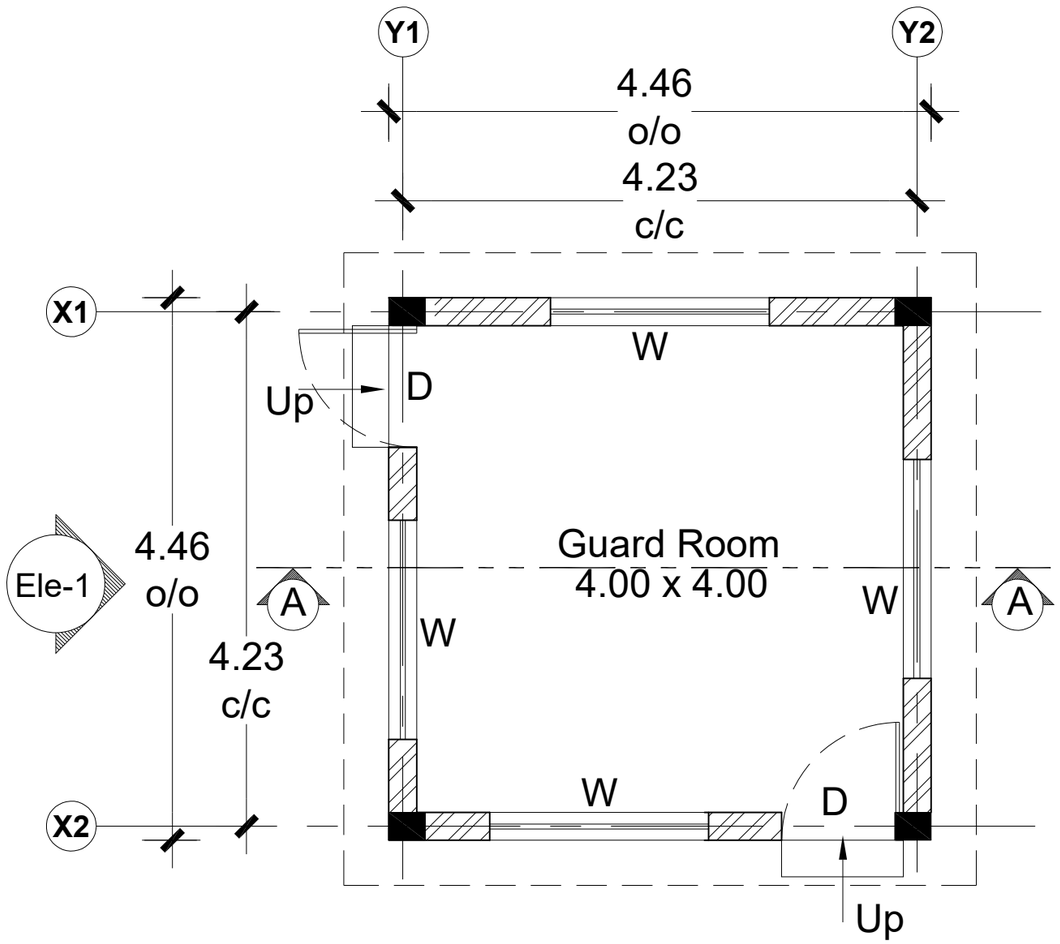

Ground Floor Plan

Scale - 1: 50

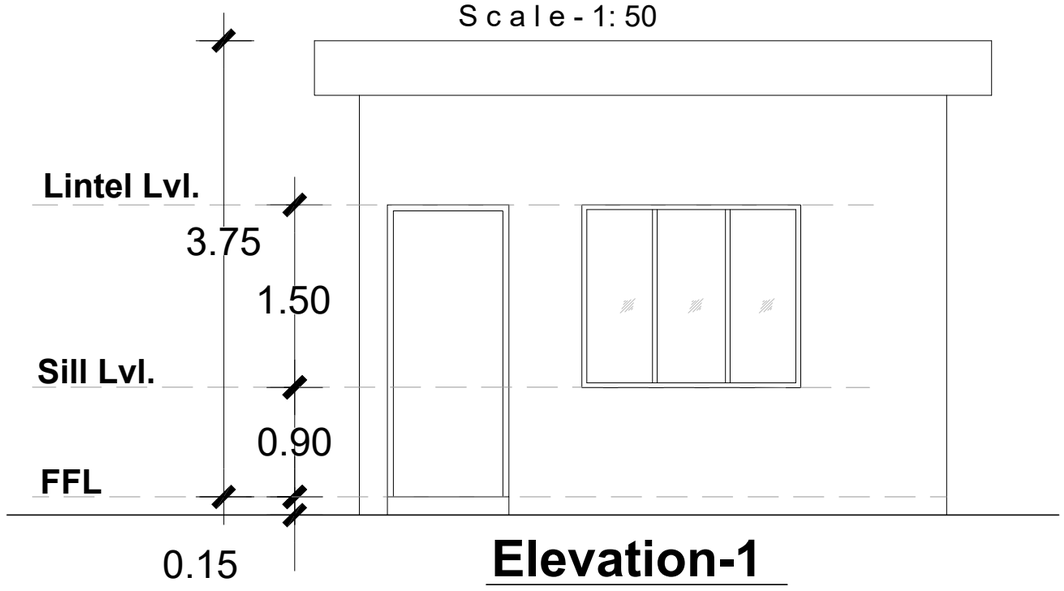

Elevation-1

Scale - 1: 50

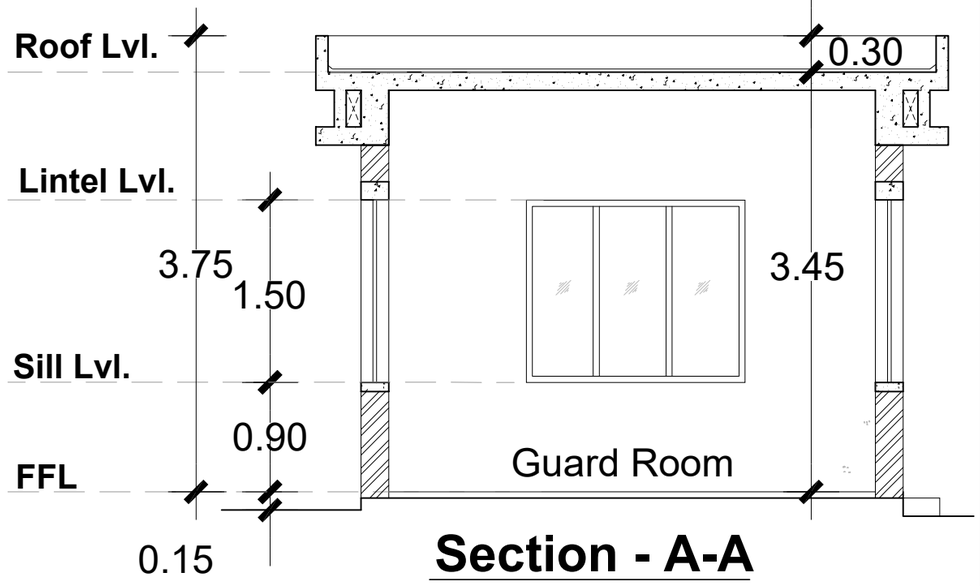

Section - A-A

Scale - 1: 50

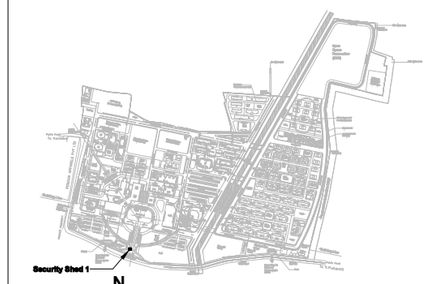

Key Plan

Sheet Number : 1
Building Name : Security Shed 2 (Ground Floor only)
Block Number : 35 of 42
Title : Floor plans Section and Elevation

PLAN SHOWING THE PROPOSED SECURITY SHED BUILDING AT AIIMS MADURAI .,

S.NO: 12/1, 12/2, 22/4, 23/2B, 23/3, 23/4B, 23/5, 23/6B,23/7B, 23/8, 23/9,24, 25/1, 25/2, 25/3, 26/2, 30, 31/1,32/1,33/1,34/1, 35, 36, 37/1, 38/1, 39, 40, 41, 42/1, 42/2, 43/1, 44/1,44/2, 45/1, 45/2, 46/1, 46/2, 47/1, 47/2, 47/3, 48/1, 48/2, 48/3,49/1, 49/2, 49/3, 50/1, 50/2, 50/3 53/1, K.PUDUPATTI VILLAGE, THIRUPPARANKUNDRAM TALUK, MADURAI DISTRICT,

TAMIL NADU FOR SETTING UP OF ALL INDIA INSTITUTE OF MEDICAL SCIENCES (AIIMS), MADURAI.
(SUPPORTED BY JICA) Loan No. - ID- P291
UNDER PMSSY DIVISION,
MINISTRY OF HEALTH & FAMILY WELFARE
GOVERNMENT OF INDIA.

NOTE : ALL DIMENSIONS AREA IN METRE

SPECIFICATION :

FOUNDATION	:	Minimum of RCC 1:11/2:3 M25 Concrete Column footing Laid Over sand filling and PCC 1:4:8.
RCC WORK	:	All Column, Beams, Roof Slab, Lintel,& Sunshade are in Minimum of RCC 1:11/2:3(M-25)
BRICKWORK	:	B.W in Basement & Superstructure are in CM 1:5.
JOINERY	:	Joineries are made with UPVC / Aluminium / Steel (or) first class teak wood.
WEATHERING COURSE	:	9" x 9" Pressed Tiles laid over the Brick Jelly with Lime mortor and sloped with water proofing compound.
PLASTERING	:	Ceiling plastering with CM 1:3Inside & Outside walls are plastering with CM 1:4.
PAINTING	:	White washing with two coats over the one coat of primer for Ceiling.Colour washing with two coats over one coat of primer for all Walls.

SCHEDULE OF JOINERIES

D	Door	1.00 x 2.40
W	Window	1.80 x 1.50

COLOUR INDEX :

PROPOSED
BOUNDARY
ROAD
DRIVEWAY

REFERENCE :

N

DRAWING TITLE :

Floor plans and Elevation

APPLICANT :

लेफ्टिनेंट-कर्नल अलोक देवरानी
Lt. Col Alok Devrani
अधीक्षण अभियंता / Superintending Engineer
अखिल भारतीय आयुर्विज्ञान संस्थान, मदुरै
All India Institute of Medical Sciences, Madurai
स्वास्थ्य और परिवार कल्याण मंत्रालय, भारत सरकार
Ministry of Health and Family Welfare, Govt of India

All India Institute of Medical Sciences (AIIMS) Madurai, Tamil Nadu
Under PMSSY Division, Ministry of Health & Family Welfare, Government of India

ARCHITECT / REGISTERED ENGINEER :

D. MUKESH
Registered Architect,
Council of Architecture,
(CA/90/12779)
Registered Architect Grade-I, DTCP,
Registration No: 05/RA-I/2019
Salem - 636 004,

REGISTERED STRUCTURAL ENGINEER :

P. SIVAGAMI, M.E(Struct).,
Structural Engineer
Mukesh & Associates
Consultants & Engineers
Division - 2,
Narasothipatty, Salem - 636 004.
Reg. No: DTCP/SALEM/RSE-1/005/2020

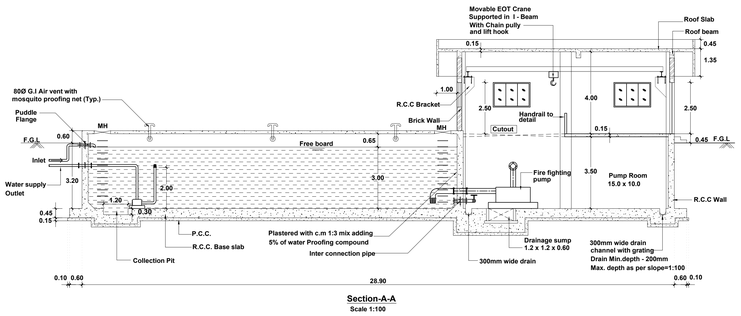

Section-A-A
Scale 1:100

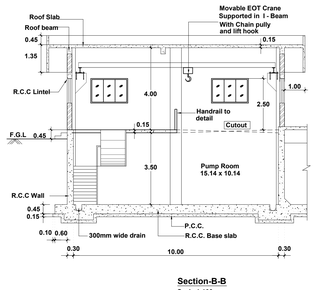

Section-B-B
Scale 1:100

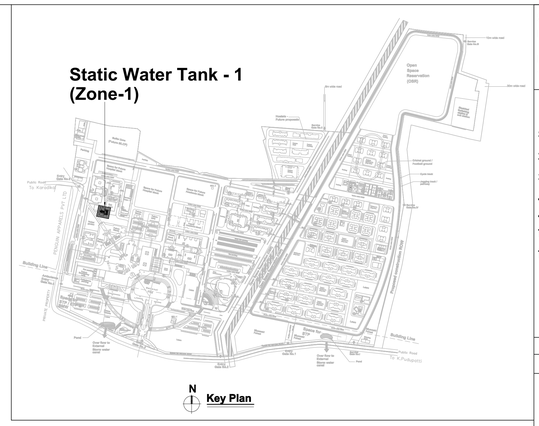

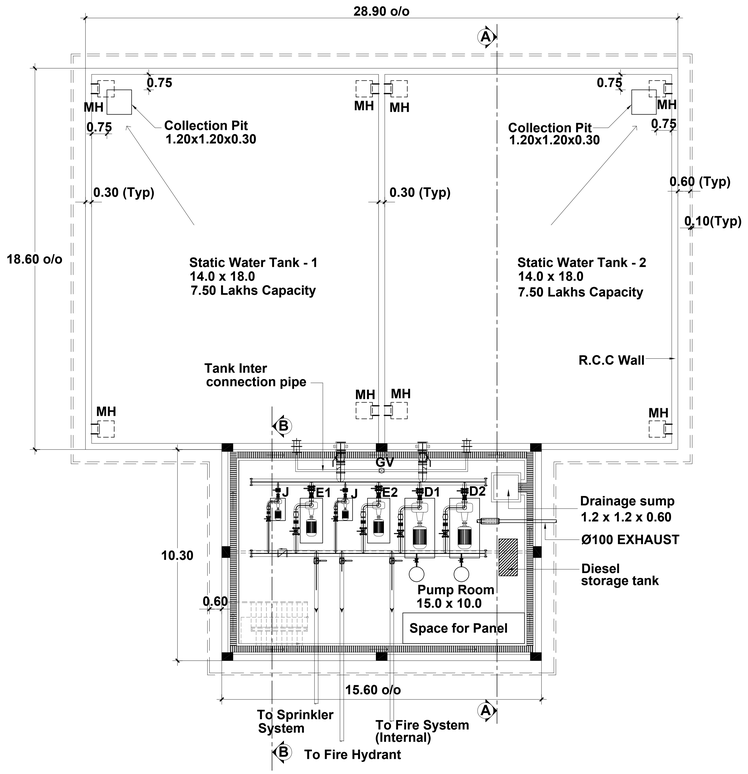

UG Static Water Tank With Pump House
15,00000 Its Capacity
Scale 1:100

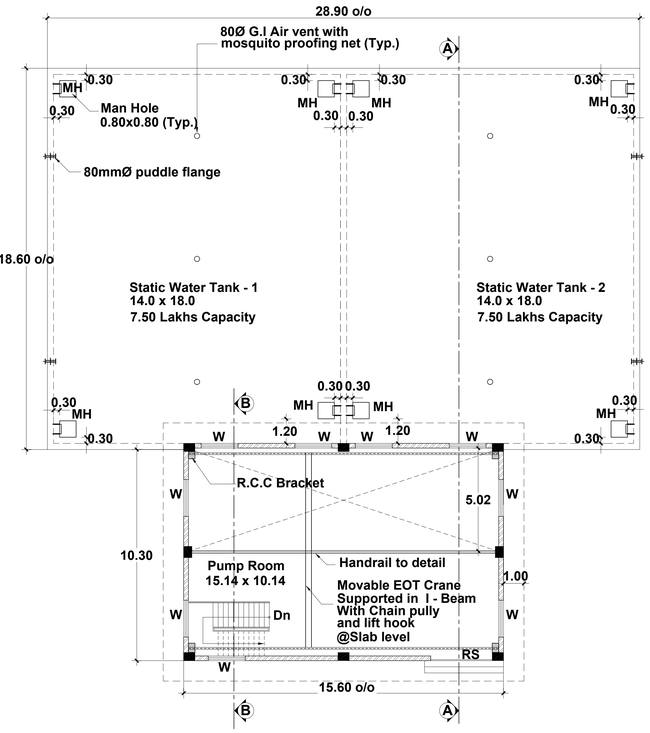

UG Static Water Tank With Pump House
15,00000 Its Capacity
Scale 1:100

Zoomed Sectional Elevation

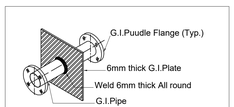

Details of Puddle Flange

Sheet Number	: 1 of 1
Building Name	: UG Static Water Tank With Pump House (Zone-1)
Block Number	: 36 of 42
Title	: UG Static Water Tank with Pump House

PLAN SHOWING THE PROPOSED UG STATIC WATER TANK WITH PUMP HOUSE BUILDING AT AIIMS MADURAI ., S.NO: 12/1, 12/2, 22/4, 23/2B, 23/3, 23/4B, 23/5, 23/6B,23/7B, 23/8, 23/9,24, 25/1, 25/2, 25/3, 26/2, 30, 31/1,32/1,33/1,34/1, 35, 36, 37/1, 38/1, 39, 40, 41, 42/1, 42/2, 43/1, 44/1,44/2, 45/1, 45/2, 46/1, 46/2, 47/1, 47/2, 47/3, 48/1, 48/2, 48/3,49/1, 49/2, 49/3, 50/1, 50/2, 50/3 53/1, K.PUDUPATTI VILLAGE, THIRUPPARANKUNDRAM TALUK, MADURAI DISTRICT, TAMIL NADU FOR SETTING UP OF ALL INDIA INSTITUTE OF MEDICAL SCIENCES (AIIMS), MADURAI. (SUPPORTED BY JICA) Loan No. - ID- P291 UNDER PMSSY DIVISION, MINISTRY OF HEALTH & FAMILY WELFARE GOVERNMENT OF INDIA.

NOTE : ALL DIMENSIONS AREA IN METRE

SPECIFICATION :

FOUNDATION	: Minimum of RCC 1:11/2:3 M25 Concrete Column footing Laid Over sand filling and PCC 1:4:8.
RCC WORK	: All Column, Beams, Roof Slab, Lintel,& Sunshade are in Minimum of RCC 1:11/2:3(M-25)
BRICKWORK	: B.W in Basement & Superstructure are in CM 1:5.
JOINERY	: Joineries are made with UPVC / Aluminium / Steel (or) first class teak wood.
WEATHERING COURSE	: 9" x 9" Pressed Tiles laid over the Brick Jelly with Lime mortor and sloped with water proofing compound.
PLASTERING	: Ceiling plastering with CM 1:3Inside & Outside walls are plastering with CM 1:4.
PAINTING	: White washing with two coats over the one coat of primer for Ceiling.Colour washing with two coats over one coat of primer for all Walls.

SCHEDULE OF JOINERIES

RS	3.00 x 2.50	Rolling Shutter
W	1.80 x 1.20	Window

COLOUR INDEX :

PROPOSED
BOUNDARY
ROAD
DRIVEWAY

REFERENCE :

DRAWING TITLE :

UG Static Water Tank with Pump House

APPLICANT :

लेफ्टिनेंट-कर्नल-अलोक देवतानी
Lt. Col Alok Devtani
अधीक्षण अभियंता / Superintending Engineer
अखिल भारतीय आयुर्विज्ञान संस्थान, मदुरै
All India Institute of Medical Sciences, Madurai
मंत्रालय ऑफ हेल्थ फैमली वेलफेयर, भारत सरकार
Ministry of Health and Family Welfare, Govnt of India

All India Institute of Medical Sciences (AIIMS)
Madurai, Tamil Nadu
Under PMSSY Division, Ministry of Health & Family Welfare, Government of India

ARCHITECT / REGISTERED ENGINEER :

D. MUKESH
Registered Architect,
Council of Architecture,
(CA/90/12779)
Registered Architect Grade-I, DTCP,
Registration No: 05/KA-I/2019
Salem - 636 004.

REGISTERED STRUCTURAL ENGINEER :

P. SIVAGAMI, M.E(Struct).,
Structural Engineer
Mukesh & Associates
Consultants & Engineers
Division - 2,
Narasothipatty, Salem - 636 004.
Reg. No: DTCP/SALEM/RSE-1/005/2020

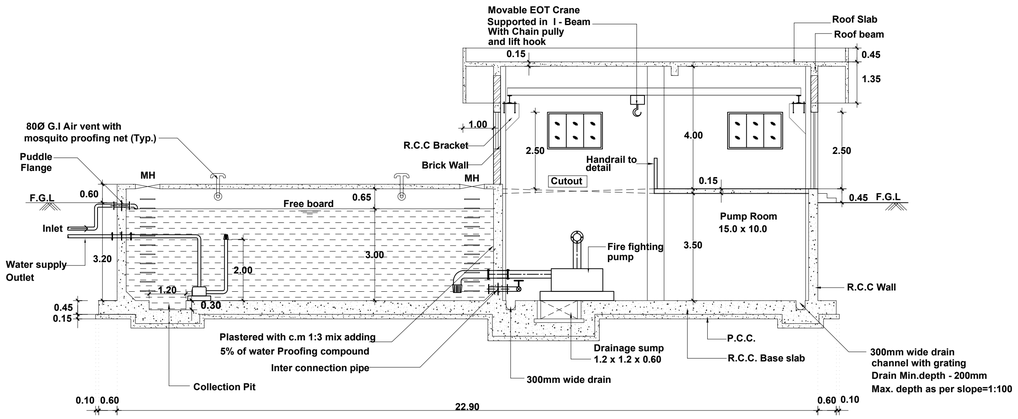

Section-A-A
Scale 1:100

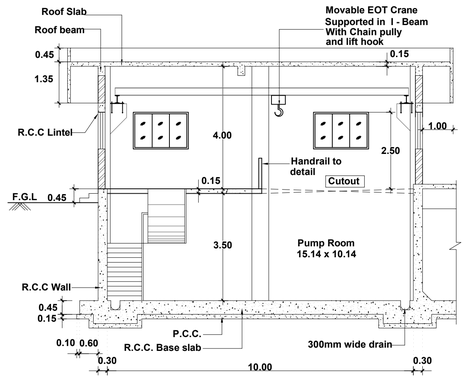

Section-B-B
Scale 1:100

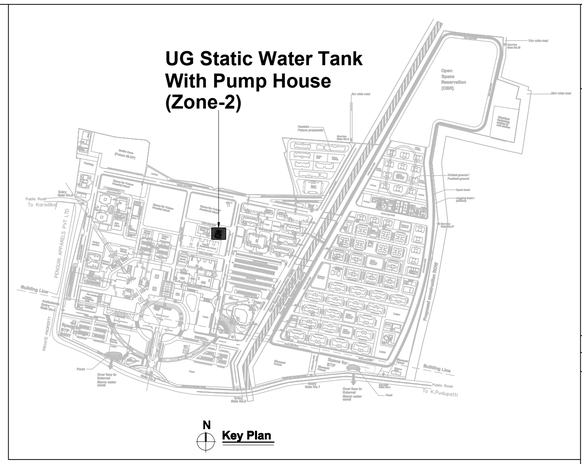

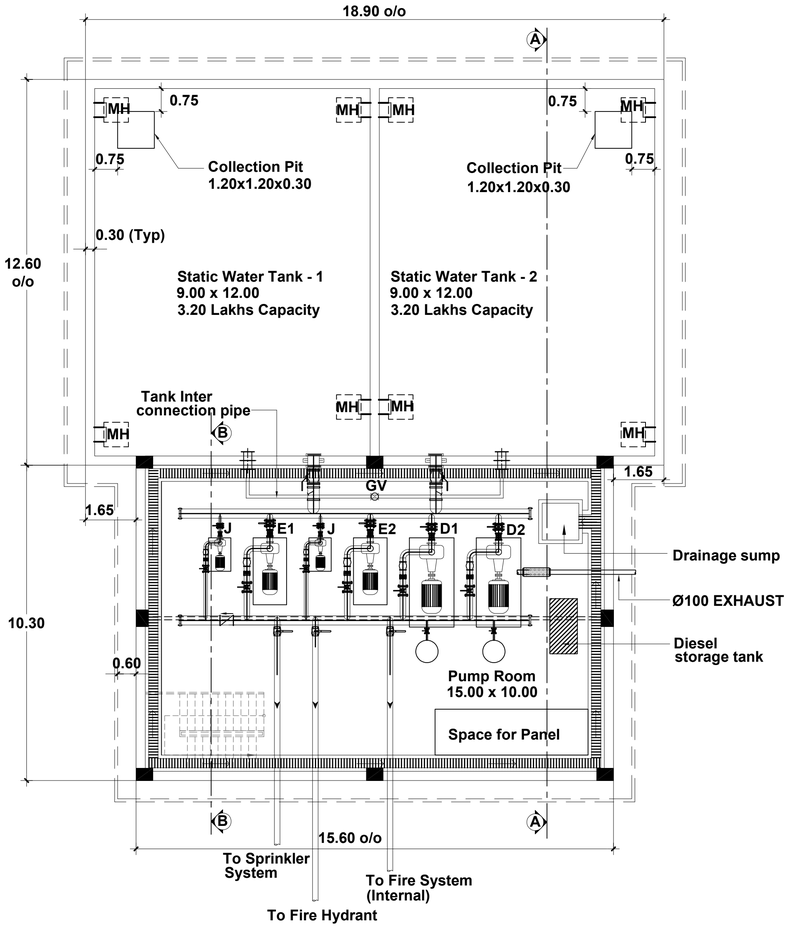

UG Static Water Tank With Pump House
6,40,000 lts Capacity
Scale 1:100

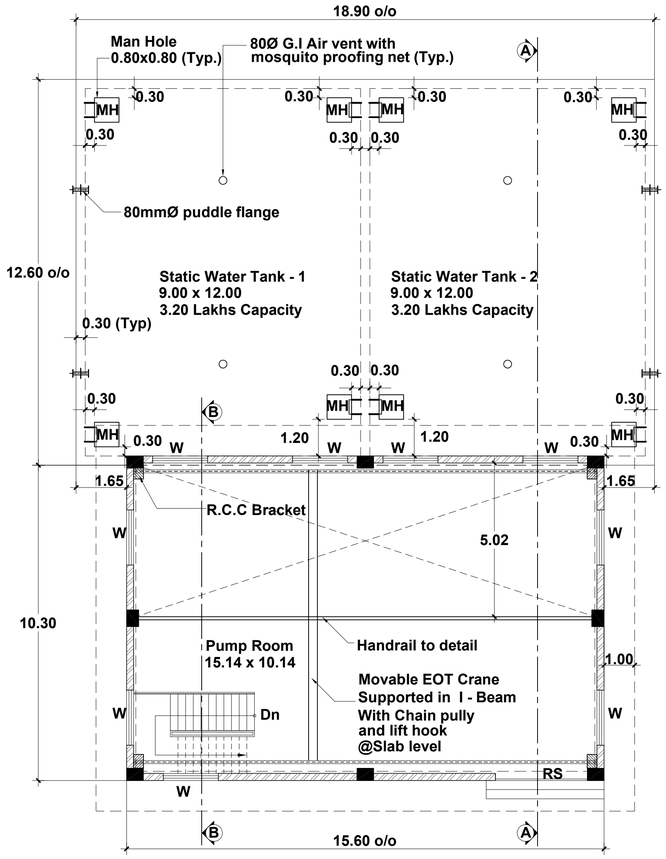

UG Static Water Tank With Pump House
6,40,000 lts Capacity
Scale 1:100

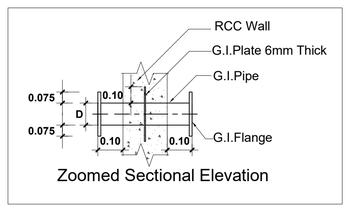

Zoomed Sectional Elevation

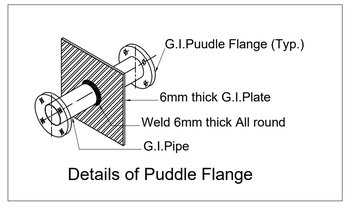

Details of Puddle Flange

Sheet Number	: 1 of 1
Building Name	: UG Static Water Tank With Pump House (Zone-2)
Block Number	: 37 of 42
Title	: UG Static Water Tank with Pump House

PLAN SHOWING THE PROPOSED UG STATIC WATER TANK WITH PUMP HOUSE BUILDING AT AIIMS MADURAI., S.NO: 12/1, 12/2, 22/4, 23/2B, 23/3, 23/4B, 23/5, 23/6B,23/7B, 23/8, 23/9,24, 25/1, 25/2, 25/3, 26/2, 30, 31/1,32/1,33/1,34/1, 35, 36, 37/1, 38/1, 39, 40, 41, 42/1, 42/2, 43/1, 44/1,44/2, 45/1, 45/2, 46/1, 46/2, 47/1, 47/2, 47/3, 48/1, 48/2, 48/3,49/1, 49/2, 49/3, 50/1, 50/2, 50/3 53/1, K.PUDUPATTI VILLAGE, THIRUPPARANKUNDRAM TALUK, MADURAI DISTRICT, TAMIL NADU FOR SETTING UP OF ALL INDIA INSTITUTE OF MEDICAL SCIENCES (AIIMS), MADURAI.
(SUPPORTED BY JICA) Loan No. - ID- P291
UNDER PMSSY DIVISION,
MINISTRY OF HEALTH & FAMILY WELFARE
GOVERNMENT OF INDIA.

NOTE : ALL DIMENSIONS AREA IN METRE

SPECIFICATION :

FOUNDATION	: Minimum of RCC 1:11/2:3 M25 Concrete Column footing Laid Over sand filling and PCC 1:4:8.
RCC WORK	: All Column, Beams, Roof Slab, Lintel,& Sunshade are in Minimum of RCC 1:11/2:3(M-25)
BRICKWORK	: B.W in Basement & Superstructure are in CM 1:5.
JOINERY	: Joineries are made with UPVC / Aluminium / Steel (or) first class teak wood.
WEATHERING COURSE	: 0° x 0° Pressed Tiles laid over the Brick Jelly with Lime mortor and sloped with water proofing compound.
PLASTERING	: Ceiling plastering with CM 1:3Inside & Outside walls are plastering with CM 1:4.
PAINTING	: White washing with two coats over the one coat of primer for Ceiling.Colour washing with two coats over one coat of primer for all Walls.

SCHEDULE OF JOINERIES

RS	3.00 x 2.50	Rolling Shutter
W	1.80 x 1.20	Window

COLOUR INDEX :	REFERENCE :
PROPOSED	N
BOUNDARY	
ROAD	
DRIVEWAY	

DRAWING TITLE :

UG Static Water Tank with Pump House

APPLICANT :

लेफ्टिनेंट कर्नल आलोक देवरानी
Lt. Col Alok Devrani
अधीक्षण अभियंता / Superintending Engineer
अखिल भारतीय आयुर्विज्ञान संस्थान, मदुरै
All India Institute of Medical Sciences, Madurai
स्वास्थ्य और परिवार कल्याण मंत्रालय, भारत सरकार
Ministry of Health and Family Welfare, Govt of India

All India Institute of Medical Sciences (AIIMS)
Madurai, Tamil Nadu
Under PMSSY Division, Ministry of Health & Family Welfare, Government of India.

ARCHITECT / REGISTERED ENGINEER :

D. MUKESH
Registered Architect,
Council of Architecture,
(CA/90/12779)
Registered Architect Grade-I, DTCP,
Registration No: 05/RA-I/2019
Salem - 636 004.

REGISTERED STRUCTURAL ENGINEER :

P. SIVAGAMI, M.E(Struct).,
Structural Engineer
Mukesh & Associates
Consultants & Engineers
Division - 2,
Narasothipatty, Salem - 636 004.
Reg. No: DTCP/SALEM/RSE-1/005/2020

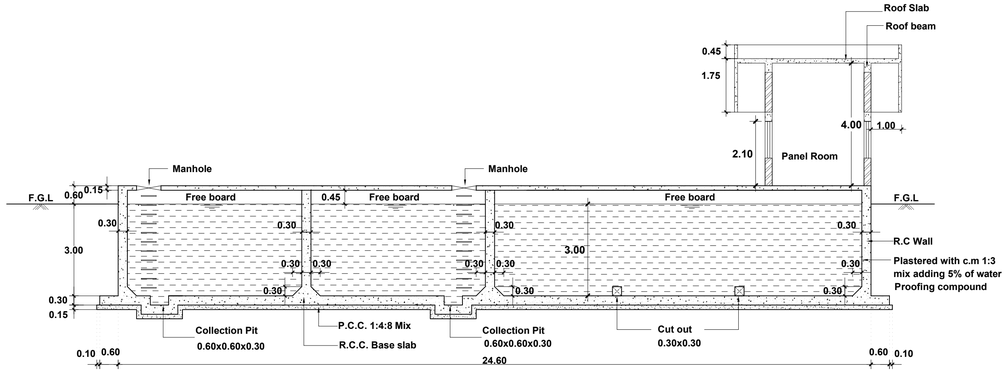

Section A-A
Scale 1:100

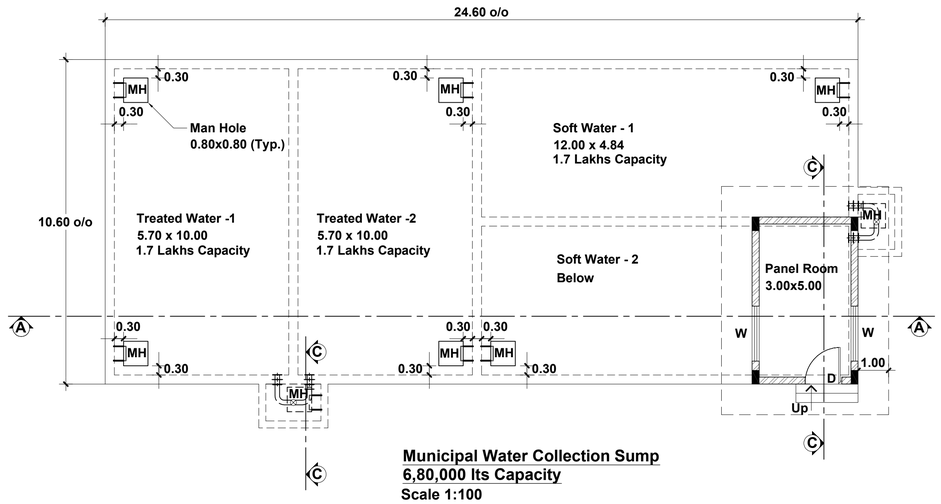

Municipal Water Collection Sump
6,80,000 Its Capacity
Scale 1:100

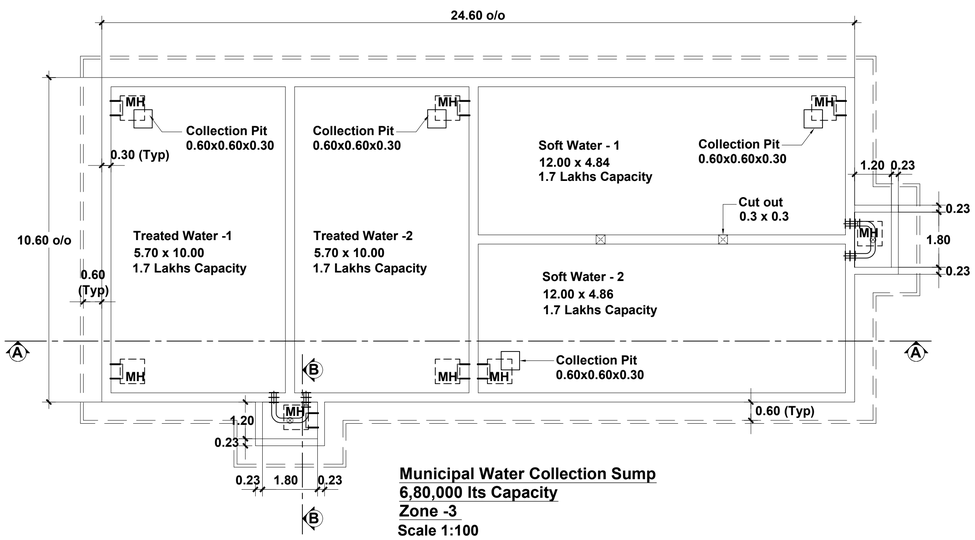

Municipal Water Collection Sump
6,80,000 Its Capacity
Zone -3
Scale 1:100

Details of Puddle Flange



Zoomed Sectional Elevation

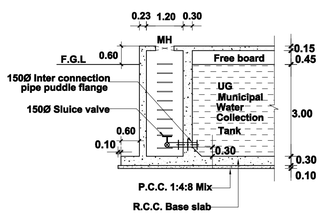

Section B-B
Scale 1:100

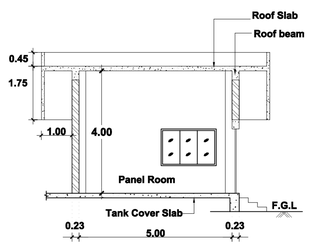

Section C-C
Scale 1:100

UG Static Water Tank With Pump House (Zone-3)

N
Key Plan

Sheet Number	**: 1 of 1**
Building Name	**: UG Static Water Tank With Pump House (Zone-3)**
Block Number	**: 38 of 42**
Title	**: UG Static Water Tank with Pump House**

PLAN SHOWING THE PROPOSED UG STATIC WATER TANK WITH PUMP HOUSE BUILDING AT AIIMS MADURAI., S.NO: 12/1, 12/2, 22/4, 23/2B, 23/3, 23/4B, 23/5, 23/6B,23/7B, 23/8, 23/9,24, 25/1, 25/2, 25/3, 26/2, 30, 31/1,32/1,33/1,34/1, 35, 36, 37/1, 38/1, 39, 40, 41, 42/1, 42/2, 43/1, 44/1,44/2, 45/1, 45/2, 46/1, 46/2, 47/1, 47/2, 47/3, 48/1, 48/2, 48/3,49/1, 49/2, 49/3, 50/1, 50/2, 50/3 53/1, K.PUDUPATTI VILLAGE, THIRUPPARANKUNDRAM TALUK, MADURAI DISTRICT, TAMIL NADU FOR SETTING UP OF ALL INDIA INSTITUTE OF MEDICAL SCIENCES (AIIMS), MADURAI.
(SUPPORTED BY JICA) Loan No. - ID- P291
UNDER PMSSY DIVISION,
MINISTRY OF HEALTH & FAMILY WELFARE
GOVERNMENT OF INDIA.

NOTE : ALL DIMENSIONS AREA IN METRE

SPECIFICATION :

FOUNDATION	:	Minimum of RCC 1:11/2:3 M25 Concrete Column footing Laid Over sand filling and PCC 1:4:8.
RCC WORK	:	All Column, Beams, Roof Slab, Lintel,& Sunshade are in Minimum of RCC 1:11/2:3(M-25)
BRICKWORK	:	B.W in Basement & Superstructure are in CM 1:5.
JOINERY	:	Joineries are made with UPVC / Aluminium / Steel (or) first class teak wood.
WEATHERING COURSE	:	0° x 0° Pressed Tiles laid over the Brick Jelly with Lime mortor and sloped with water proofing compound.
PLASTERING	:	Ceiling plastering with CM 1:3Inside & Outside walls are plastering with CM 1:4.
PAINTING	:	White washing with two coats over the one coat of primer for Ceiling.Colour washing with two coats over one coat of primer for all Walls.

SCHEDULE OF JOINERIES

RS	3.00 x 2.50	Rolling Shutter
W	1.80 x 1.20	Window

COLOUR INDEX :	REFERENCE :
PROPOSED	
BOUNDARY	
ROAD	
DRIVEWAY	

N

DRAWING TITLE :

UG Static Water Tank with Pump House

APPLICANT :

लेफ्टिनेंट कर्नल आलोक देवरानी
Lt. Col Alok Devrani
अधीक्षण अभियंता / Superintending Engineer
अखिल भारतीय आयुर्विज्ञान संस्थान, मदुरै
All India Institute of Medical Sciences, Madurai
स्वास्थ्य और परिवार कल्याण मंत्रालय, भारत सरकार
Ministry of Health and Family Welfare, Govt of India

All India Institute of Medical Sciences (AIIMS)
Madurai, Tamil Nadu
Under PMSSY Division, Ministry of Health & Family Welfare, Government of India.

ARCHITECT / REGISTERED ENGINEER :

D. MUKESH
Registered Architect,
Council of Architecture,
(CA/90/12779)
Registered Architect Grade-I, DTCP,
Registration No: 05/RA-I/2019
Salem - 636 004.

REGISTERED STRUCTURAL ENGINEER :

P. SIVAGAMI, M.E(Struct).,
Structural Engineer
Mukesh & Associates
Consultants & Engineers
Division - 2,
Narasothipatty, Salem - 636 004.
Reg. No: DTCP/SALEM/RSE-1/005/2020

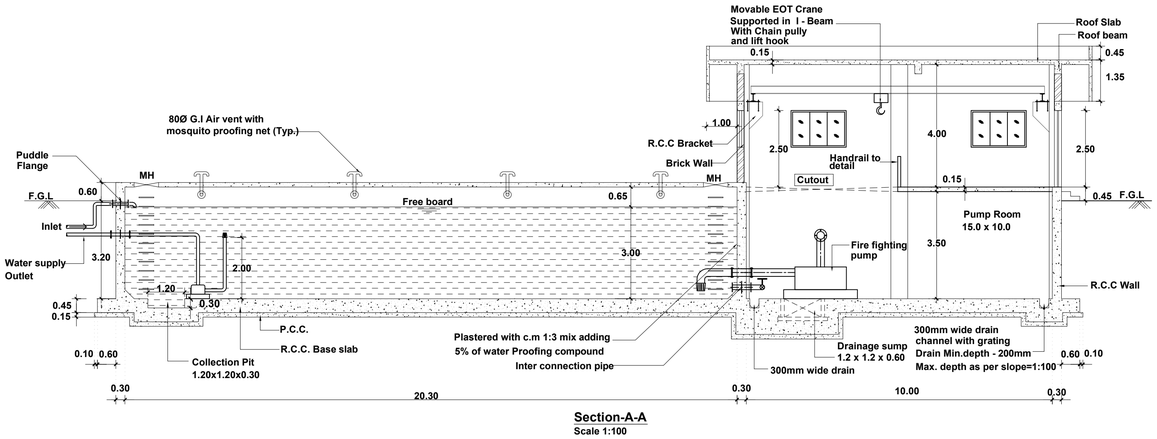

Section-A-A
Scale 1:100

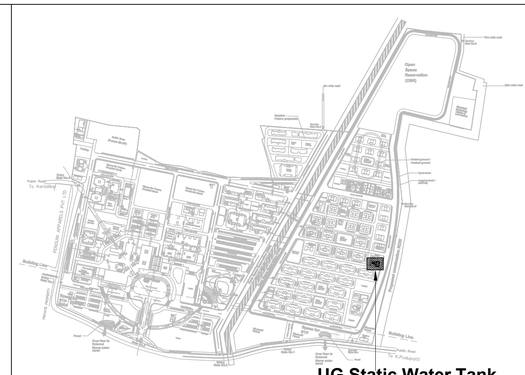

UG Static Water Tank With Pump House (Zone-4)

Sheet Number	: 1 of 1
Building Name	: UG Static Water Tank With Pump House (Zone-4)
Block Number	: 39 of 42
Title	: UG Static Water Tank with Pump House

PLAN SHOWING THE PROPOSED UG STATIC WATER TANK WITH PUMP HOUSE BUILDING AT AIIMS MADURAI ., S.NO: 12/1, 12/2, 22/4, 23/2B, 23/3, 23/4B, 23/5, 23/6B,23/7B, 23/8, 23/9,24, 25/1, 25/2, 25/3, 26/2, 30, 31/1,32/1,33/1,34/1, 35, 36, 37/1, 38/1, 39, 40, 41, 42/1, 42/2, 43/1, 44/1,44/2, 45/1, 45/2, 46/1, 46/2, 47/1, 47/2, 47/3, 48/1, 48/2, 48/3,49/1, 49/2, 49/3, 50/1, 50/2, 50/3 53/1, K.PUDUPATTI VILLAGE, THIRUPPARANKUNDRAM TALUK, MADURAI DISTRICT, TAMIL NADU FOR SETTING UP OF ALL INDIA INSTITUTE OF MEDICAL SCIENCES (AIIMS), MADURAI.
(SUPPORTED BY JICA) Loan No. - ID- P291
UNDER PMSSY DIVISION,
MINISTRY OF HEALTH & FAMILY WELFARE
GOVERNMENT OF INDIA.

NOTE : ALL DIMENSIONS AREA IN METRE

SPECIFICATION :

FOUNDATION	: Minimum of RCC 1:11/2:3 M25 Concrete Column footing Laid Over sand filling and PCC 1:4:8.
RCC WORK	: All Column, Beams, Roof Slab, Lintel,& Sunshade are in Minimum of RCC 1:11/2:3(M-25)
BRICKWORK	: B.W in Basement & Superstructure are in CM 1:5.
JOINERY	: Joineries are made with UPVC / Aluminium / Steel (or) first class teak wood.
WEATHERING COURSE	: 0" x 0" Pressed Tiles laid over the Brick Jelly with Lime mortor and sloped with water proofing compound.
PLASTERING	: Ceiling plastering with CM 1:3Inside & Outside walls are plastering with CM 1:4.
PAINTING	: White washing with two coats over the one coat of primer for Ceiling.Colour washing with two coats over one coat of primer for all Walls.

SCHEDULE OF JOINERIES

RS	3.00 x 2.50	Rolling Shutter
W	1.80 x 1.20	Window

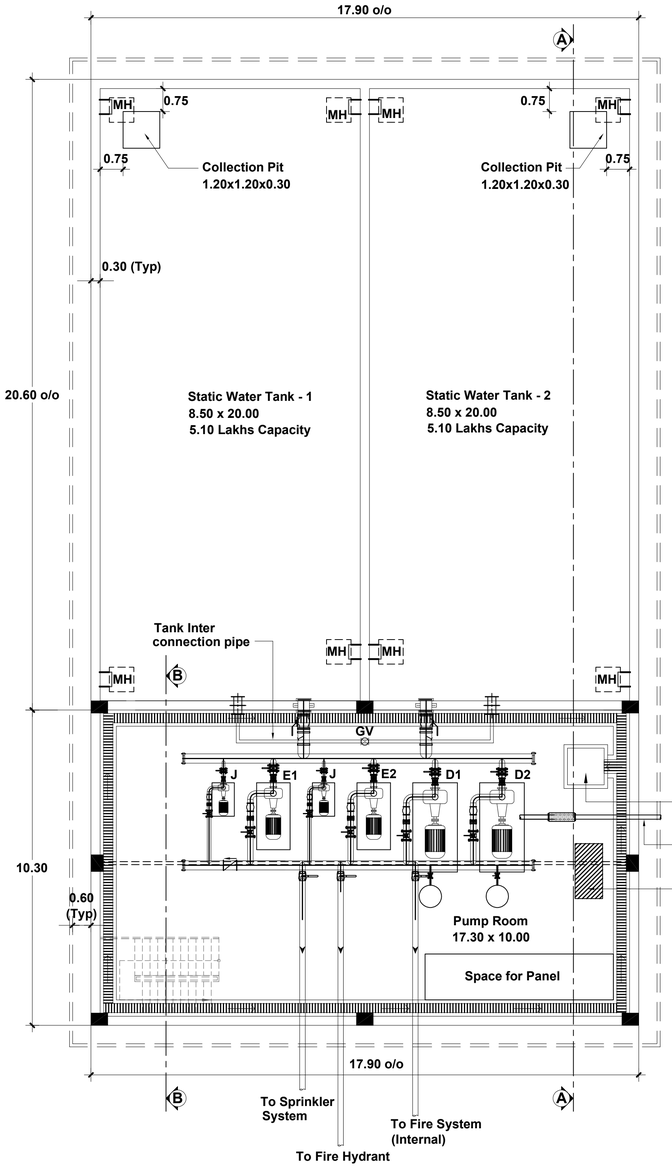

UG Static Water Tank With Pump House
10,20,000 Its Capacity
Zone - 4
Scale 1:100

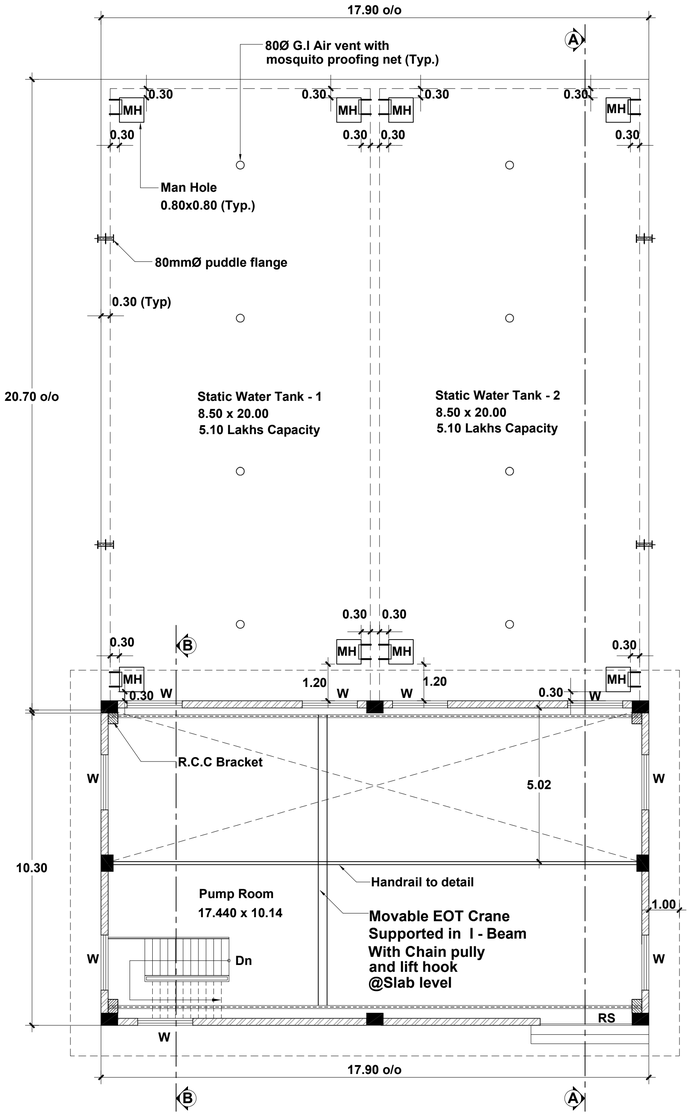

UG Static Water Tank With Pump House
10,20,000 Its Capacity
Zone - 4
Scale 1:100

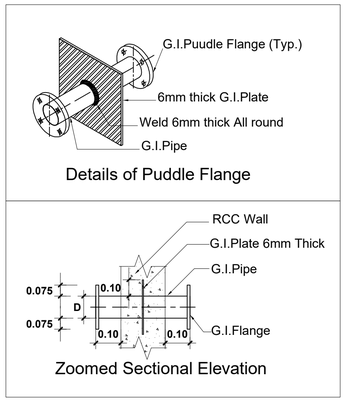

Details of Puddle Flange

Zoomed Sectional Elevation

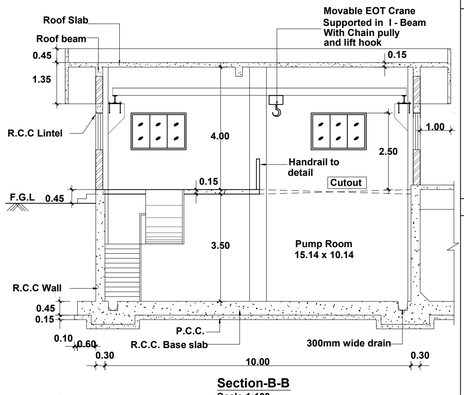

Section-B-B
Scale 1:100

COLOUR INDEX :

PROPOSED	
BOUNDARY	
ROAD	
DRIVEWAY	

REFERENCE :

DRAWING TITLE :

UG Static Water Tank with Pump House

APPLICANT :

लेफ्टिनेंट कर्नल आलोक देवरानी
Lt. Col Alok Devrani
अधीक्षण अभियंता / Superintending Engineer
अखिल भारतीय आयुर्विज्ञान संस्थान, मदुरै
All India Institute of Medical Sciences, Madurai
स्वास्थ्य और परिवार कल्याण मंत्रालय, भारत सरकार
Ministry of Health and Family Welfare, Govt of India

All India Institute of Medical Sciences (AIIMS)
Madurai, Tamil Nadu
Under PMSSY Division, Ministry of Health & Family Welfare, Government of India

ARCHITECT / REGISTERED ENGINEER :

D. MUKESH
Registered Architect,
Council of Architecture,
(CA/90/12779)
Registered Architect Grade-I, DTCP,
Registration No: 05/RA-I/2019
Salem - 636 004.

REGISTERED STRUCTURAL ENGINEER :

P. SIVAGAMI, M.E(Struct).,
Structural Engineer
Mukesh & Associates
Consultants & Engineers
Division - 2.
Narasothipatty, Salem-636004.
Reg. No: DTCP/SALEM/RSE-1/005/2020

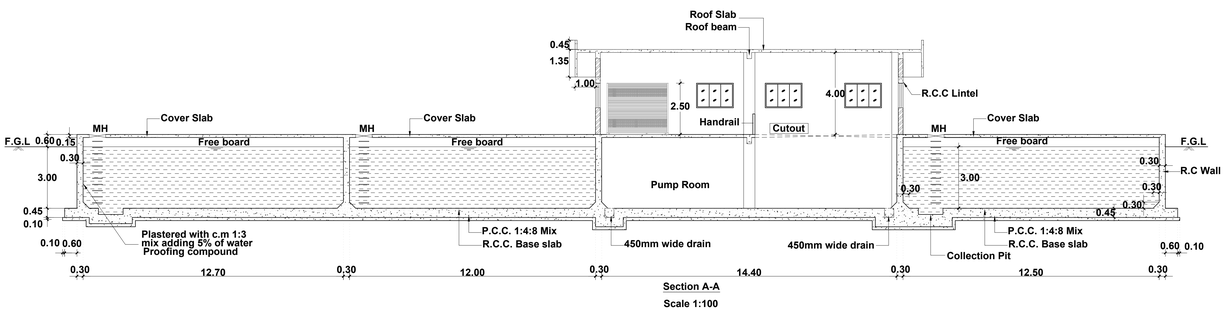

Section A-A

Scale 1:100

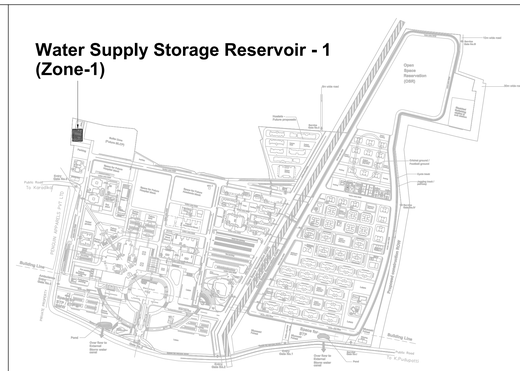

Key Plan

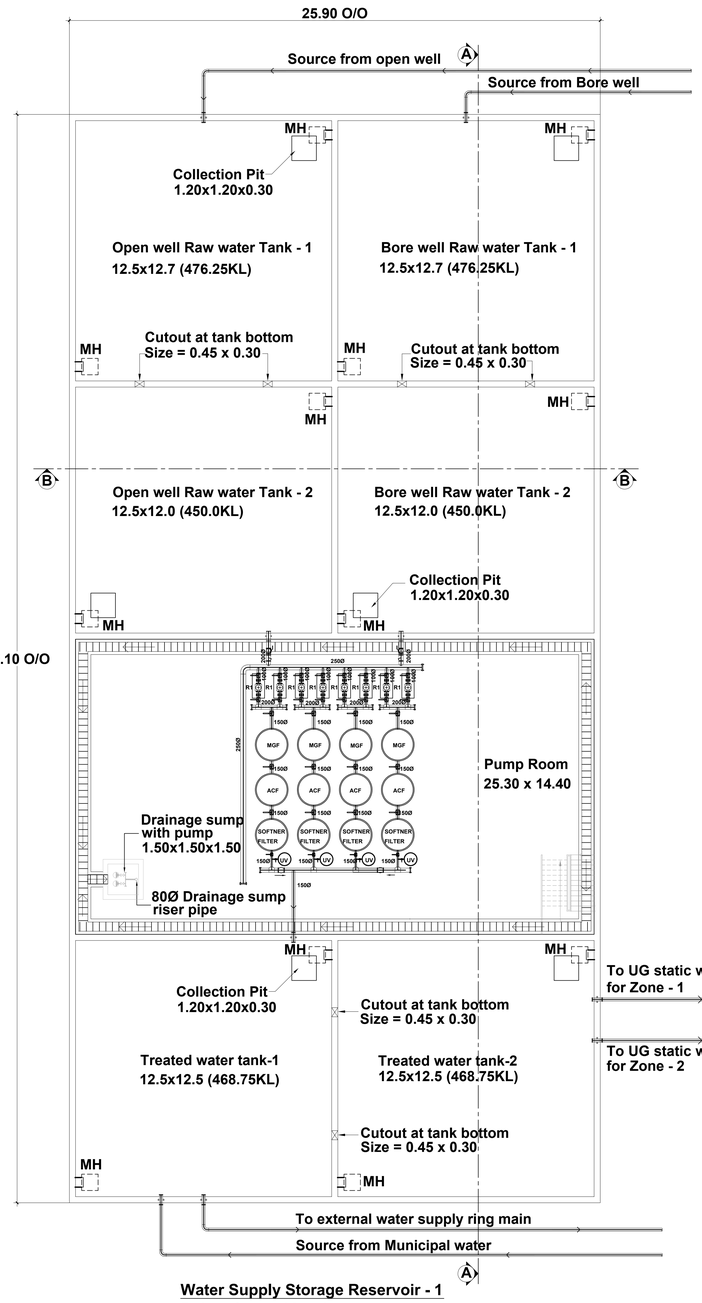

Water Supply Storage Reservoir - 1

Below Ground level

Scale 1:100

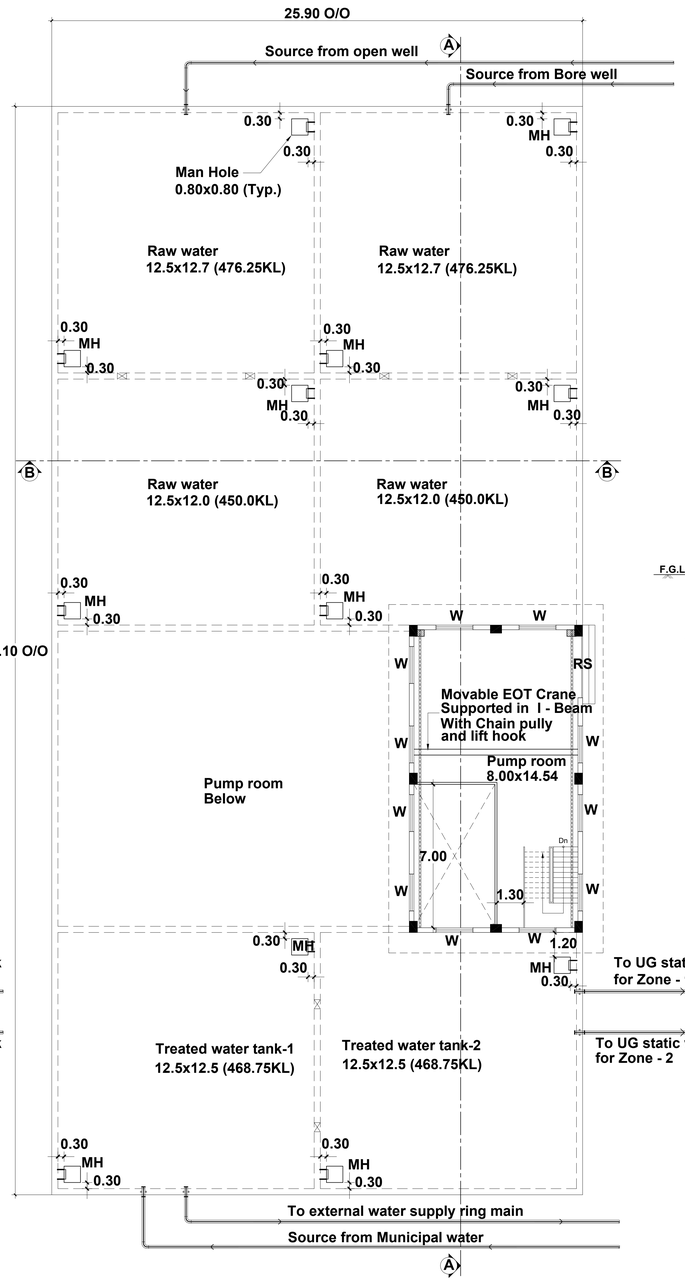

Water Supply Storage Reservoir - 1

Above Ground level

Scale 1:100

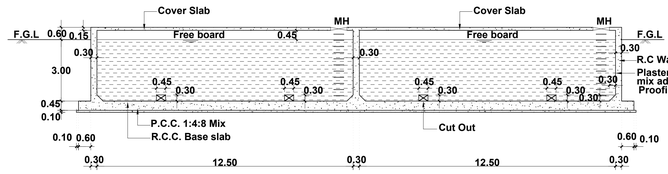

Section B-B

Scale 1:100

Sheet Number	: 1 of 1
Building Name	: Water Supply Storage Reservoir - 1 (Zone-1)
Block Number	: 40 of 42
Title	: Storage Reservoir Tank with Pump Room

PLAN SHOWING THE PROPOSED STORAGE RESERVOIR TANK WITH PUMP ROOM BUILDING AT AIIMS MADURAI ., S.NO: 12/1, 12/2, 22/4, 23/2B, 23/3, 23/4B, 23/5, 23/6B,23/7B, 23/8, 23/9,24, 25/1, 25/2, 25/3, 26/2, 30, 31/1,32/1,33/1,34/1, 35, 36, 37/1, 38/1, 39, 40, 41, 42/1, 42/2, 43/1, 44/1,44/2, 45/1, 45/2, 46/1, 46/2, 47/1, 47/2, 47/3, 48/1, 48/2, 48/3,49/1, 49/2, 49/3, 50/1, 50/2, 50/3 53/1, K.PUDUPATTI VILLAGE, THIRUPPARANKUNDRAM TALUK, MADURAI DISTRICT, TAMIL NADU FOR SETTING UP OF ALL INDIA INSTITUTE OF MEDICAL SCIENCES (AIIMS), MADURAI. (SUPPORTED BY JICA) Loan No. - ID- P291 UNDER PMSSY DIVISION, MINISTRY OF HEALTH & FAMILY WELFARE GOVERNMENT OF INDIA.

NOTE : ALL DIMENSIONS AREA IN METRE

SPECIFICATION :

FOUNDATION	: Minimum of RCC 1:11/2:3 M25 Concrete Column footing Laid Over sand filling and PCC 1:4:8.
RCC WORK	: All Column, Beams, Roof Slab, Lintel,& Sunshade are in Minimum of RCC 1:11/2:3(M-25)
BRICKWORK	: B.W in Basement & Superstructure are in CM 1:5.
JOINERY	: Joineries are made with UPVC / Aluminium / Steel (or) first class teak wood.
WEATHERING COURSE	: 0" x 9" Pressed Tiles laid over the Brick Jelly with Lime mortor and sloped with water proofing compound.
PLASTERING	: Ceiling plastering with CM 1:3Inside & Outside walls are plastering with CM 1:4.
PAINTING	: White washing with two coats over the one coat of primer for Ceiling.Colour washing with two coats over one coat of primer for all Walls.

SCHEDULE OF JOINERIES

RS	3.00 x 2.50	Rolling Shutter
W	1.80 x 1.20	Window

COLOUR INDEX : PROPOSED, BOUNDARY, ROAD, DRIVEWAY

REFERENCE :

DRAWING TITLE :

Storage Reservoir Tank with Pump Room

APPLICANT :

All India Institute of Medical Sciences (AIIMS)
Madurai, Tamil Nadu
Under PMSSY Division, Ministry of Health & Family Welfare, Government of India

ARCHITECT / REGISTERED ENGINEER :

D. MUKESH
Registered Architect,
Council of Architecture,
(CA/90/12779)
Registered Architect Grade-I, DTCP,
Registration No: 05/RA-I/2019
Salem - 636 004.

REGISTERED STRUCTURAL ENGINEER :

P. SIVAGAMI, M.E(Struct).,
Structural Engineer
Mukesh & Associates
Consultants & Engineers
Division - 2,
Narasothipatty, Salem -636 004.
Reg. No: DTCP/SALEM/RSE-1/005/2020

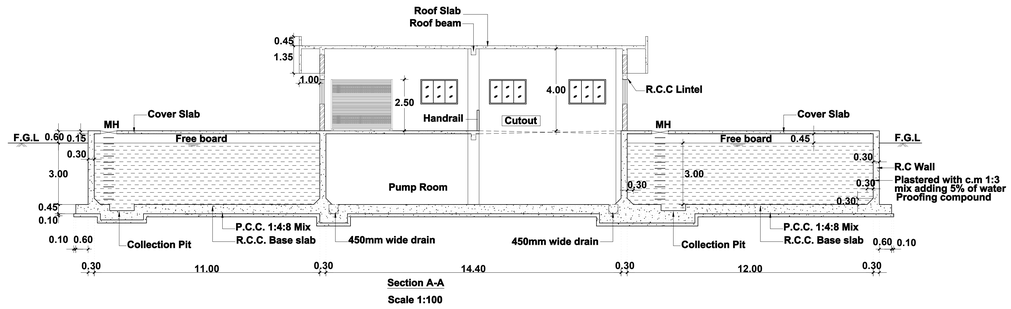

Section A-A

Scale 1:100

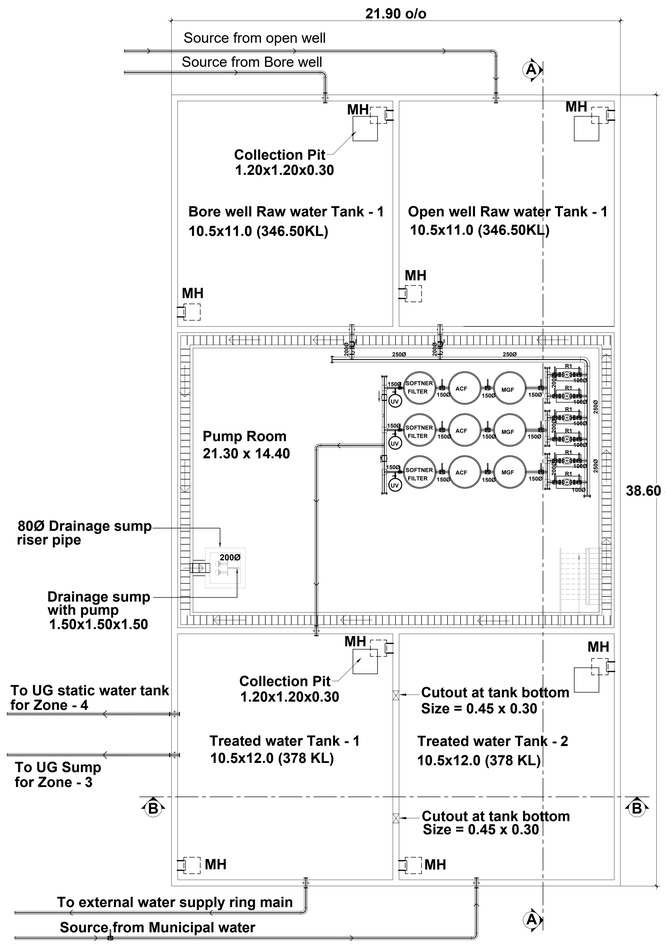

Water Supply Storage Reservoir - 2

Below Ground level

Scale 1:100

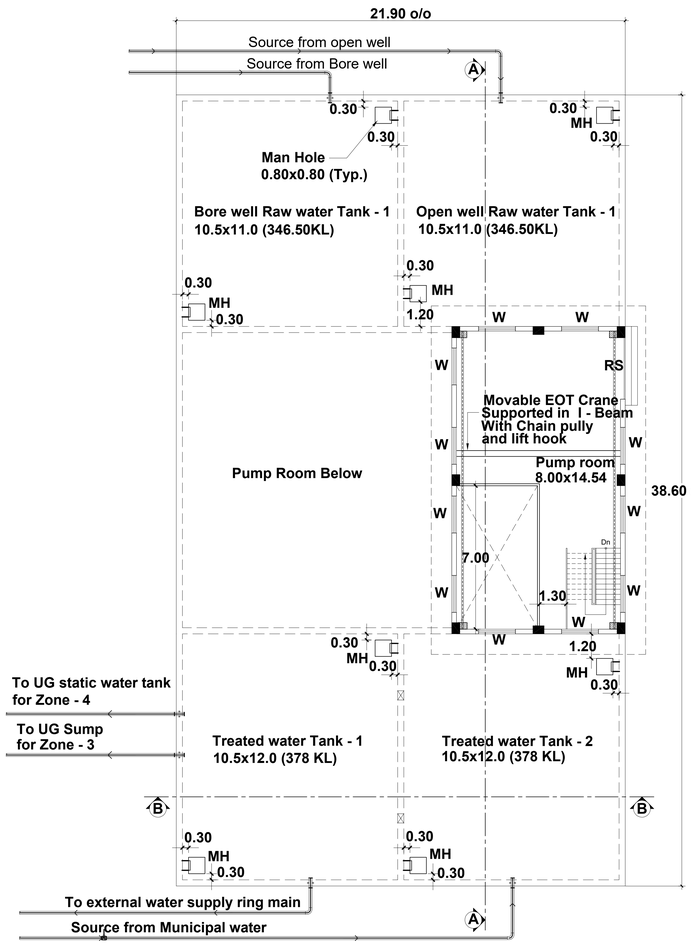

Water Supply Storage Reservoir - 2

Below Ground level

Scale 1:100

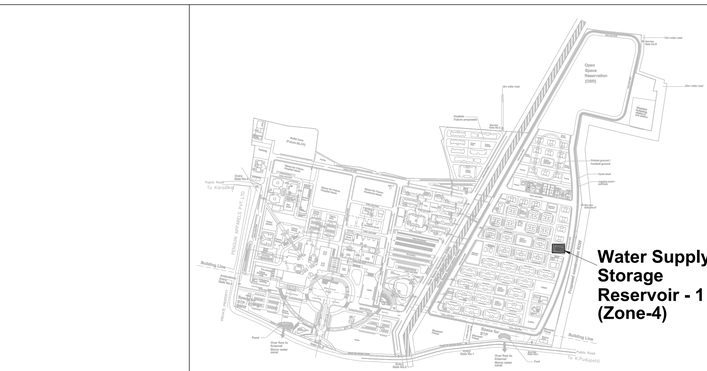

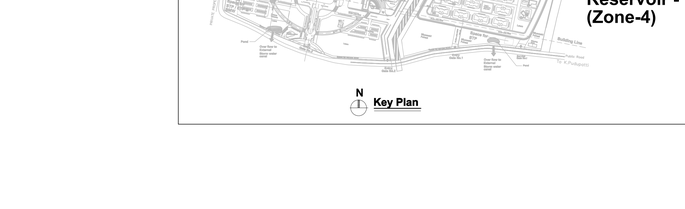

Section B-B

Scale 1:100

Sheet Number	: 1 of 1
Building Name	: Water Supply Storage Reservoir - 2 (Zone-4)
Block Number	: 41 of 42
Title	: Storage Reservoir Tank with Pump Room

PLAN SHOWING THE PROPOSED STORAGE RESERVOIR TANK WITH PUMP ROOM BUILDING AT AIIMS MADURAI ., S.NO: 12/1, 12/2, 22/4, 23/2B, 23/3, 23/4B, 23/5, 23/6B,23/7B, 23/8, 23/9,24, 25/1, 25/2, 25/3, 26/2, 30, 31/1,32/1,33/1,34/1, 35, 36, 37/1, 38/1, 39, 40, 41, 42/1, 42/2, 43/1, 44/1,44/2, 45/1, 45/2, 46/1, 46/2, 47/1, 47/2, 47/3, 48/1, 48/2, 48/3,49/1, 49/2, 49/3, 50/1, 50/2, 50/3 53/1, K.PUDUPATTI VILLAGE, THIRUPPARANKUNDRAM TALUK, MADURAI DISTRICT, TAMIL NADU FOR SETTING UP OF ALL INDIA INSTITUTE OF MEDICAL SCIENCES (AIIMS), MADURAI. (SUPPORTED BY JICA) Loan No. - ID- P291 UNDER PMSSY DIVISION, MINISTRY OF HEALTH & FAMILY WELFARE GOVERNMENT OF INDIA.

NOTE : ALL DIMENSIONS AREA IN METRE

SPECIFICATION :

FOUNDATION	: Minimum of RCC 1:11/2:3 M25 Concrete Column footing Laid Over sand filling and PCC 1:4:8.
RCC WORK	: All Column, Beams, Roof Slab, Lintel,& Sunshade are in Minimum of RCC 1:11/2:3(M-25)
BRICKWORK	: B.W in Basement & Superstructure are in CM 1:5.
JOINERY	: Joineries are made with UPVC / Aluminium / Steel (or) first class teak wood.
WEATHERING COURSE	: 9" x 9" Pressed Tiles laid over the Brick Jelly with Lime mortor and sloped with water proofing compound.
PLASTERING	: Ceiling plastering with CM 1:3Inside & Outside walls are plastering with CM 1:4.
PAINTING	: White washing with two coats over the one coat of primer for Ceiling.Colour washing with two coats over one coat of primer for all Walls.

SCHEDULE OF JOINERIES

RS	3.00 x 2.50	Rolling Shutter
W	1.80 x 1.20	Window

PROPOSED
BOUNDARY
ROAD
DRIVEWAY

DRAWING TITLE :

Storage Reservoir Tank with Pump Room

APPLICANT :

All India Institute of Medical Sciences (AIIMS)
Madurai, Tamil Nadu
Under PMSSY Division, Ministry of Health & Family Welfare, Government of India

ARCHITECT / REGISTERED ENGINEER :

D. MUKESH
Registered Architect,
Council of Architecture,
(CA/90/12779)
Registered Architect Grade-I, DTCP,
Registration No: 05/RA-I/2019
Salem - 636 004.

REGISTERED STRUCTURAL ENGINEER :

P. SIVAGAMI, M.E(Struct).,
Structural Engineer
Mukesh & Associates
Consultants & Engineers
Division - 2,
Narasothipatty, Salem-636 004.
Reg. No: DTCP/SALEM/RSE-1/005/2020

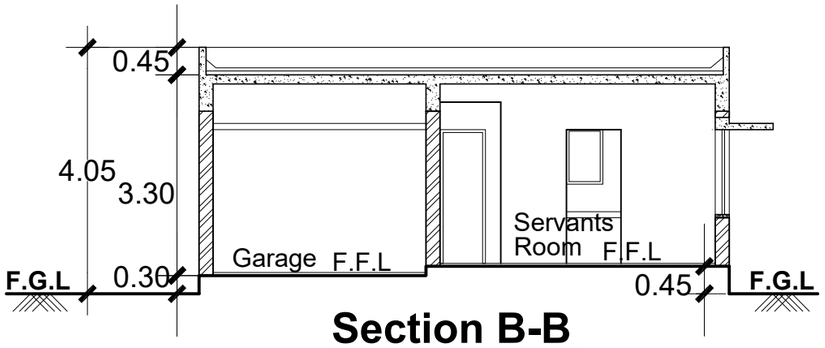

Section B-B

Scale - 1:100

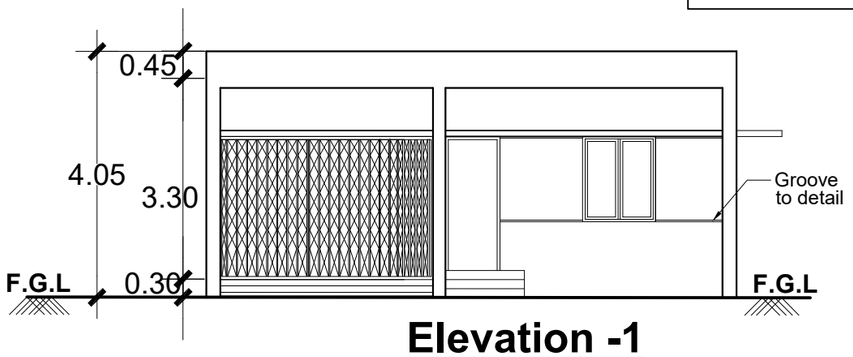

Elevation -1

Scale - 1:100

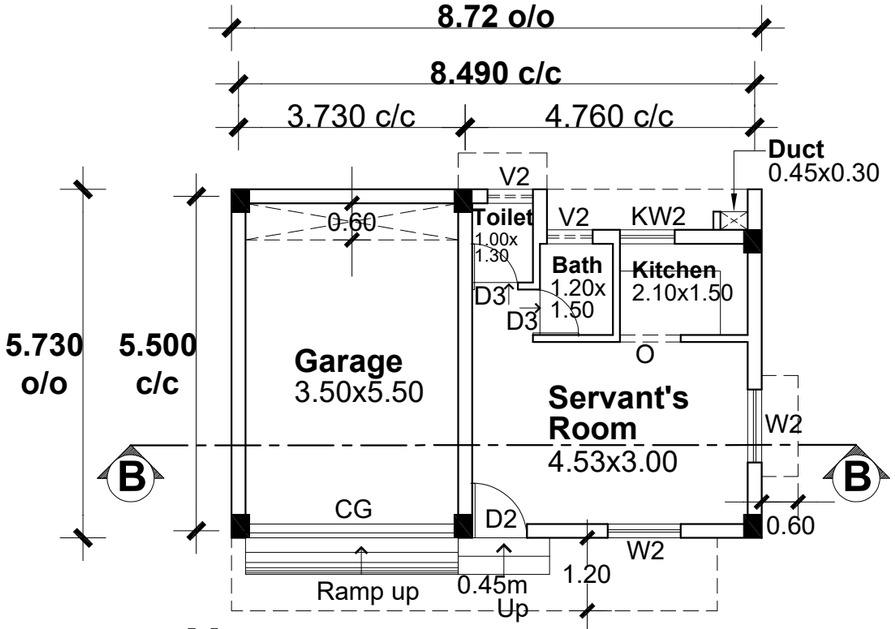

N

Servant Quarters Ground Floor Plan

Scale 1:100

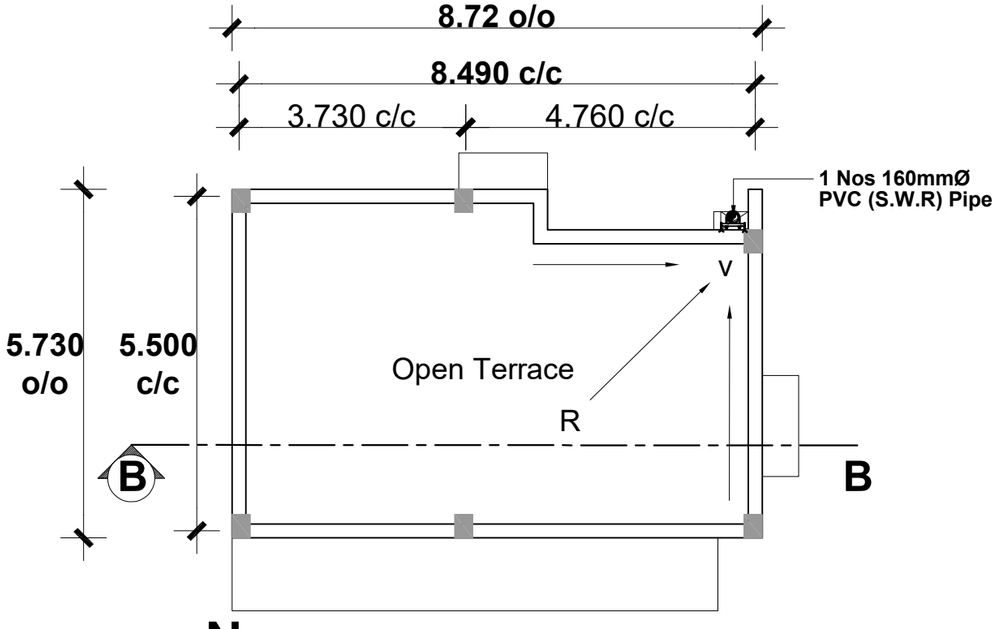

N

Servant Quarters Terrace Floor Plan

Scale 1:100

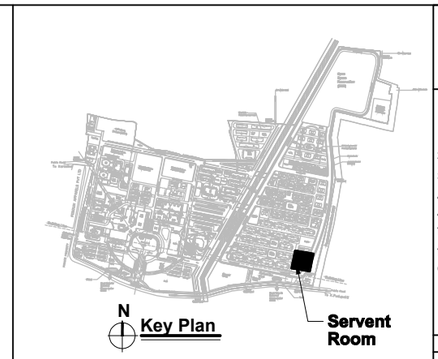

Sheet Number : 1
Building Name : Servent Room (Ground Floor only)
Block Number : 42 of 42
Title : Floor plans Section and Elevation

PLAN SHOWING THE PROPOSED SERVENT ROOM BUILDING AT AIIMS MADURAI .,

S.NO: 12/1, 12/2, 22/4, 23/2B, 23/3, 23/4B, 23/5, 23/6B,23/7B, 23/8, 23/9,24, 25/1, 25/2, 25/3, 26/2, 30, 31/1,32/1,33/1,34/1, 35, 36, 37/1, 38/1, 39, 40, 41, 42/1, 42/2, 43/1, 44/1,44/2, 45/1, 45/2, 46/1, 46/2, 47/1, 47/2, 47/3, 48/1, 48/2, 48/3,49/1, 49/2, 49/3, 50/1, 50/2, 50/3 53/1, K.PUDUPATTI VILLAGE, THIRUPPARANKUNDRAM TALUK, MADURAI DISTRICT, TAMIL NADU FOR SETTING UP OF ALL INDIA INSTITUTE OF MEDICAL SCIENCES (AIIMS), MADURAI. (SUPPORTED BY JICA) Loan No. - ID- P291 UNDER PMSSY DIVISION, MINISTRY OF HEALTH & FAMILY WELFARE GOVERNMENT OF INDIA.

NOTE : ALL DIMENSIONS AREA IN METRE

SPECIFICATION :

FOUNDATION	:	Minimum of RCC 1:11/2:3 M25 Concrete Column footing Laid Over sand filling and PCC 1:4:8.
RCC WORK	:	All Column, Beams, Roof Slab, Lintel,& Sunshade are in Minimum of RCC 1:11/2:3(M-25)
BRICKWORK	:	B.W in Basement & Superstructure are in CM 1:5.
JOINERY	:	Joineries are made with UPVC / Aluminium / Steel (or) first class teak wood.
WEATHERING COURSE	:	9" x 9" Pressed Tiles laid over the Brick Jelly with Lime mortor and sloped with water proofing compound.
PLASTERING	:	Ceiling plastering with CM 1:3Inside & Outside walls are plastering with CM 1:4.
PAINTING	:	White washing with two coats over the one coat of primer for Ceiling.Colour washing with two coats over one coat of primer for all Walls.

SCHEDULE OF JOINERIES

D2	Door	0.90 x 2.20
D3	Door	0.75 x 2.10
W2	Window	1.20 x 1.40
KW2	Window	0.90 x 1.20
V2	Ventilator (Top Hung Ventilator)	0.75 x 0.60

COLOUR INDEX : PROPOSED, BOUNDARY, ROAD, DRIVEWAY

REFERENCE :

N

DRAWING TITLE :

Floor plans Section and Elevation

APPLICANT :

लेफ्टिनेंट कर्नल आलोक देवरानी
Lt. Col Alok Devrani
अधीक्षण अभियंता / Superintending Engineer
अखिल भारतीय आयुर्विज्ञान संस्थान, मदुरै
All India Institute of Medical Sciences, Madurai
स्वास्थ्य और परिवार कल्याण मंत्रालय, भारत सरकार
Ministry of Health and Family Welfare, Govt of India

All India Institute of Medical Sciences (AIIMS) Madurai, Tamil Nadu
Under PMSSY Division, Ministry of Health & Family Welfare, Government of India

ARCHITECT / REGISTERED ENGINEER :

D. MUKESH
Registered Architect,
Council of Architecture,
(CA/90/12779)
Registered Architect Grade-I, DTCP,
Registration No: 05/RA-I/2019
Salem - 636 004.

REGISTERED STRUCTURAL ENGINEER :

P. SIVAGAMI, M.E(Struct).,
Structural Engineer
Mukesh & Associates
Consultants & Engineers
Division - 2,
Narasothipatty, Salem - 636 004.
Reg. No: DTCP/SALEM/RSE-1/005/2020

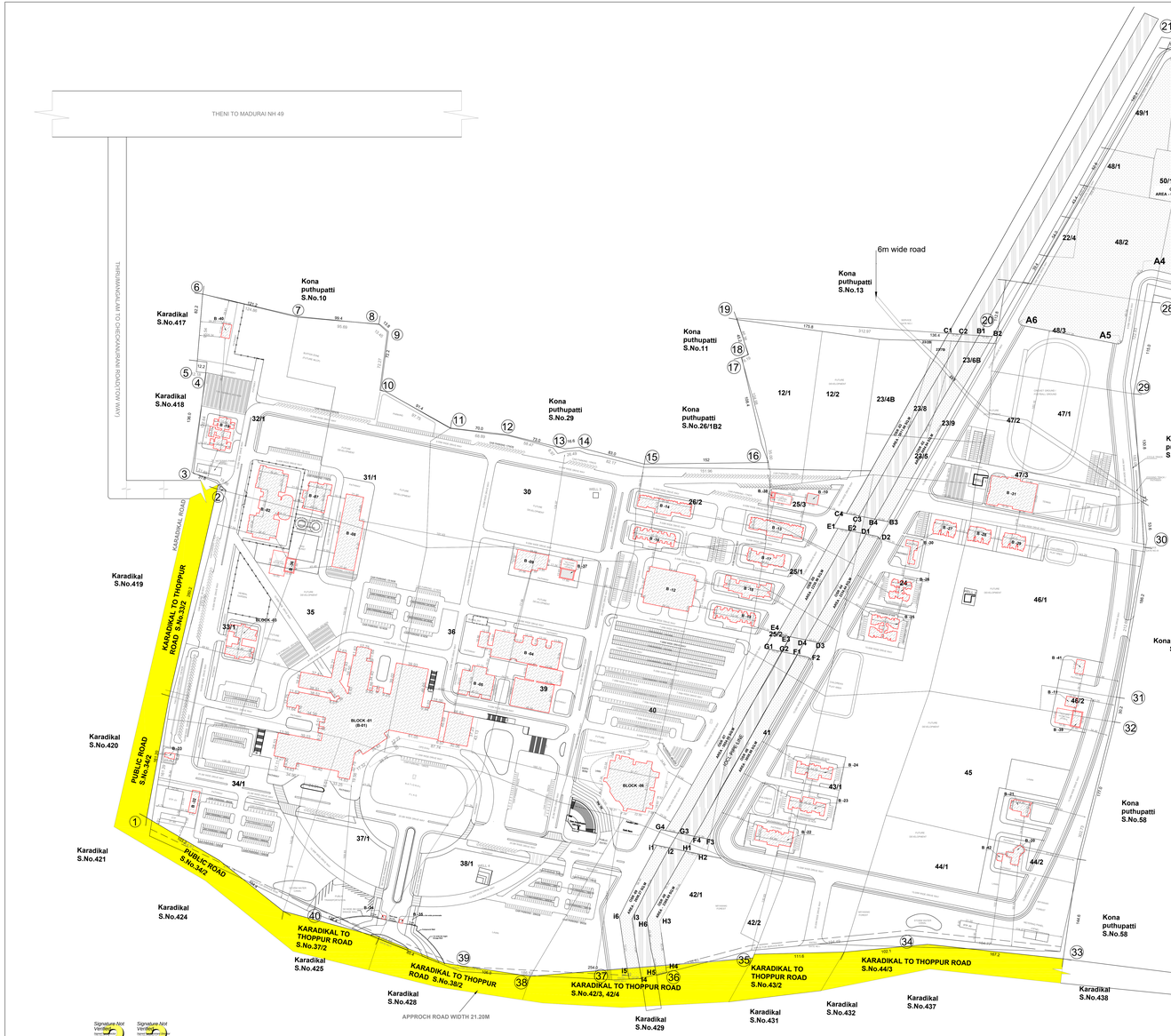

Parking Calculation :

Requirements as per Tamil Nadu Combined Development and Building Rules	Hospital	Academic	Auditorium	Hostels	Residential	Total Parking
	Car - 613 Nos 2W - 613 Nos	Car - 263 Nos 2W - 525 Nos	Car - 111 Nos 2W - 111 Nos	2W - 123 Nos	Car - 75 Nos 2W - 139 Nos	Car - 1062 Nos 2W - 1511 Nos
Provided	Car - 1080 Nos 2W - 1050 Nos	Car - 420 Nos 2W - 780 Nos	Car - 120 Nos 2W - 110 Nos	2W - 150 Nos	Car - 540 Nos 2W - 150 Nos	Car - 2160 Nos 2W - 2090 Nos

APPLICANT :

Dhirendra Nath Sinha Bandi
I.A.S, Civil Work Secretary
Ministry of Health & Family Welfare
Nirman Bhawan, Maulana Azad Road
New Delhi 110 011

AIIMS Madurai

AIIMS Madurai

ARCHITECT / REGISTERED ENGINEER :

D. MUKESH
Registered Architect,
Council of Architecture,
CA/2012/2760.
Registered Architect Grade-I, DTCP,
Registration No: 05/AA-I/2019
Salem - 636 004.

REGISTERED STRUCTURAL ENGINEER :

P. SIVAGAMI, M.E(Struct).,
Structural Engineer
Mukesh & Associates
Consultants & Engineers
Door No.1-1-1,
Narasimhanaickenpalayam, Salem - 636 004.
Reg. No: DTCP/SALEM/RDE-1/005/2020

BUILDING AREA DETAILS :

B.NO	DESCRIPTION	FSI (SQ.M)	NON FSI (SQ.M)	BUILD UP AREA (SQ.M)
B-1	BLOCK -01 (HOSPITAL BUILDING)			
	GROUND FLOOR	14319.65	1000.22	15319.87
	01st FLOOR	17537.15	-	17537.15
	02nd FLOOR	12003.29	-	12003.29
	03rd FLOOR	12232.03	-	12232.03
	04th FLOOR	10980.55	-	10980.55
	05th FLOOR	11007.90	-	11007.90
	06th FLOOR	3950.11	-	3950.11
	07th FLOOR	3882.09	-	3882.09
	08th FLOOR	3861.95	-	3861.95
	09th FLOOR	3861.95	-	3861.95
	10th FLOOR	3925.60	-	3925.60
	11th FLOOR	2443.78	-	2443.78
	TERRACE FLOOR (Electrical services Room)	765.25	-	765.25
	TERRACE FLOOR - Head Room	-	1871.71	1871.71
	SUB TOTAL	100771.30	2871.93	103643.23
B-2	BLOCK -02 (ID BLOCK)			
	GROUND FLOOR	2945.05	-	2945.05
	FIRST FLOOR	2421.83	-	2421.83
	SECOND FLOOR	2419.40	-	2419.40
	THIRD FLOOR	2406.38	-	2406.38
	FOURTH FLOOR	2406.37	-	2406.37
	FIFTH FLOOR	2400.60	-	2400.60
	SIXTH FLOOR	2397.65	-	2397.65
	TERRACE FLOOR (Electrical Room)	26.97	-	26.97
	TERRACE FLOOR - Head Room	-	493.69	493.69
	SUB TOTAL	17424.25	493.69	17917.94
B-3	BLOCK -03 (AYUSH BLOCK)			
	GROUND FLOOR	1103.10	-	1103.10
	FIRST FLOOR	810.70	-	810.70
	SECOND FLOOR	815.23	-	815.23
	TERRACE FLOOR (Electrical Room)	18.51	-	18.51
	TERRACE FLOOR - Head Room	-	123.65	123.65
	SUB TOTAL	2747.54	123.65	2871.19
B-4	BLOCK -04 (MEDICAL COLLEGE)			
	GROUND FLOOR	4952.26	-	4952.26
	FIRST FLOOR	3979.00	-	3979.00
	SECOND FLOOR	3575.96	-	3575.96
	THIRD FLOOR	3979.00	-	3979.00
	FOURTH FLOOR	3575.96	-	3575.96
	FIFTH FLOOR	3979.00	-	3979.00
	SIXTH FLOOR	2518.02	-	2518.02
	TERRACE FLOOR	-	273.69	273.69
	SUB TOTAL	26559.20	273.69	26832.89
B-5	BLOCK -05 (NURSING COLLEGE)			
	GROUND FLOOR	1180.55	-	1180.55
	FIRST FLOOR	1003.94	-	1003.94
	SECOND FLOOR	994.11	-	994.11
	THIRD FLOOR	994.14	-	994.14
	FOURTH FLOOR	985.84	-	985.84
	TERRACE FLOOR	-	149.70	149.70
	SUB TOTAL	5158.58	149.70	5308.28
B-6	BLOCK -06 (AUDITORIUM)			
	GROUND FLOOR	5036.75	-	5036.75
	FIRST FLOOR	1962.37	-	1962.37
	TERRACE FLOOR (Electrical Room)	246.42	-	246.42
	TERRACE FLOOR - Head Room	-	175.85	175.85
	SUB TOTAL	7235.54	175.85	7411.39
B-7	BLOCK -07 (MORTUARY)			
	GROUND FLOOR	959.02	-	959.02
	TERRACE FLOOR	-	48.00	48.00
	SUB TOTAL	959.02	48.00	1007.02
B-8	BLOCK -08 (SERVICES ZONE - 1)			
	GROUND FLOOR	2220.93	-	2220.93
	TERRACE FLOOR	-	47.12	47.12
	SUB TOTAL	2220.93	47.12	2268.05
B-9	BLOCK -09 (SERVICES ZONE - 2)			
	GROUND FLOOR	833.37	-	833.37
	TERRACE FLOOR	-	31.84	31.84
	SUB TOTAL	833.37	31.84	865.21
B-10	BLOCK -10 (SERVICES ZONE - 3)			
	GROUND FLOOR	163.89	-	163.89
B-11	BLOCK -11 (SERVICES ZONE - 4)			
	GROUND FLOOR	163.89	-	163.89
B-12	BLOCK -12 (DINING HALL)			
	GROUND FLOOR	2194.12	-	2194.12
B-13	BLOCK -13 (UG HOSTEL GIRLS)			
	GROUND FLOOR	881.79	-	881.79
	FIRST FLOOR	731.42	-	731.42
	SECOND FLOOR	742.91	-	742.91
	THIRD FLOOR	742.91	-	742.91
	FOURTH FLOOR	742.91	-	742.91
	FIFTH FLOOR	742.91	-	742.91
	SIXTH FLOOR	742.91	-	742.91
	TERRACE FLOOR (Electrical Room)	18.49	-	18.49
	TERRACE FLOOR - Head Room	-	87.34	87.34
	SUB TOTAL	5346.25	87.34	5433.59
B-14	BLOCK -14 (UG HOSTEL BOYS)			
	GROUND FLOOR	881.79	-	881.79
	FIRST FLOOR	731.42	-	731.42
	SECOND FLOOR	742.91	-	742.91
	THIRD FLOOR	742.91	-	742.91
	FOURTH FLOOR	742.91	-	742.91
	FIFTH FLOOR	742.91	-	742.91
	SIXTH FLOOR	742.91	-	742.91
	TERRACE FLOOR (Electrical Room)	18.49	-	18.49
	TERRACE FLOOR - Head Room	-	87.34	87.34
	SUB TOTAL	5346.25	87.34	5433.59
B-15	BLOCK -15 (PG HOSTEL GIRLS)			
	GROUND FLOOR	604.08	-	604.08
	FIRST FLOOR	545.27	-	545.27
	SECOND FLOOR	544.35	-	544.35
	THIRD FLOOR	544.35	-	544.35
	FOURTH FLOOR	544.35	-	544.35
	FIFTH FLOOR	544.35	-	544.35
	SIXTH FLOOR	553.26	-	553.26
	TERRACE FLOOR (Electrical Room)	13.44	-	13.44
	TERRACE FLOOR - Head Room	-	82.36	82.36
	SUB TOTAL	3893.45	82.36	3975.81
B-16	BLOCK -16 (PG HOSTEL BOYS)			
	GROUND FLOOR	604.08	-	604.08
	FIRST FLOOR	545.27	-	545.27
	SECOND FLOOR	544.35	-	544.35
	THIRD FLOOR	544.35	-	544.35
	FOURTH FLOOR	544.35	-	544.35
	FIFTH FLOOR	544.35	-	544.35
	SIXTH FLOOR	553.26	-	553.26
	TERRACE FLOOR (Electrical Room)	13.44	-	13.44
	TERRACE FLOOR - Head Room	-	82.36	82.36
	SUB TOTAL	3893.45	82.36	3975.81
B-17	BLOCK -17 (WORKING NURSES HOSTEL)			
	GROUND FLOOR	561.15	-	561.15
	FIRST FLOOR	501.48	-	501.48
	SECOND FLOOR	500.54	-	500.54
	THIRD FLOOR	500.54	-	500.54
	FOURTH FLOOR	500.54	-	500.54
	FIFTH FLOOR	500.54	-	500.54
	SIXTH FLOOR	500.54	-	500.54
	SEVENTH FLOOR	510.37	-	510.37
	TERRACE FLOOR (Electrical Room)	10.69	-	10.69
	TERRACE FLOOR - Head Room	-	82.89	82.89
	SUB TOTAL	4086.39	82.89	4169.28
B-18	BLOCK -18 (NURSING STUDENT HOSTEL)			
	GROUND FLOOR	775.08	-	775.08
	FIRST FLOOR	717.67	-	717.67
	SECOND FLOOR	725.42	-	725.42
	THIRD FLOOR	725.42	-	725.42
	FOURTH FLOOR	725.42	-	725.42
	FIFTH FLOOR	725.42	-	725.42
	TERRACE FLOOR (Electrical Room)	20.33	-	20.33
	TERRACE FLOOR - Head Room	-	102.14	102.14
	SUB TOTAL	4414.76	102.14	4516.90
B-19	BLOCK -19 (NIGHT SHELTER)			
	GROUND FLOOR	780.04	-	780.04
	FIRST FLOOR	623.18	-	623.18
	SECOND FLOOR	623.18	-	623.18
	THIRD FLOOR	623.18	-	623.18
	FOURTH FLOOR	623.18	-	623.18
	FIFTH FLOOR	404.65	-	404.65
	EIGHTH FLOOR	338.13	-	338.13
	TERRACE FLOOR (Electrical Room)	11.08	-	11.08
	TERRACE FLOOR - Head Room	-	46.09	46.09
	SUB TOTAL	3688.49	46.09	3734.58
B-20	BLOCK -20 (DIRECTOR'S BUNGALOW)			
	GROUND FLOOR	280.07	-	280.07
	FIRST FLOOR	167.91	-	167.91
	SUB TOTAL	447.98	-	447.98
B-21	BLOCK -21 (GUEST HOUSE)			
	GROUND FLOOR	339.04	-	339.04
	FIRST FLOOR	237.77	-	237.77
	SECOND FLOOR	237.77	-	237.77
	THIRD FLOOR	237.77	-	237.77
	FOURTH FLOOR	234.06	-	234.06
	TERRACE FLOOR (Electrical Room)	13.33	-	13.33
	TERRACE FLOOR - Head Room	-	48.35	48.35
	SUB TOTAL	1299.74	48.35	1348.09
B-22	BLOCK -22 (RESIDENCE TYPE-4)			
	GROUND FLOOR	629.95	-	629.95
	FIRST FLOOR	577.28	-	577.28
	SECOND FLOOR	577.58	-	577.58
	TERRACE FLOOR (Electrical Room)	16.52	-	16.52
	TERRACE FLOOR - Head Room	-	71.38	71.38
	SUB TOTAL	1801.03	71.38	1872.41
B-23	BLOCK -23 (RESIDENCE TYPE-5)			
	GROUND FLOOR	498.72	-	498.72
	FIRST FLOOR	452.75	-	452.75
	SECOND FLOOR	453.29	-	453.29
	THIRD FLOOR	453.29	-	453.29
	FOURTH FLOOR	453.29	-	453.29
	FIFTH FLOOR	453.29	-	453.29
	TERRACE FLOOR (Electrical Room)	15.29	-	15.29
	TERRACE FLOOR - Head Room	-	68.99	68.99
	SUB TOTAL	2779.92	68.99	2848.91
B-24	BLOCK -24 (RESIDENCE TYPE-5)			
	GROUND FLOOR	498.72	-	498.72
	FIRST FLOOR	452.75	-	452.75
	SECOND FLOOR	453.29	-	453.29
	THIRD FLOOR	453.29	-	453.29
	FOURTH FLOOR	453.29	-	453.29
	FIFTH FLOOR	453.29	-	453.29
	TERRACE FLOOR (Electrical Room)	15.29	-	15.29
	TERRACE FLOOR - Head Room	-	68.99	68.99
	SUB TOTAL	2779.92	68.99	2848.91
B-25	BLOCK -25 (RESIDENCE TYPE-4)			
	GROUND FLOOR	139.32	776.62	915.94
	FIRST FLOOR	627.05	-	627.05
	SECOND FLOOR	627.68	-	627.68
	THIRD FLOOR	627.68	-	627.68
	FOURTH FLOOR	627.68	-	627.68
	FIFTH FLOOR	627.68	-	627.68
	TERRACE FLOOR (Electrical Room)	11.13	-	11.13
	TERRACE FLOOR - Head Room	-	29.55	29.55
	SUB TOTAL	3288.22	806.17	4094.39
B-26	BLOCK -26 (RESIDENCE TYPE-3)			
	GROUND FLOOR	207.91	217.58	425.49
	FIRST FLOOR	408.28	-	408.28
	SECOND FLOOR	399.44	-	399.44
	THIRD FLOOR	399.44	-	399.44
	FOURTH FLOOR	399.44	-	399.44
	TERRACE FLOOR (Electrical Room)	31.70	-	31.70
	TERRACE FLOOR - Head Room	-	29.48	29.48
	SUB TOTAL	1846.21	247.06	2093.27
B-27	BLOCK -27 (RESIDENCE TYPE-2)			
	GROUND FLOOR	443.21	-	443.21
	FIRST FLOOR	338.44	-	338.44
	SECOND FLOOR	338.13	-	338.13
	THIRD FLOOR	338.13	-	338.13
	FOURTH FLOOR	338.13	-	338.13
	FIFTH FLOOR	338.13	-	338.13
	SIXTH FLOOR	338.13	-	338.13
	SEVENTH FLOOR	338.13	-	338.13
	EIGHTH FLOOR	338.13	-	338.13
	TERRACE FLOOR (Electrical Room)	12.65	-	12.65
	TERRACE FLOOR - Head Room	13.44	-	13.44
	SUB TOTAL	3161.21	63.75	3224.96
B-28	BLOCK -28 (RESIDENCE TYPE-2)			
	GROUND FLOOR	443.21	-	443.21
	FIRST FLOOR	338.44	-	338.44
	SECOND FLOOR	338.13	-	338.13
	THIRD FLOOR	338.13	-	338.13
	FOURTH FLOOR	338.13	-	338.13
	FIFTH FLOOR	338.13	-	338.13
	SIXTH FLOOR	338.13	-	338.13
	SEVENTH FLOOR	338.13	-	338.13
	EIGHTH FLOOR	338.13	-	338.13
	TERRACE FLOOR (Electrical Room)	12.65	-	12.65
	TERRACE FLOOR - Head Room	-	63.75	63.75
	SUB TOTAL	3161.21	63.75	3224.96
B-29	BLOCK -29 (RESIDENCE TYPE-2)			
	GROUND FLOOR	443.21	-	443.21
	FIRST FLOOR	338.44	-	338.44
	SECOND FLOOR	338.13	-	338.13
	THIRD FLOOR	338.13	-	338.13
	FOURTH FLOOR	338.13	-	338.13
	FIFTH FLOOR	338.13	-	338.13
	SIXTH FLOOR	338.13	-	338.13
	SEVENTH FLOOR	338.13	-	338.13
	EIGHTH FLOOR	338.13	-	338.13
	TERRACE FLOOR (Electrical Room)	12.65	-	12.65
	TERRACE FLOOR - Head Room	-	63.75	63.75
	SUB TOTAL	3161.21	63.75	3224.96
B-30	BLOCK -30 (SHOPPING COMPLEX & RESTAURANT)			
	GROUND FLOOR	-	467.15	467.15
B-31	BLOCK -31 (SPORTS FACILITIES)			
	GROUND FLOOR	1407.69	-	1407.69
	FIRST FLOOR	227.96	-	227.96
	TERRACE FLOOR - Head Room	-	52.95	52.95
	SUB TOTAL	1685.65	52.95	1738.60
B-32	BLOCK -32 (BIO MEDICAL WASTE ROOM)			
	GROUND FLOOR	252.78	-	252.78
B-33	BLOCK -33 (MEDITATION HALL)			
	GROUND FLOOR	75.17	-	75.17
B-34	BLOCK -34 (SECURITY SHED-1)			
	GROUND FLOOR	19.89	-	19.89
B-35	BLOCK -35 (SECURITY SHED-2)			
	GROUND FLOOR	19.89	-	19.89
B-36	BLOCK -36 (STATIC WATER TANK -1)			
	BASEMENT FLOOR	165.36	-	165.36
	GROUND FLOOR	145.76	-	145.76
	SUB TOTAL	311.12	-	311.12
B-37	BLOCK -37 (STATIC WATER TANK -2)			
	BASEMENT FLOOR	165.36	-	165.36
	GROUND FLOOR	145.76	-	145.76
	SUB TOTAL	311.12	-	311.12
B-38	BLOCK -38 (STATIC WATER TANK -3)			
	GROUND FLOOR	40.73	-	40.73
B-39	BLOCK -39 (STATIC WATER TANK -4)			
	BASEMENT FLOOR	189.74	-	189.74
	GROUND FLOOR	163.19	-	163.19
	SUB TOTAL	352.93	-	352.93
B-40	BLOCK -40 (WATER SUPPLY STORAGE -1)			
	BASEMENT FLOOR	388.50	-	388.50
	GROUND FLOOR	150.19	-	150.19
	SUB TOTAL	538.69	-	538.69
B-41	BLOCK -41 (WATER SUPPLY STORAGE -2)			
	BASEMENT FLOOR	328.50	-	328.50
	GROUND FLOOR	150.19	-	150.19
	SUB TOTAL	478.69	-	478.69
B-42	BLOCK -42 (SERVANT ROOM)			
	GROUND FLOOR	59.55	-	59.55
	TOTAL	225440.68	6341.13	231781.81

TOTAL F.S.I AREA = 225440.68 SQ.M
FLOOR SPACE INDEX = 225440.68 / 89733.32 = 0.251

GROUND COVERAGE AREA - 50678.23 SQ.M
GROUND COVERAGE AREA - 89733.32 SQ.M
FAR - 5.64%

PARKING DETAILS :

DESCRIPTION	REQUIRED	PROVIDED
CAR PARKING	1377+1153PCP)=1530 NOS	2057+1153PCP)=2190 NOS
TWO WHEELER PARKING	1690 NOS	2090 NOS

PARKING DIMENSIONS :

2007 CAR PARKING SLOT DIMENSION 2.50 x 5.00M
153 PCP CAR PARKING SLOT DIMENSION 3.60 x 5.00M
2090 TWO WHEELER PARKING SLOT DIMENSION 1.00 x 1.80M

O.S.R DETAILS :

O.S.R REQUIRED	= 89731.33 SQ.M
O.S.R PROVIDED -1 (A1 to A6)	= 67528.68 SQ.M
O.S.R PROVIDED -2 (B1 to B4)	= 3884.94 SQ.M
O.S.R PROVIDED -3 (C1 to C4)	= 3811.66 SQ.M
O.S.R PROVIDED -4 (D1 to D4)	= 2234.44 SQ.M
O.S.R PROVIDED -5 (E1 to E4)	= 2230.98 SQ.M
O.S.R PROVIDED -6 (F1 to F4)	= 3808.98 SQ.M
O.S.R PROVIDED -7 (G1 to G4)	= 3804.00 SQ.M
O.S.R PROVIDED -8 (H1 to H6)	= 2386.68 SQ.M
O.S.R PROVIDED -9 (I1 to I6)	= 2926.27 SQ.M
TOTAL O.S.R PROVIDED	= 92296.63 SQ.M (10.2%)

LEGEND

REFERENCE :	
SCALE : 1:1500	
DATE : 19 JAN 2024	
BOUNDARY AS PER FMB	
BOUNDARY AS PER SITE	
BUILDING LINE	
OSR SPACE	
HOCL PIPE LINE	

SITE PLAN — SHEET NO:

SITE PLAN SHOWING THE PROPOSED AT AIIMS MADURAI IN S.NO: 12/1, 12/2, 22/4, 23/2B, 23/3, 23/4B, 23/5, 23/6B, 23/7B, 23/8, 23/9, 24, 25/1, 25/2, 25/3, 26/2, 30, 31/1, 32/1, 33/1, 34/1, 35, 36, 37/1, 38/1, 39, 40, 41, 42/1, 42/2, 43/1, 44/1,44/2, 45/1,45/2, 46/1, 46/2, 47/1, 47/2, 47/3, 48/1, 48/2, 48/3, 49/1, 49/2, 49/3, 50/1, 50/2, 50/3 53/1 AT K.PUDUPATTI VILLAGE, THIRUPPARANKUNDRAM TALUK, MADURAI DISTRICT. TAMIL NADU FOR SETTING UP OF ALL INDIA INSTITUTE OF MEDICAL SCIENCES (AIIMS), MADURAI. (SUPPORTED BY JICA) LOAN NO. - ID- P291 UNDER PMSSY DIVISION, MINISTRY OF HEALTH & FAMILY WELFARE GOVERNMENT OF INDIA.

NOTE : ALL DIMENSIONS AREA IN METRE

AREA STATEMENT DETAILS

PLOT EXTENT AS PER DOCUMENT	: 900304.15 SQ.M / 222.47 ACRES
PLOT EXTENT AS ON SITE	: 897313.32 SQ.M / 221.73 ACRES
SUPERIMPOSED SITE AREA	: 896419.07 SQ.M / 221.51 ACRES

Signature Not Verified
Signature Not Verified