PLAN SHOWING THE PROPOSED CONSTRUCTION OF THE DYE HOUSE WITH EFFLUENT TREATMENT PLANT BUILDING, BY DEPARTMENT OF HANDLOOMS, NAGERCOIL CIRCLE "INSTALLATION 18.85 HP" IN R.S.No.333/7, OF THENGAMPUTHOOR VILLAGE, AT KEEZHAKATTUVILAI, NAGERCOIL CITY MUNICIPAL CORPORATION, AGASTHEESWARAM TALUK, KANNIYAKUMARI DISTRICT.

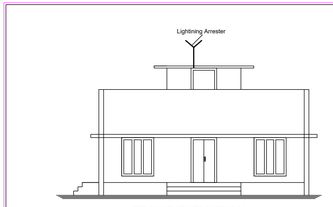

FRONT ELEVATION

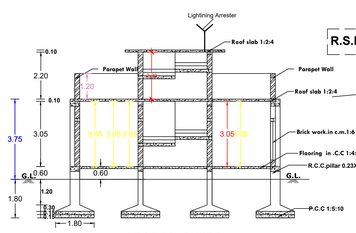

SECTION ON 'AB'

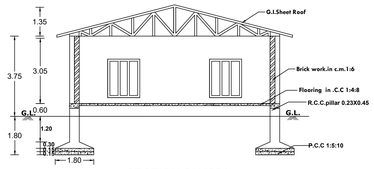

SECTION ON 'CD'

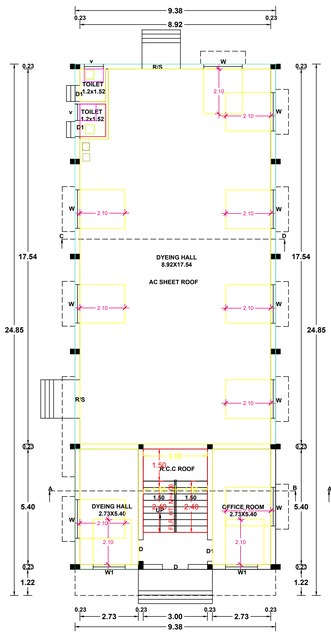

GROUND FLOOR PLAN

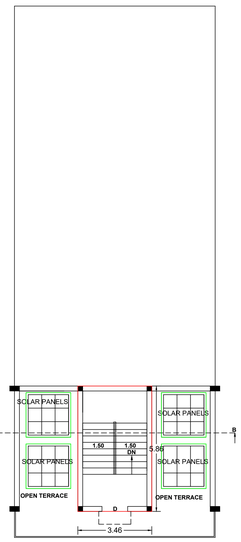

HEAD ROOM PLAN

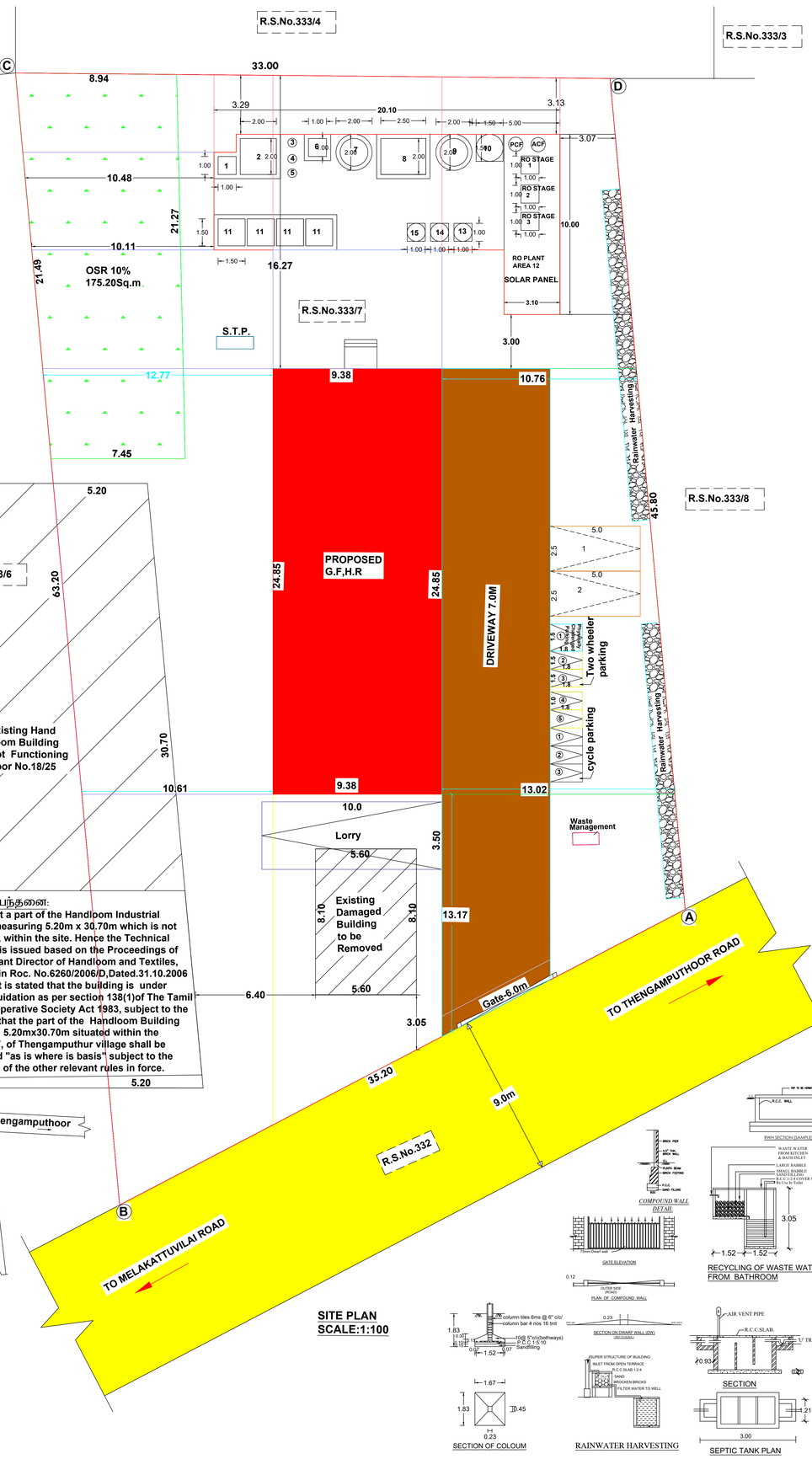

சிறப்பு நிபந்தனை:
There exist a part of the Handloom Industrial Building measuring 5.20m x 30.70m which is not functional, within the site. Hence the Technical clearance is issued based on the Proceedings of the Assistant Director of Handloom and Textiles, Nagercoil in Roc. No.6260/2006/D,Dated.31.10.2006 in which it is stated that the building is under official liquidation as per section 138(1)of The Tamil Nadu Co-operative Society Act 1983, subject to the condition that the part of the Handloom Building measuring 5.20mx30.70m situated within the S.No.333/7, of Thengamputhur village shall be maintained "as is where is basis" subject to the adherence of the other relevant rules in force.

SITE PLAN
SCALE:1:100

KEY PLAN

S.No.	Description	size in Meters	Qty	Area
1	Sludge Drying Deb	1.0 x 1.0 x 0.5	1	1.79
2	Bar Screen Chamber	2.0 x 2.0 x 2.0	1	6.05
3	Collection Tank	35 L	1	-
4	Lime bosing Tank	35 L	1	-
5	Ferrous Dosing Tank	35 L	1	-
6	Coagulation Tank	1.0 x 1.0 x 0.5	1	2.13
7	Primary clarifier	2.0 x 3.0	1	3.14
8	Aeration Tank	2.5 x 2.0 x 4.0	1	7.28
9	Secondary clarifier	2.0 x 3.0	1	3.14
10	Filler Feed Tank	1.5 x 1.5 x 0.1	1	2.25
11	Sludge Drying Deb	1.5 x 1.5 x 1.5	4	12.46
12	RO. Plant Area & Solar Panel	3.1 x 10.0 x 3.0	1	31.00
13	RO.2 Feed Tank	1.0 x 1.0 x 0.1	1	0.785
14	RO.3 Feed Tank	1.0 x 1.0 x 0.1	1	0.785
15	RO. Over all Product Tank	1.0 x 1.0 x 0.1	1	0.785
		Total Area		71.595

INSTALLATION DETAILS

S.No.	NAME	HP
1	Etp Raw Watr Pump	0.50
2	Lime Dosing Pump	0.05
3	Ferrous Chloride	0.05
4	Poly Dosing Pump	0.05
5	Coagulation (Agitator)	0.50
6	Ph Correction Pump	0.05
7	Air Blower	5.0
8	RE-Circulation	0.50
9	Filter Feed Pump	1.0
10	Feed Pump (RO 1st Stage)	1.0
11	RO HPP	3.0
12	PH Dosing pump High	0.05
13	Feed Pump (RO 2nd Stage)	0.50
14	RO HPP	3.0
15	PH Dosing Pump High	0.05
16	Feed Pump (RO 3rd Stage)	0.50
17	RO HPP	3.0
18	PH Dosing Pump High	0.05
	TOTAL	18.85 HP

S.No.	Number Of Workers	NO'S
1	FEMALE	4
2	MALE	6

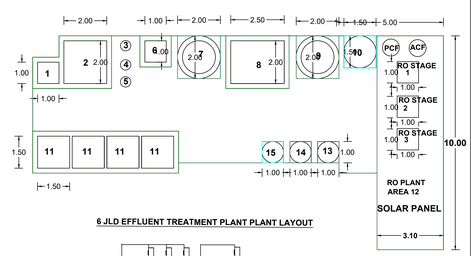

6 JLD EFFLUENT TREATMENT PLANT PLANT LAYOUT

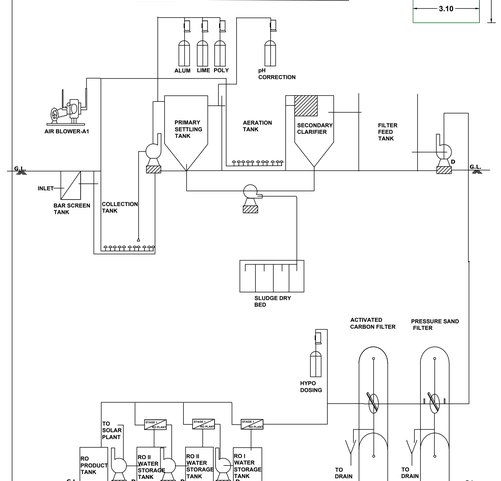

6 JLD ETP PROCESS FLOW DIAGRAM

SITE AREA OF DETAILS

SITE AREA : 1750.00 sq.m (18837 sq.ft)

	FSI Area in Sq.m	Non FSI Area in Sq.m	TOTAL AREA in Sq.m
GROUND FLOOR AREA			
INDUSTRIES	221.65	-	221.65
HEAD ROOM AREA	-	20.28	20.28
EFFLUENT TREATMENT PLANT	74.91	-	74.91
TOTAL FLOOR AREA	296.56	20.28	316.84

AREA OF VACANT : 1453.44sq.m(15644sq.ft)

FLOOR AREA RATIO 296.56= 0.16<1.50 / 1750.00

PLOT COVERAGE RATIO PC= 296.56X100 =16.94% / 1750.00

OSR10%=1750X10 =175.00Sq.m / 100

PARKING CALCULATION

OFFICE AREA

1Car Space for every 200sq.m of floor area or part and 1 two wheeler space and 1 cycle space for every 50sq.m of workshop floor area or part theroof

Office Area = 18.80 sq.m

for 200sq.m = 1 car

for 200sq.m = 18.80/200=1

Two wheeler :18.80/50=1 Two wheeler space

Cycle :18.80/50 =1 cycle

WORK SHOP AREA

works shop floor area or part there of and

1 lorry space for every 500sqm or workshop floor area

Work shop Area : 202.85 sq.m

500sq.m : 1 lorry

Required Parking space : 1 Car , 1 Two Wheeler space & 1 Cycle

Provided Parking Area : 2 Car , 5 Two Wheeler space & 3 Cycle

"ALL DIMENSIONS AREA IN METER"

SCALE PLAN =1:100
SITE PLAN=1:200

E.A -EMERGENCY ALARM
F.E -FIRE EXTINGUISHER

CERTIFICATE
Certified that provision shall be made to provide rain water harvesting arrangements system in the proposed construction.

JOINERY DETAILS

TYPE	SIZE	DESCRIPTION
D-Door	1.20	2.10
D1-Door	0.75	2.10
W1-Window	1.80	1.80
W -Window	1.40	1.40
V-Ventilator	0.90	0.60

COLOUR INDEX
SITE BOUNDARY
EXISTING ROAD
PROPOSED BUILDING
EXISTING BUILDING
DRIVE WAY

தமிழ்நாடு அரசு ஒருங்கிணைந்த வளர்ச்சி மற்றும் கட்டிட விதிகள் 2019 விதி எண்.6 (4)-ன் படியும் நகர் ஊரமைப்புச்சட்டம் 1971 பிரிவு 58-ன் கீழும் சுத்திகரிப்பு ஆலையுடன் கூடிய சாயச்சாலை தொழிற்கூடம் (Dye House with Effluent Treatment plant) வரைபடத்தின் படி கட்டுவதற்கு தடையில்லாச் சான்று (clearance) வழங்கப்படுகிறது.

ONLINE APPLICATION NO. : SWP/BPA/452241/2025

SWP/BP/NLPA/KKD.NO. : 08/2025

LP/NLPA/KKD.NO. : 07/2025

J. R. JULIUS, M.E.,Ph.D.,
Registered Structural Engineer
Reg. No : RSE-UNLPA/2020/108
AA1,Thalaiyaparam, Nagercoil - 629804.

SIGNATURE OF STRUCTURAL ENGINEER

Ar.J.ALEX CARBUSIAR, B.Arch.
Registered Architect
RA/Gr-I/TVL/March/2019/002
Cross Building, Chettikulam in Nagercoil. Mob +91-9600124889

SIGNATURE OF ARCHITECT ENGINEER

Assistant Director of Handlooms Nagercoil

Name of Applicant:- Assistant Director of Handlooms/ Liquidation Officer Nagercoil

SIGNATURE OF OWNER

K. SUNDARAVALLI, D.Arch., B.E.,
Engineer & Architect
Registered Engineer Grade - II
No.150/L/2019/00154
S.M.S. CONSTRUCTION,
90,1st Floor, Alexandra Press Road,
Nagercoil-1. Ph : 236073, 9443275554

SIGNATURE OF REGISTERED ENGINEER

Signature Not Verified
Digitally signed by Assistant Director of Handlooms Nagercoil
Date: 2025.07.31 17:12:12 IST