Sheet No. 19/19

Plan Showing the Proposed Construction of "Residential Building" in S.F.No. 390/4B, 390/4A2, 390/4A3, 390/4A4, 390/4A5, 390/4A6, 391/5A, 391/5B, 391/5C, 395/2A, 396/1A1A, 396/1A1B, 396/1B, 396/2A, 396/2B, 396/1C, 396/2C, 396/4A, 397/2A1, 397/2B1, 397/2B2, 397/2A2A, 397/2B3A,397/2A2B, 397/2A3D, 397/2B3B, 397/2B4A, 397/2C1, 397/2C2A, 397/2A3C, 397/2A3A, 397/2A3B, 397/2B4B, 398/2, 398/3A at Kalapatti Village (West), Coimbatore North Taluk,Coimbatore District and Corporation- East Zone (Kalapatti DD Plan - 18)

BLOCK - 112

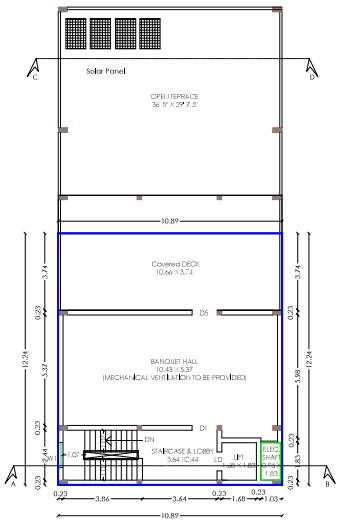

THIRD FLOOR PLAN

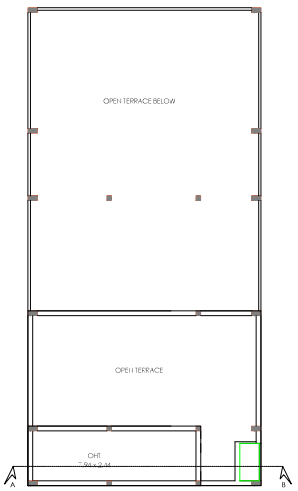

TERRACE FLOOR PLAN

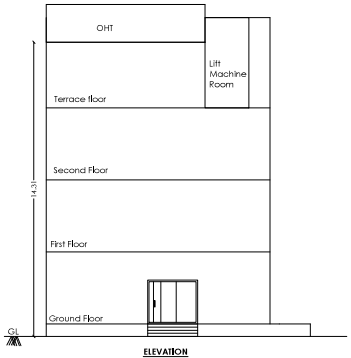

ELEVATION

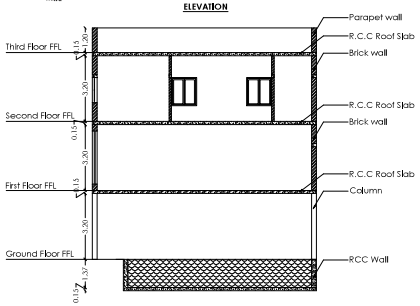

SECTION - CD -

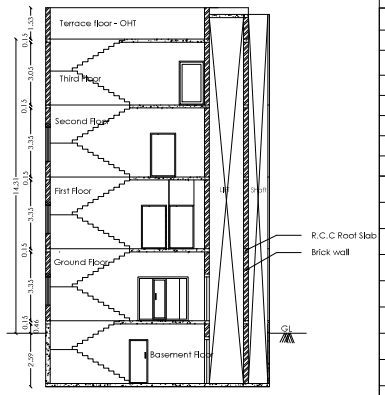

SECTION - AB -

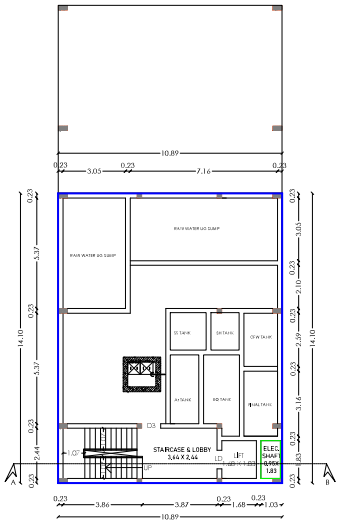

SEMI BASEMENT FLOOR PLAN

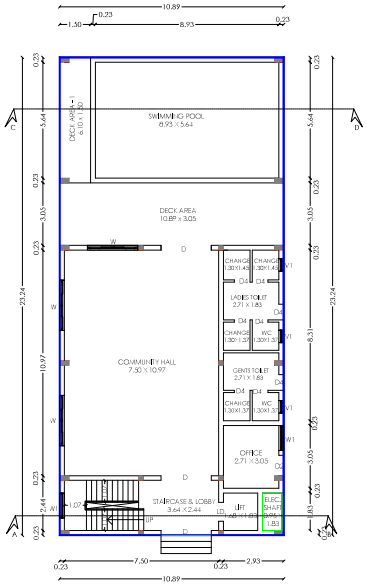

GROUND FLOOR PLAN

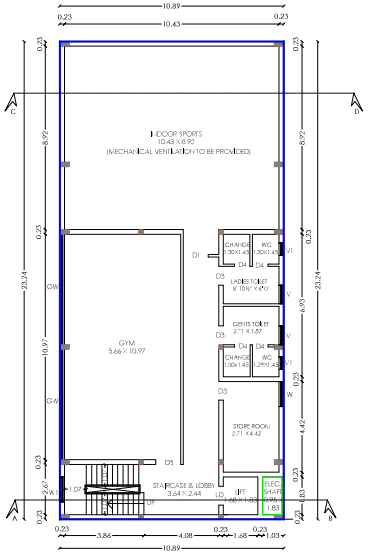

FIRST FLOOR PLAN

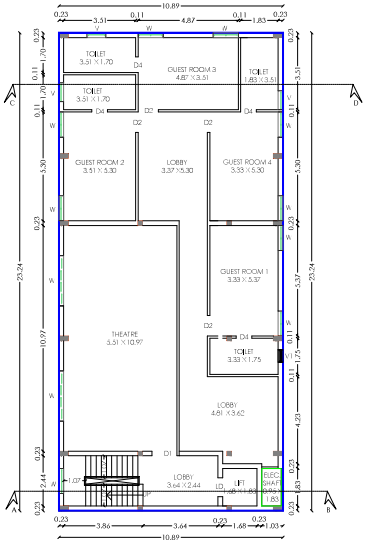

SECOND FLOOR PLAN

BLOCK - 112

Building Area Details in Sq.mt

Floor	Built Up Area	Non FSI Area	FSI Area
Semi Basement	153.55	1.74	151.81
Ground	253.08	1.74	251.34
First	253.08	1.74	251.34
Second	253.08	1.74	251.34
Third	133.29	1.74	131.55
Total	**1046.09**	**8.7000**	**1037.39**

Joinery Details

S.No	Symbol	Description	Size in meter
1	D	Door	2.44 x 2.13
2	D1	Door	1.22 x 2.13
3	D2	Door	0.99 x 2.13
4	D3	Door	0.91 x 2.13
5	D4	Door	0.76 x 2.13
6	LD	Door	0.91 x 2.13
7	GW	Glass Window	5.37 x 2.13
8	W	Window	2.44 x 1.37
9	W1	Window	1.22 x 1.37
10	V	Ventilation	0.91 x 0.61
11	V1	Ventilation	0.61 x 0.91

Title:
Semi Basement, Ground, First, Second, Third, Terrace floor Plan, Elevation and Section

N

Scale - 1:100

Er. M. BALAJI, M.E., (STRUCT)
Reg. No. LR/CS/GR-I/1994/027
SAI STRUCTURAL DESIGNS
Cell : 9884444010

Registered Structural Engineer

MANIKANDAN ILANGO B.ARCH
MCoA No: CA/2006/35059

Architect

Managing Director

Applicant

Sheet No. 18/19

Plan Showing the Proposed Construction of "Residential Building" in S.F.No. 390/4B, 390/4A2, 390/4A3, 390/4A4, 390/4A5, 390/4A6, 391/4B, 391/5A, 391/5B, 391/5C, 395/2A, 396/1A, 396/1B, 396/2A, 396/2B, 396/1C, 396/2C, 396/4A, 397/2A1, 397/2B1, 397/2B2, 397/2A2A, 397/2B3A,397/2A2B, 397/2A3D, 397/2B3B, 397/2B4A, 397/2C1, 397/2C2A, 397/2A3C, 397/2A3A, 397/2A3B, 397/2B4B, 398/2, 398/3A at Kalapatti Village (West), Coimbatore North Taluk,Coimbatore District and Corporation- East Zone (Kalapatti DD Plan - 18)

BLOCK - 111

Building Area Details in Sq.mt

Floor	Built Up Area	Non FSI Area	FSI Area
Ground	337.82	0.00	337.82
First	340.55	35.67	304.88
Terrace	26.22	26.22	0.00
Total	**704.59**	**61.89**	**642.70**

Joinery Details

S.No	Symbol	Description	Size in meter
1	D	Door	1.22 x 2.13
2	D1	Door	0.99 x 2.13
3	D2	Door	0.76 x 2.13
4	SD	Sliding Door	2.59 x 2.13
5	SD1	Sliding Door	2.44 x 2.13
6	SD2	Sliding Door	2.13 x 2.13
7	LD	Lift Door	0.91 x 2.13
8	O	Opening	3.05 x 2.13
9	O1	Opening	2.44 x 2.13
10	O2	Opening	1.22 x 2.13
11	O3	Opening	0.99 x 2.13
12	O4	Opening	0.91 x 2.13
13	O5	Opening	0.76 x 2.13
14	W	Window	3.05 x 1.37
15	W1	Window	2.29 x 1.37
16	W2	Window	1.83 x 1.37
17	W3	Window	1.52 x 1.37
18	W4	Window	1.22 x 1.37
19	W5	Window	0.91 x 1.37
20	GW	Glass Window	12.57 x 1.83
21	GW1	Glass Window	11.73 x 1.83
22	GW2	Glass Window	4.88 x 1.83
23	GW3	Glass Window	4.34 x 1.83
24	GW4	Glass Window	3.73 x 1.83
25	GW5	Glass Window	3.66 x 1.83
26	V	Ventilation	0.91 x 0.61
27	V1	Ventilation	0.61 x 0.91

Title:
Ground, First, Terrace floor Plan, Elevation and Section

N

Scale - 1:100

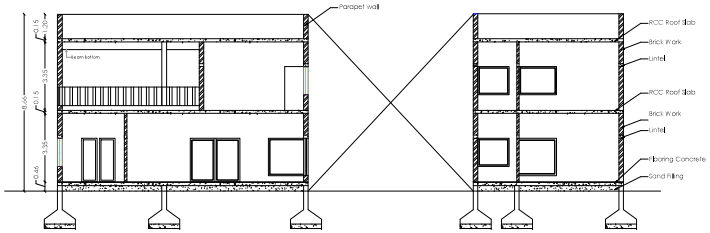

SECTION-AA

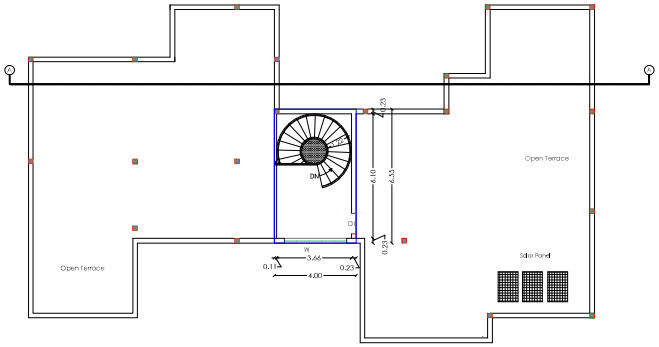

TERRACE FLOOR PLAN

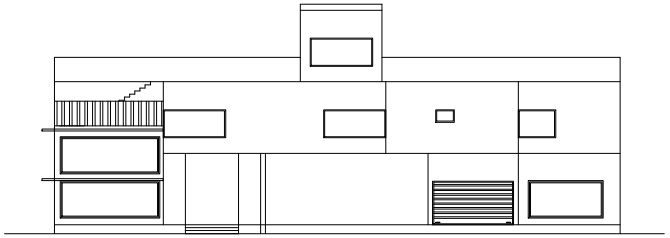

ELEVATION

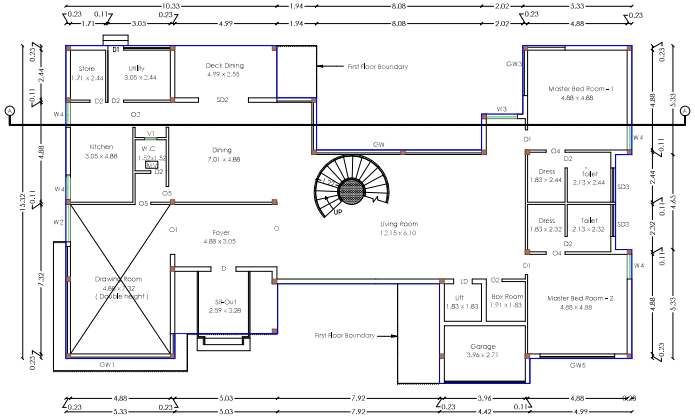

GROUND FLOOR PLAN

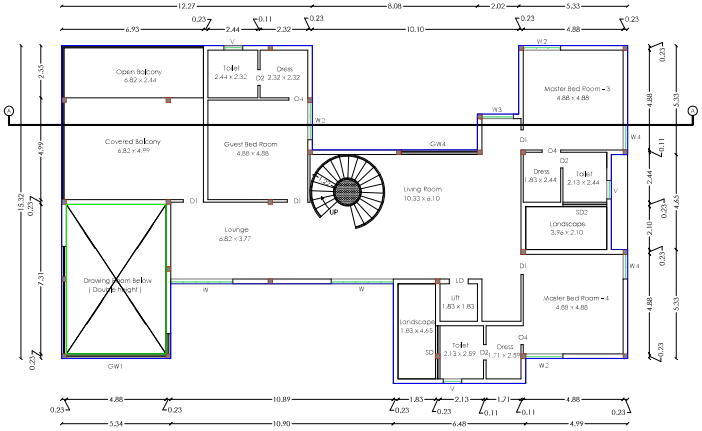

FIRST FLOOR PLAN

Er. M. BALAJI, M.E., (STRUCT)
Reg. No. LR-A/CC/08-17/94/037
SAI STRUCTURAL DESIGNS
Registered Structural Engineer

MANIKANDAN ILANGO B ARCH
MCoA No: CA/2006/39059
Architect

Managing Director
Applicant

Sheet No. 17/19

Plan Showing the Proposed Construction of "Residential Building" in S.F.No. 390/4B, 390/4A2, 390/4A3, 390/4A4, 390/4A5, 390/4A6, 391/5A, 391/5B, 391/5C, 395/2A, 396/1A1A, 396/1A1B, 396/1B, 396/2A, 396/2B, 396/1C, 396/2C, 396/4A, 397/2A1, 397/2B1, 397/2B2, 397/2A2A, 397/2B3A,397/2A2B, 397/2A3D, 397/2B3B, 397/2B4A, 397/2C1, 397/2C2A, 397/2A3C, 397/2A3A, 397/2A3B, 397/2B4B, 398/2, 398/3A at Kalapatti Village (West), Coimbatore North Taluk,Coimbatore District and Corporation- East Zone (Kalapatti DD Plan - 18)

BLOCK - 109 and 110

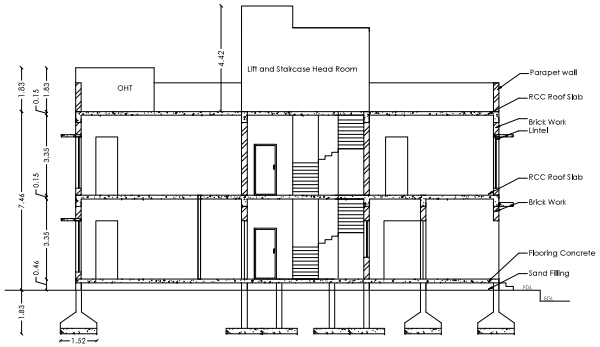

SECTION-AA

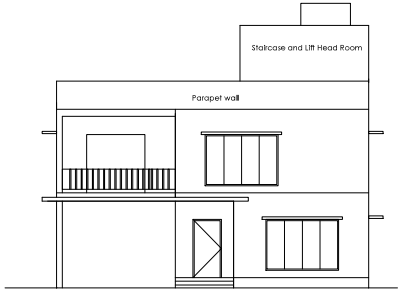

FRONT ELEVATION

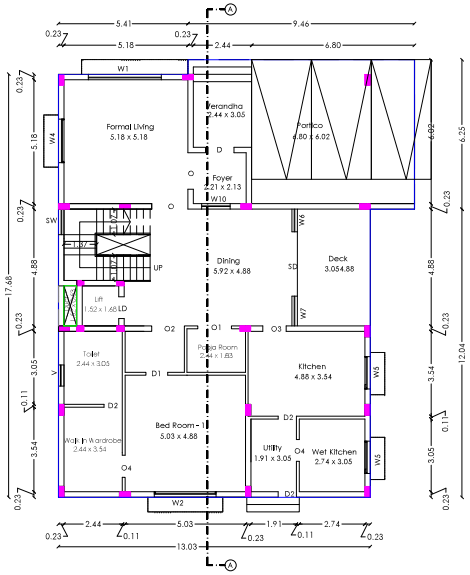

GROUND FLOOR PLAN

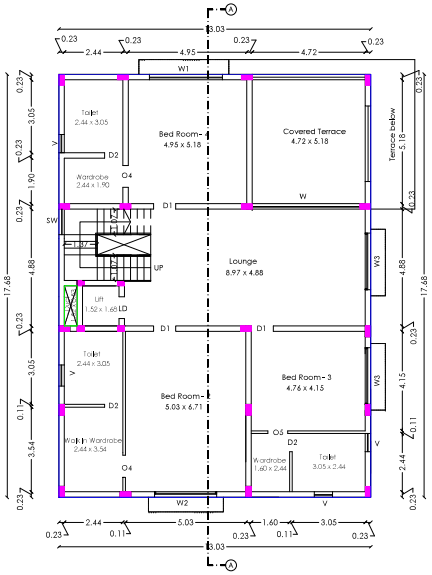

FIRST FLOOR PLAN

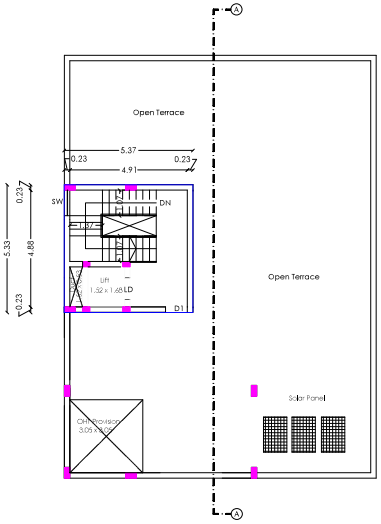

TERRACE FLOOR PLAN

Building Area Details in Sq.mt

Floor	Built Up Area	Non FSI Area	FSI Area
Ground	246.52	0.81	245.71
First	230.35	0.81	229.54
Terrace	28.66	28.66	0.00
Total	**505.53**	**30.27**	**475.26**

Joinery Details

S.No	Symbol	Description	Size in meter
1	D	Door	1.19 x 2.13
2	D1	Door	0.92 x 2.13
3	D2	Door	0.76 x 2.13
4	LD	Lift Door	0.76 x 2.13
5	SD	Sliding Door	2.68 x 2.13
6	O	Opening	1.52 x 2.13
7	O1	Opening	1.40 x 2.13
8	O2	Opening	1.36 x 2.13
9	O3	Opening	0.99 x 2.13
10	O4	Opening	0.91 x 2.13
11	O5	Opening	0.84 x 2.13
12	W	Window	4.50 x 2.13
13	W1	Window	3.05 x 2.13
14	W2	Window	2.59 x 2.13
15	W3	Window	2.37 x 2.13
16	W4	Window	1.83 x 2.13
17	W5	Window	1.36 x 2.13
18	W6	Window	0.94 x 2.13
19	W7	Window	1.25 x 2.13
20	W8	Window	3.17 x 2.13
21	W9	Window	1.76 x 2.13
22	W10	Window	1.19 x 1.52
23	SW	Staircase Window	1.07 x 1.52
24	V	Ventilation	0.89 x 0.61

Title:
Ground, First, Terrace floor Plan, Elevation and Section

N

Scale - 1:100

Er. M. BALAJI, M.E. (STRUCT)
Reg. No CPA/EGR-I/19044/07
SAI STRUCTURAL DESIGNS
Ph : 100, LURI NAGAR, PEELAMEDU, COIMBATORE-641004.
Cell : 98944-44919
Email : saisse@bharatdec.com & gmail.com

Registered Structural Engineer

MANIKANDAN ILANGO B ARCH
MCoA No: CA/2006/39059

Architect

SAI MANTRA HOMES INDIA PRIVATE LIMITED
Managing Director

Applicant

Sheet No. 16/19

Plan Showing the Proposed Construction of "Residential Building" in S.F.No. 390/4B, 390/4A2, 390/4A3, 390/4A4, 390/4A5, 390/4A6, 391/4B, 391/5A, 391/5B, 391/5C, 395/2A, 396/1A, 396/1B, 396/2A, 396/2B, 396/1C, 396/2C, 396/4A, 397/2A1, 397/2B1, 397/2B2, 397/2A2A, 397/2B3A,397/2A2B, 397/2A3D, 397/2B3B, 397/2B4A, 397/2C1, 397/2C2A, 397/2A3C, 397/2A3A, 397/2A3B, 397/2B4B, 398/2, 398/3A at Kalapatti Village (West), Coimbatore North Taluk,Coimbatore District and Corporation- East Zone (Kalapatti DD Plan - 18)

BLOCK - 108

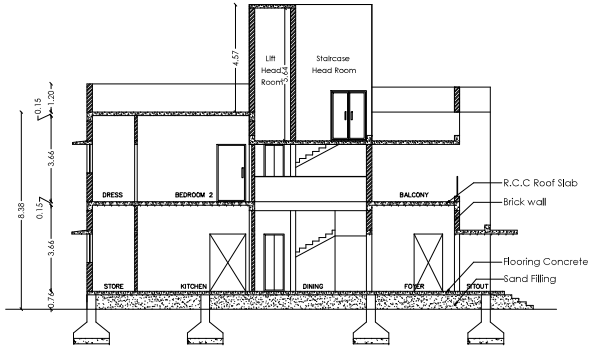

SECTION-AA

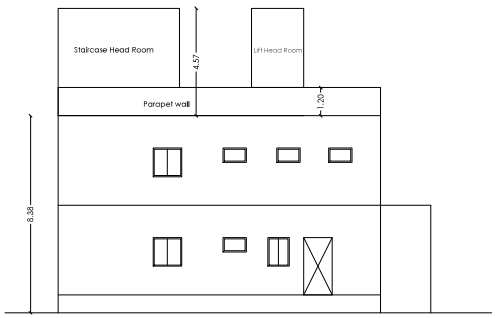

ELEVATION

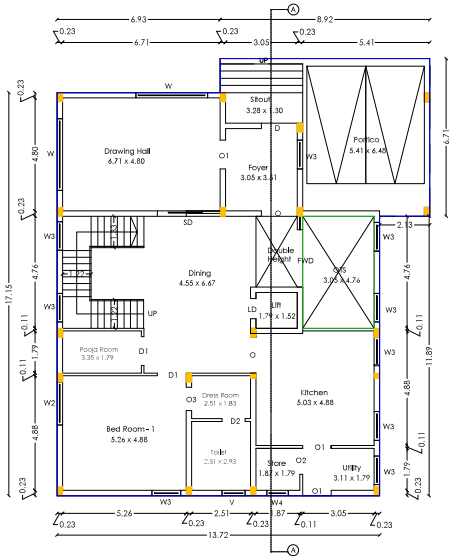

GROUND FLOOR PLAN

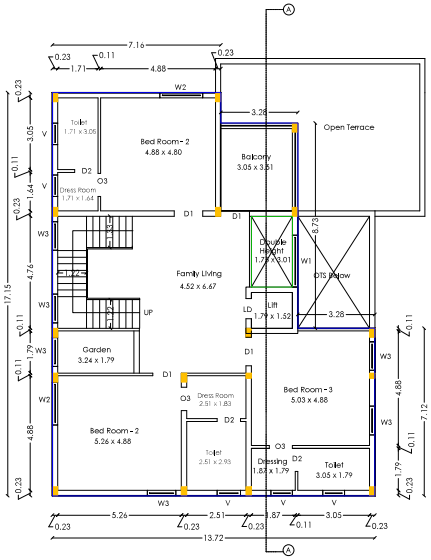

FIRST FLOOR PLAN

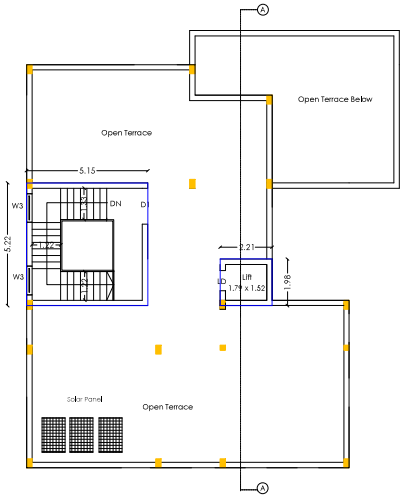

TERRACE FLOOR PLAN

Building Area Details in Sq.mt

Floor	Built Up Area	Non FSI Area	FSI Area
Ground	259.30	14.52	244.78
First	198.09	5.27	192.82
Terrace	31.26	31.26	0.00
Total	**488.65**	**51.04**	**437.60**

Joinery Details

S.No	Symbol	Description	Size in Meter
1	D	Door	1.19 x 2.13
2	D1	Door	0.92 x 2.13
3	D2	Door	0.76 x 2.13
4	LD	Lift Door	0.76 x 2.13
5	SD	Sliding Door	2.68 x 2.13
6	O	Opening	1.52 x 2.13
7	O1	Opening	1.40 x 2.13
8	O2	Opening	1.36 x 2.13
9	O3	Opening	0.99 x 2.13
10	O4	Opening	0.91 x 2.13
11	O5	Opening	0.84 x 2.13
12	W	Window	4.50 x 2.13
13	W1	Window	3.05 x 2.13
14	W2	Window	2.59 x 2.13
15	W3	Window	2.37 x 2.13
16	W4	Window	1.83 x 2.13
17	W5	Window	1.36 x 2.13
18	W6	Window	0.94 x 2.13
19	W7	Window	1.25 x 2.13
20	W8	Window	3.17 x 2.13
21	W9	Window	1.76 x 2.13
22	W10	Window	1.19 x 1.52
23	W11	Window	1.52 x 1.83
24	SW	Staircase Window	1.22 x 1.52
25	V	Ventilation	0.89 x 0.61
26	V1	Ventilation	0.61 x 0.89

Title:
Ground, First, Terrace floor Plan, Elevation and Section

N

Scale - 1:100

Er. M. BALAJI, M.E., (STRUCT)
Reg. No: LPA/SE/GR-I/17/94037
SAI STRUCTURAL DESIGNS
Cell : 98944-44919
Email : saisyed.charities@gmail.com

Registered Structural Engineer

MANIKANDAN ILANGO B ARCH
MCoA No: CA/2006/39059

Architect

Managing Director

Applicant

Sheet No. 15/19

Plan Showing the Proposed Construction of "Residential Building" in S.F.No. 390/4B, 390/4A2, 390/4A3, 390/4A4, 390/4A5, 390/4A6, 391/5A, 391/5B, 391/5C, 395/2A, 396/1A1A, 396/1A1B, 396/1B, 396/2A, 396/2B, 396/1C, 396/2C, 396/4A, 397/2A1, 397/2B1, 397/2B2, 397/2A2A, 397/2B3A,397/2A2B, 397/2A3D, 397/2B3B, 397/2B4A, 397/2C1, 397/2C2A, 397/2A3C, 397/2A3A, 397/2A3B, 397/2B4B, 398/2, 398/3A at Kalapatti Village (West), Coimbatore North Taluk,Coimbatore District and Corporation- East Zone (Kalapatti DD Plan - 18)

BLOCK - 106

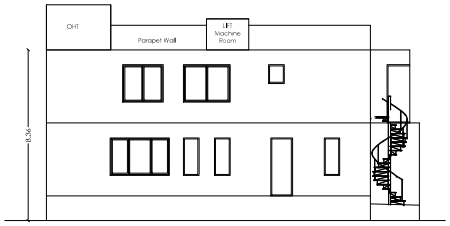

ELEVATION

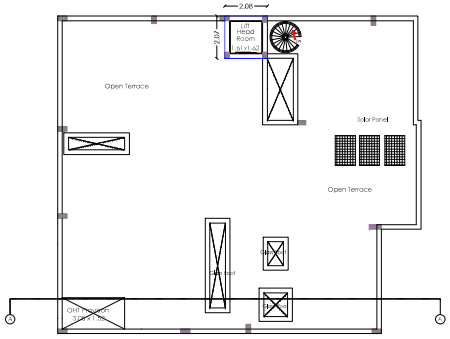

TERRACE FLOOR PLAN

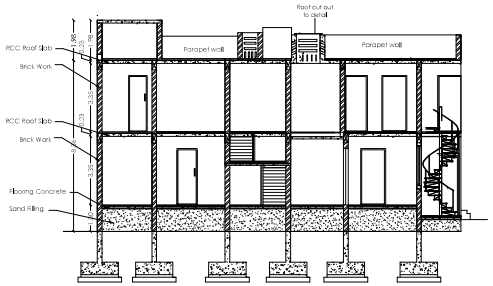

SECTION-AA

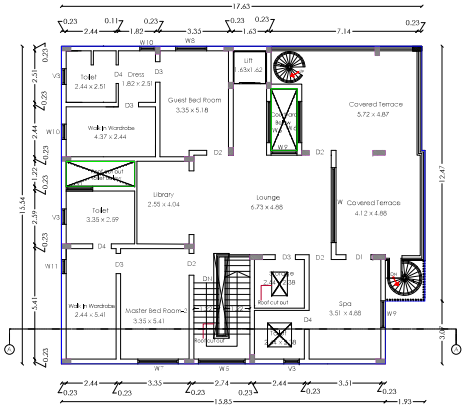

FIRST FLOOR PLAN

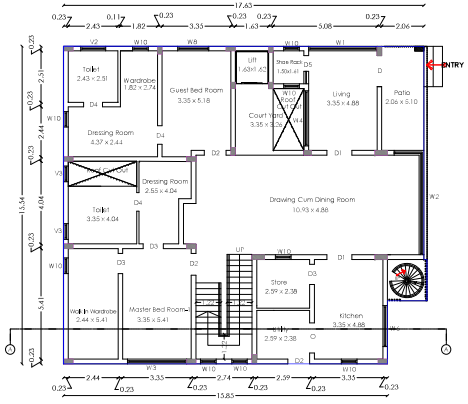

GROUND FLOOR PLAN

Building Area Details in Sq.mt

Floor	Built Up Area	Non FSI Area	FSI Area
Ground	268.90	0.00	268.90
First	269.73	7.93	261.80
Terrace	4.31	4.31	0.00
Total	**542.94**	**12.24**	**530.70**

Joinery Details

S.No	Symbol	Description	Size in Meter
1	D	Door	1.52 x 2.76
2	D1	Door	1.22 x 2.76
3	D2	Door	1.07 x 2.76
4	D3	Door	0.99 x 2.76
5	D4	Door	0.91 x 2.76
6	D5	Door	0.77 x 2.76
7	LD	Lift Door	1.02 x 2.13
8	O	Opening	1.47 x 2.76
9	W	Window	3.66 x 1.83
10	W1	Window	3.35 x 1.83
11	W2	Window	3.22 x 1.83
12	W3	Window	2.90 x 1.83
13	W4	Window	2.69 x 1.83
14	W5	Window	2.29 x 1.83
15	W6	Window	2.03 x 1.83
16	W7	Window	1.98 x 1.83
17	W8	Window	1.52 x 1.83
18	W9	Window	1.30 x 1.83
19	W10	Window	0.76 x 1.83
20	W11	Window	0.69 x 1.83
21	V1	Ventilation	1.30 x 0.91
22	V2	Ventilation	1.22 x 0.91
23	V3	Ventilation	1.30 x 0.91

Title:
Ground, First, Terrace floor Plan, Elevation and Section

N

Scale - 1:100

Er. M. BALAJI, M.E., (STRUCT)
Reg. No.LPA/EEGR-V/1998/037
SAI STRUCTURAL DESIGNS
Ph.No.(0422) 2611 2611, 2611 2612
Cell : 98944-14919
Email : sai.structural@gmail.com

Registered Structural Engineer

MANIKANDAN ILANGO B ARCH
MCoA No: CA/2006/39059

Architect

Managing Director

Applicant

Sheet No. 14/19

Plan Showing the Proposed Construction of "Residential Building" in S.F.No. 390/4B, 390/4A2, 390/4A3, 390/4A4, 390/4A5, 390/4A6, 391/5A, 391/5B, 391/5C, 395/2A, 396/1A1A, 396/1A1B, 396/1B, 396/2A, 396/2B, 396/1C, 396/2C, 396/4A, 397/2A1, 397/2B1, 397/2B2, 397/2A2A, 397/2B3A,397/2A2B, 397/2A3D, 397/2B3B, 397/2B4A, 397/2C1, 397/2C2A, 397/2A3C, 397/2A3A, 397/2A3B, 397/2B4B, 398/2, 398/3A at Kalapatti Village (West), Coimbatore North Taluk,Coimbatore District and Corporation- East Zone (Kalapatti DD Plan - 18)

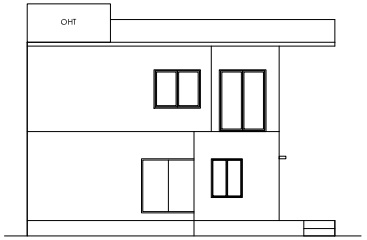

ELEVATION

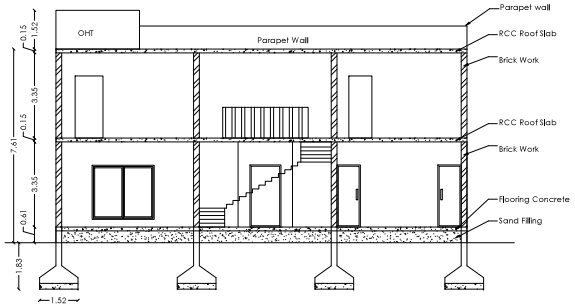

SECTION-AA

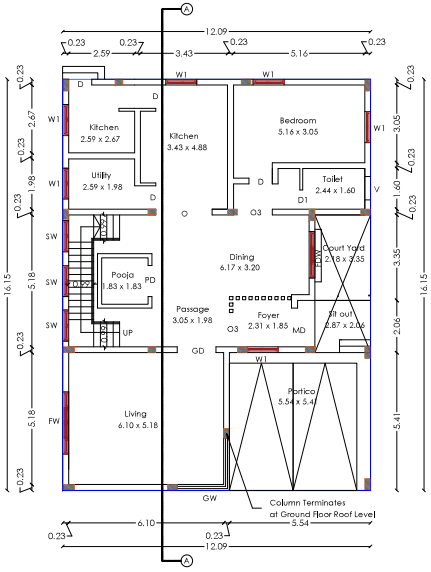

GROUND FLOOR PLAN

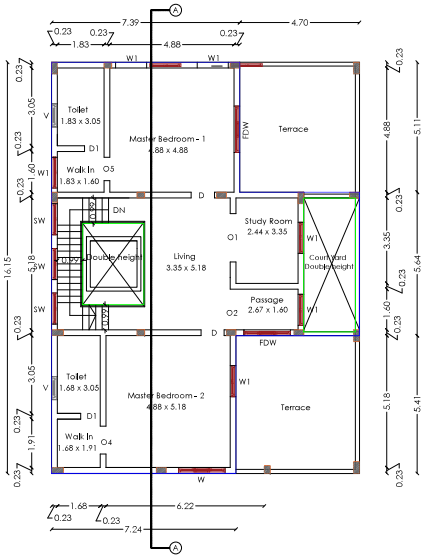

FIRST FLOOR PLAN

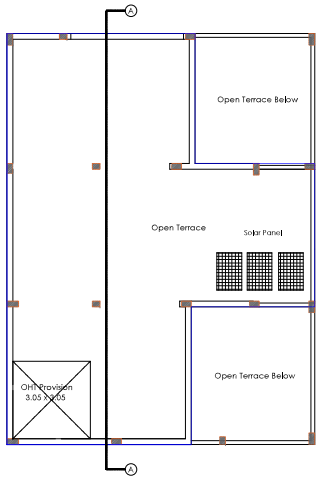

TERRACE FLOOR PLAN

BLOCK - 105

Building Area Details in Sq.mt

Floor	Built Up Area	Non FSI Area	FSI Area
Ground	195.31	0.00	195.31
First	145.08	19.18	125.90
Total	**340.39**	**19.18**	**321.21**

Joinery Details

S.No	Symbol	Description	Size in Meter
1	MD	Door	1.52 x 2.44
2	GD	Glass Door	1.52 x 2.44
3	PD	Pooja Door	1.52 x 2.44
4	D	Door	0.91 x 2.44
5	D1	Door	0.76 x 2.44
6	O	Opening	2.21 x 2.44
7	O1	Opening	1.91 x 2.44
8	O2	Opening	1.60 x 2.44
9	O3	Opening	1.35 x 2.44
10	O4	Opening	1.09 x 2.44
11	O5	Opening	0.91 x 2.44
12	W	Window	1.83 x 1.52
13	W1	Window	1.22 x 1.52
14	SW	Staircase Window	1.22 x 1.52
15	FW	Fixed Window	2.44 x 2.13
16	GW	Glass Window	3.96 x 2.13
17	FDW	Fixed Door Cum Window	1.83 x 2.44
18	V	Ventilation	0.91 x 0.61

Title:
Ground, First, Terrace floor Plan, Elevation and Section

N

Scale - 1:100

Dr. M. BALAJI, M.E., (STRUCT)
Reg. No. LPA55/GR-1/19/94/637
SAI STRUCTURAL DESIGNS
99, Lakshmi Nagar, Ellanthakadu, Ondipudur post, Coimbatore-641 016.
Cell : 98944-44919
Email : saistructdesigns@gmail.com

Registered Structural Engineer

MANIKANDAN ILANGO B.ARCH
MCoA No: CA/2006/39059

Architect

SAINATH PROPERTIES INDIA PRIVATE LIMITED
Managing Director

Applicant

Sheet No. 13/19

Plan Showing the Proposed Construction of "Residential Building" in S.F.No. 390/4B, 390/4A2, 390/4A3, 390/4A4, 390/4A5, 390/4A6, 391/5A, 391/5B, 391/5C, 395/2A, 396/1A1A, 396/1A1B, 396/1B, 396/2A, 396/2B, 396/1C, 396/2C, 396/4A, 397/2A1, 397/2B1, 397/2B2, 397/2A2A, 397/2B3A,397/2A2B, 397/2A3D, 397/2B3B, 397/2B4A, 397/2C1, 397/2C2A, 397/2A3C, 397/2A3A, 397/2A3B, 397/2B4B, 398/2, 398/3A at Kalapatti Village (West), Coimbatore North Taluk,Coimbatore District and Corporation- East Zone (Kalapatti DD Plan - 18)

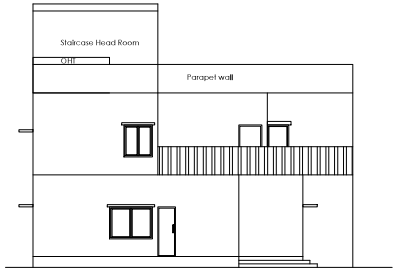

ELEVATION

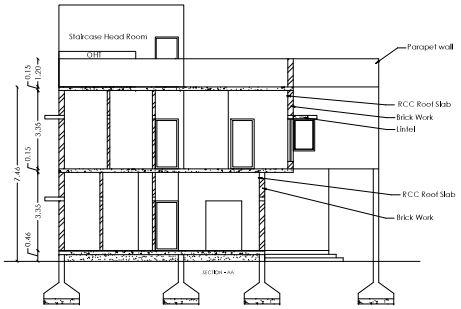

SECTION-AA

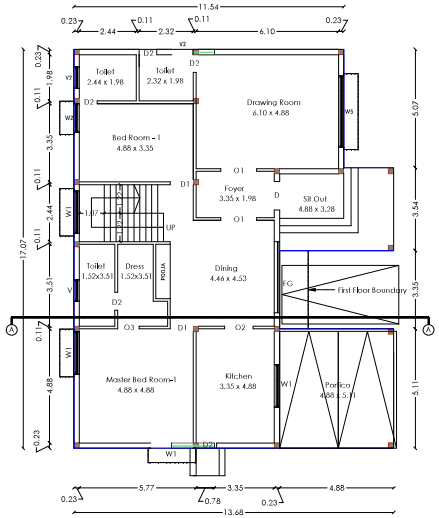

GROUND FLOOR PLAN

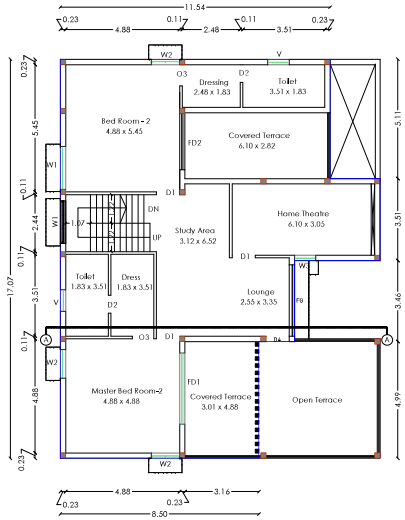

FIRST FLOOR PLAN

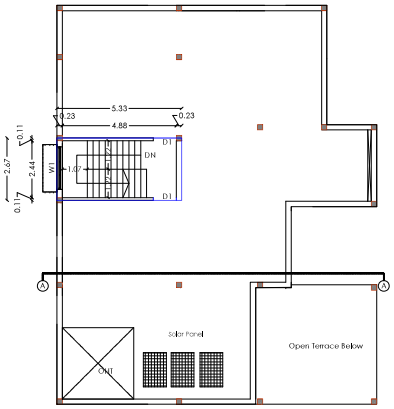

Terrace FLOOR PLAN

BLOCK - 104

Building Area Details in Sq.mt

Floor	Built Up Area	Non FSI Area	FSI Area
Ground	206.32	0.00	206.32
First	184.03	0.00	184.03
Terrace	14.23	14.23	0.00
Total	**404.58**	**14.23**	**390.35**

Joinery Details

S.No	Symbol	Description	Size in Meter
1	D	Door	1.22 x 2.13
2	D1	Door	0.99 x 2.13
3	D2	Door	0.76 x 2.13
4	FD1	Door	3.05 x 2.13
5	FD2	Door	2.40 x 2.13
6	O1	Opening	1.52 x 2.13
7	O2	Opening	1.22 x 2.13
8	O3	Opening	0.91 x 2.13
9	W	Window	3.05 x 1.37
10	W1	Window	1.83 x 1.37
11	W2	Window	1.22 x 1.07
12	W3	Window	0.91 x 1.37
13	FG	Fixed Glass window	3.05 x 1.37
14	V	Ventilation	0.91 x 0.61

Title:
Ground, First, Terrace floor Plan, Elevation and Section

N

Scale - 1:100

Er. M. BALAJI, M.E. (STRUCT
Reg. No. LPA/EE/GR-1/1994/637
SAI STRUCTURAL DESIGNS
Cell : 99944-44510
Email : saistructdesigns@gmail.com.

Registered Structural Engineer

MANIKANDAN ILANGO B ARCH
MCoA No: CA/2006/39059

Architect

Managing Director

Applicant

Plan Showing the Proposed Construction of "Residential Building" in S.F.No. 390/4B, 390/4A2, 390/4A3, 390/4A4, 390/4A5, 390/4A6, 391/5A, 391/5B, 391/5C, 395/2A, 396/1A1A, 396/1A1B, 396/1B, 396/2A, 396/2B, 396/1C, 396/2C, 396/4A, 397/2A1, 397/2B1, 397/2B2, 397/2A2A, 397/2B3A,397/2A2B, 397/2A3D, 397/2B3B, 397/2B4A, 397/2C1, 397/2C2A, 397/2A3C, 397/2A3A, 397/2A3B, 397/2B4B, 398/2, 398/3A at Kalapatti Village (West), Coimbatore North Taluk,Coimbatore District and Corporation- East Zone (Kalapatti DD Plan - 18)

BLOCK - 103

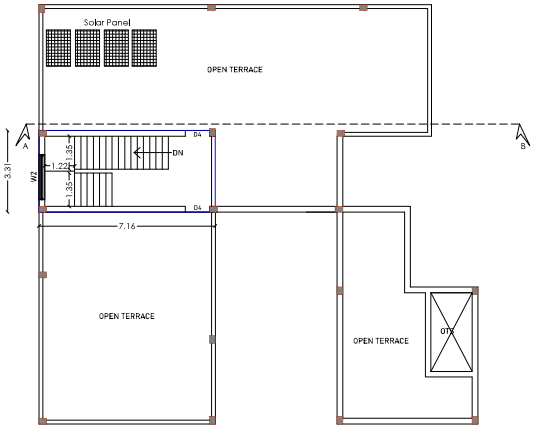

TERRACE FLOOR PLAN

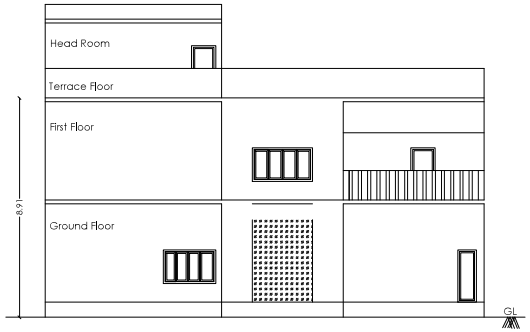

ELEVATION

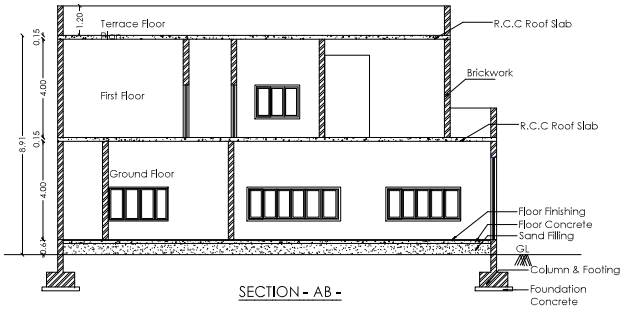

SECTION - AB -

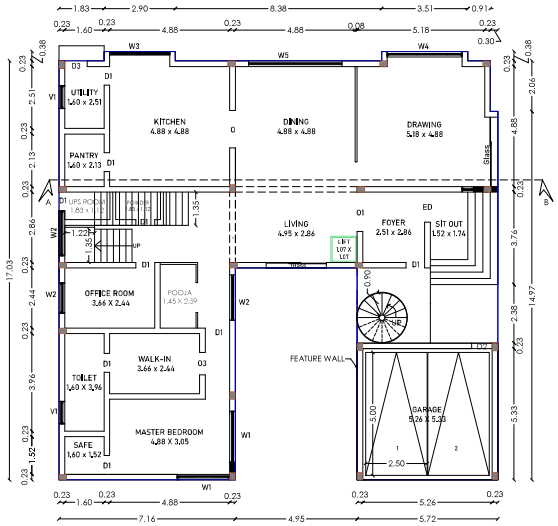

GROUND FLOOR PLAN

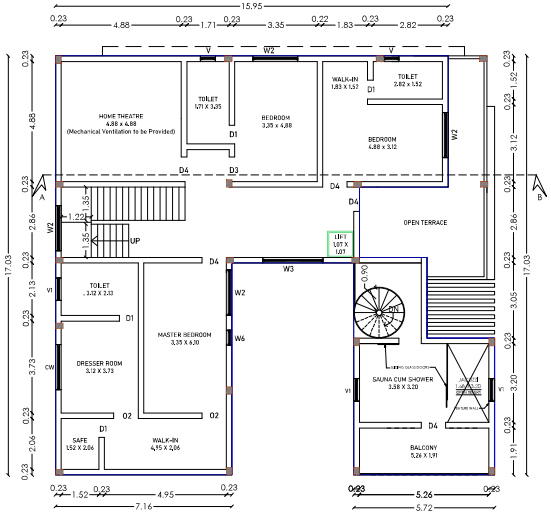

FIRST FLOOR PLAN

Building Area Details in Sq.mt

Floor	Built Up Area	Non FSI Area	FSI Area
Ground	262.83	0.00	262.83
First	226.33	0.00	226.33
Terrace	23.70	23.70	0.00
Total	**512.86**	**23.70**	**489.16**

Joinery Details

S.No	Symbol	Description	Size in Meter
1	ED	Entrance Door	1.22 x 2.13
2	D4	Door	0.99 x 2.13
3	D3	Lift Door	0.91 x 2.13
4	D1	Door	0.76 x 2.13
5	O	Opening	1.52 x 2.13
6	O1	Opening	1.60 x 2.13
7	W1	Window	2.13 x 1.37
8	W2	Window	1.83 x 1.37
9	W3	Window	2.44 x 1.37
10	W4	Window	3.05 x 1.37
11	W5	Window	3.81 x 1.37
12	W6	Window	0.61 x 1.37
13	V	Ventilation	0.61 x 0.91
14	V1	Ventilation	0.91 x 0.61

Title:
Ground, First, Terrace floor Plan, Elevation and Section

N

Scale - 1:100

Er. M. BALAJI, M.E. (STRUCT
Reg. No. LPA/EE/GR-1/19/34527
SAI STRUCTURAL DESIGNS
85, GOLLURI NAGAR, PEELAMEDU,
COIMBATORE-641 004.
Cell : 98944-44949
Email : saisai@staratdesigns@gmail.com.

Registered Structural Engineer

MANIKANDAN ILANGO B ARCH
MCoA No: CA/2006/39059

Architect

Managing Director

Applicant

Sheet No. 11/19

Plan Showing the Proposed Construction of "Residential Building" in S.F.No. 390/4B, 390/4A2, 390/4A3, 390/4A4, 390/4A5, 390/4A6, 391/5A, 391/5B, 391/5C, 395/2A, 396/1A1A, 396/1A1B, 396/1B, 396/2A, 396/2B, 396/1C, 396/2C, 396/4A, 397/2A1, 397/2B1, 397/2B2, 397/2A2A, 397/2B3A,397/2A2B, 397/2A3D, 397/2B3B, 397/2B4A, 397/2C1, 397/2C2A, 397/2A3C, 397/2A3A, 397/2A3B, 397/2B4B, 398/2, 398/3A at Kalapatti Village (West), Coimbatore North Taluk,Coimbatore District and Corporation- East Zone (Kalapatti DD Plan - 18)

BLOCK - 102

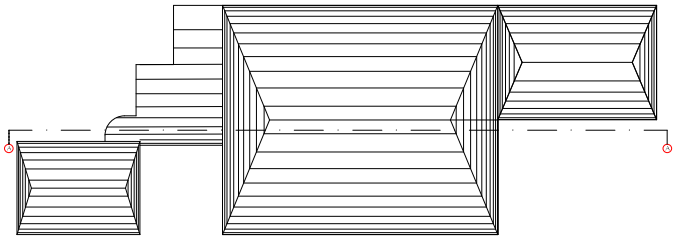

TERRACE FLOOR PLAN

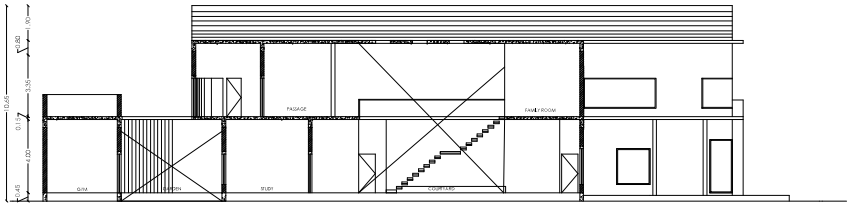

SECTION-AA

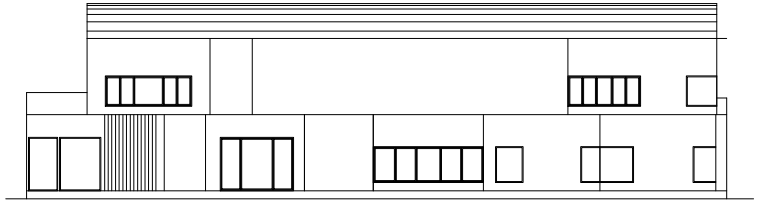

ELEVATION

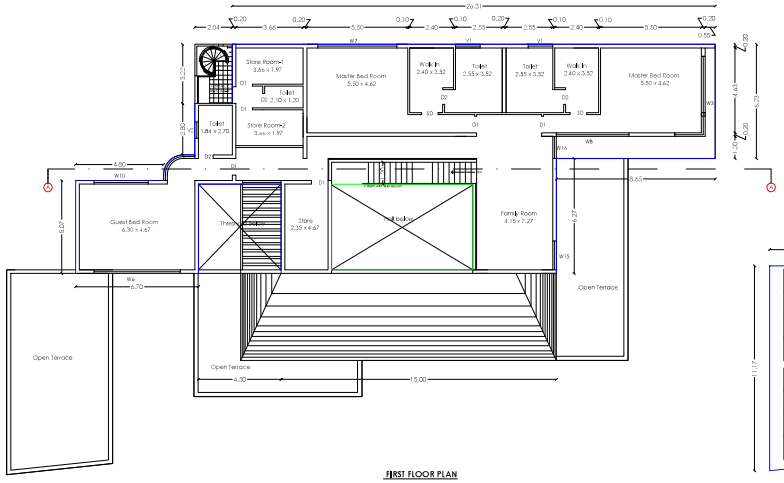

FIRST FLOOR PLAN

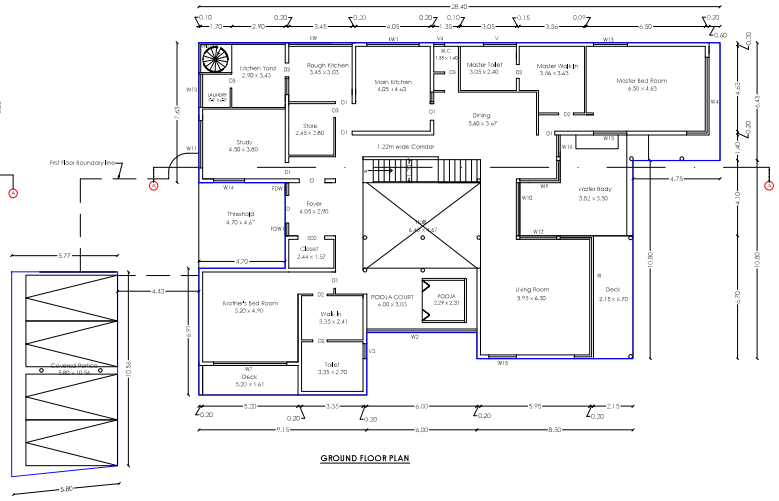

GROUND FLOOR PLAN

Building Area Details in Sq.mt

Floor	Built Up Area	Non FSI Area	FSI Area
Ground	488.17	0.00	488.17
First	306.19	35.54	270.65
Total	**794.36**	**35.54**	**758.82**

Joinery Details

S.No	Symbol	Description	Size in Meter
1	D	Door	1.50 x 2.13
2	D1	Door	0.90 x 2.13
3	D2	Door	0.80 x 2.13
4	D3	Lift Door	0.75 x 2.13
5	O1	Opening	1.40 x 2.13
6	SD	Sliding Door	2.25 x 2.13
7	SD1	Sliding Door	0.90 x 2.13
8	SD2	Sliding Door	1.45 x 2.13
9	W	Window	9.14 x 1.65
10	W1	Window	2.32 x 1.22
11	W2	Window	6.00 x 1.95
12	W3	Window	5.85 x 1.65
13	W4	Window	5.25 x 1.65
14	W5	Window	5.00 x 1.65
15	W6	Window	4.70 x 1.65
16	W7	Window	4.30 x 1.65
17	W8	Window	3.95 x 1.65
18	W9	Window	3.20 x 1.65
19	W10	Window	2.90 x 1.65
20	W11	Window	2.59 x 1.65
21	W12	Window	2.00 x 1.65
22	W13	Window	1.82 x 1.65
23	W14	Window	1.70 x 1.65
24	W15	Window	1.50 x 1.65
25	W16	Window	1.20 x 1.65
26	W17	Window	0.87 x 1.65
27	KW	Kitchen Window	3.45 x 1.65
28	KW1	Kitchen Window	2.85 x 1.65
29	FDW	Fixed Door Window	4.00 x 2.90
30	FDW1	Fixed Door Window	0.70 x 2.90
31	V	Ventilation	1.80 x 0.90
32	V1	Ventilation	1.35 x 0.90
33	V2	Ventilation	0.90 x 0.90
34	V3	Ventilation	0.82 x 0.90
35	V4	Ventilation	0.60 x 0.90

Title:
Ground, First, Terrace floor Plan, Elevation and Section

N

Scale - 1:100

Er. M. BALAJI, M.E. (STRUCT
PROPRIETOR OF
SRI STRUCTURAL DESIGNS
Cell : 98944-44919

Registered Structural Engineer

MANIKANDAN ILANGO B ARCH
MCoA No: CA/2006/39059

Architect

Managing Director

Applicant

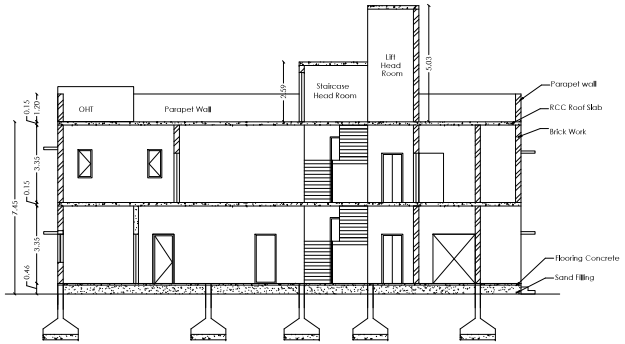

SECTION-AA

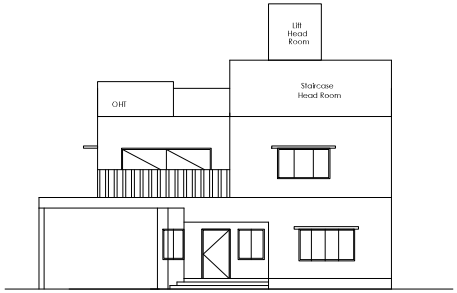

FRONT ELEVATION

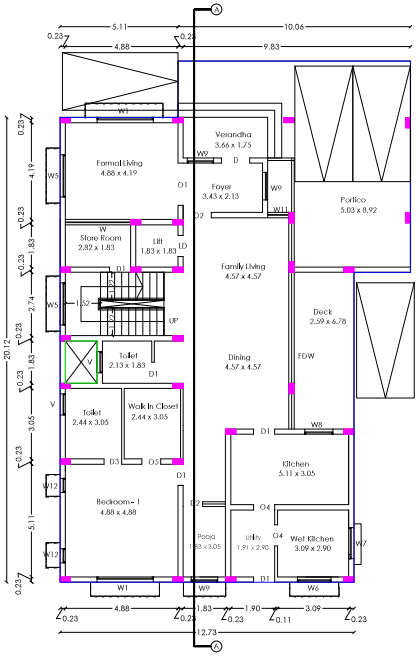

GROUND FLOOR PLAN

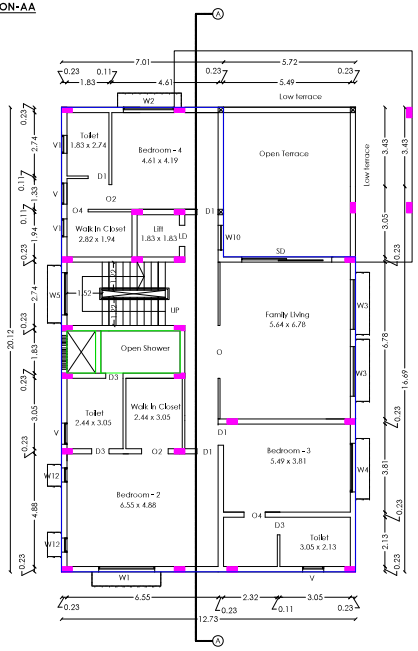

FIRST FLOOR PLAN

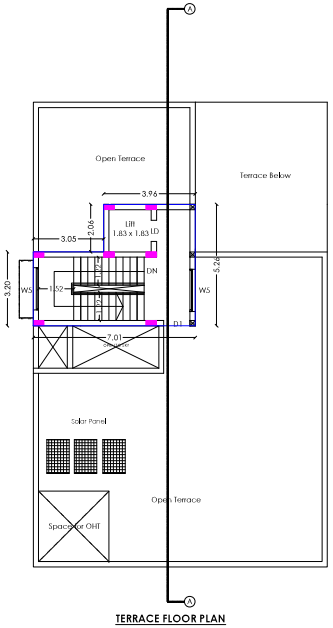

TERRACE FLOOR PLAN

Sheet No. 10/19

Plan Showing the Proposed Construction of "Residential Building" in S.F.No. 390/4B, 390/4A2, 390/4A3, 390/4A4, 390/4A5, 390/4A6, 391/5A, 391/5B, 391/5C, 395/2A, 396/1A1A, 396/1A1B, 396/1B, 396/2A, 396/2B, 396/1C, 396/2C, 396/4A, 397/2A1, 397/2B1, 397/2B2, 397/2A2A, 397/2B3A,397/2A2B, 397/2A3D, 397/2B3B, 397/2B4A, 397/2C1, 397/2C2A, 397/2A3C, 397/2A3A, 397/2A3B, 397/2B4B, 398/2, 398/3A at Kalapatti Village (West), Coimbatore North Taluk,Coimbatore District and Corporation- East Zone (Kalapatti DD Plan - 18)

BLOCK - 101

Building Area Details in Sq.mt

Floor	Built Up Area	Non FSI Area	FSI Area
Ground	296.91	2.51	294.40
First	219.04	8.55	210.49
Terrace	30.59	30.59	0.00
Total	**546.54**	**41.65**	**504.89**

Joinery Details

S.No	Symbol	Description	Size in Meter
1	D	Door	1.22 x 2.13
2	D1	Door	0.91 x 2.13
3	D2	Door	0.84 x 2.13
4	D3	Door	0.76 x 2.13
5	SD	Sliding Door	3.95 x 2.13
6	LD	Lift Door	0.91 x 2.13
7	O	Opening	2.29 x 2.13
8	O1	Opening	1.83 x 2.13
9	O2	Opening	1.21 x 2.13
10	O3	Opening	1.14 x 2.13
11	O4	Opening	0.91 x 2.13
12	O5	Opening	0.82 x 2.13
13	W	Window	2.82 x 1.37
14	W1	Window	2.44 x 1.37
15	W2	Window	2.21 x 1.37
16	W3	Window	2.15 x 1.37
17	W4	Window	2.10 x 1.37
18	W5	Window	1.83 x 1.37
19	W6	Window	1.45 x 1.37
20	W7	Window	1.36 x 1.37
21	W8	Window	1.22 x 1.37
22	W9	Window	1.15 x 1.37
23	W10	Window	1.07 x 1.37
24	W11	Window	0.91 x 1.37
25	W12	Window	0.61 x 1.37
26	V	Ventilation	0.91 x 0.61
27	V1	Ventilation	0.77 x 0.61

Title:
Ground, First, Terrace floor Plan, Elevation and Section

N

Scale - 1:100

Dr. M. BALAJI, M.E., (STRUCT
Reg. No. LPA/SE/SR-V/19/04/037
SAI STRUCTURAL DESIGNS
(A) LUXURY HOUSES, PEELAMEDU
COIMBATORE-641 004.
Cell : 99944-49512
Email : saistructuraldesigns@gmail.com

Registered Structural Engineer

MANIKANDAN ILANGO B ARCH
MCoA No: CA/2006/39059

Architect

VASANT RAJ PROPERTIES INDIA PRIVATE LIMITED
Managing Director

Applicant

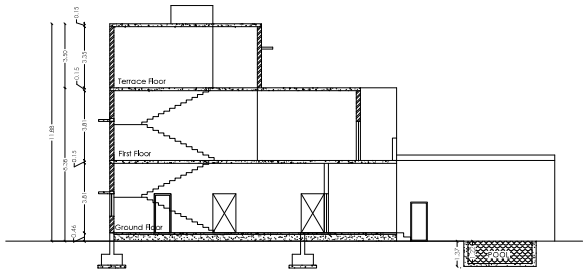

SECTION ON AB

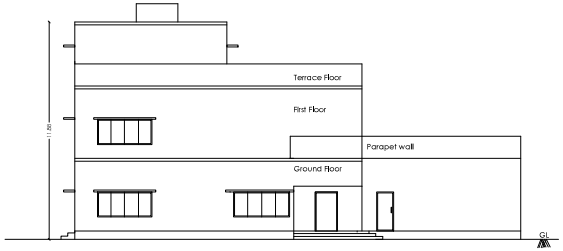

ELEVATION

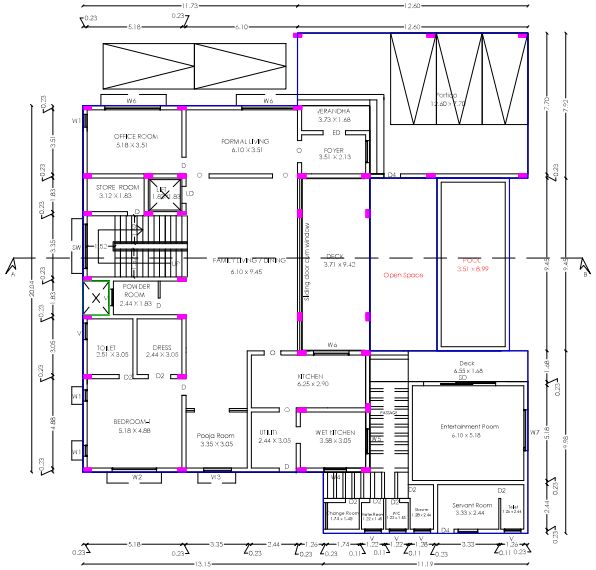

GROUND FLOOR PLAN

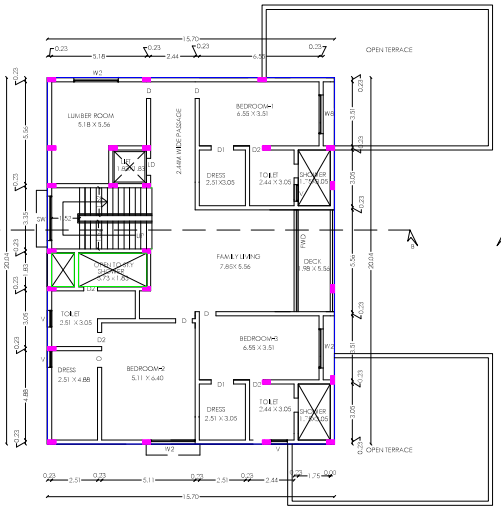

FIRST FLOOR PLAN

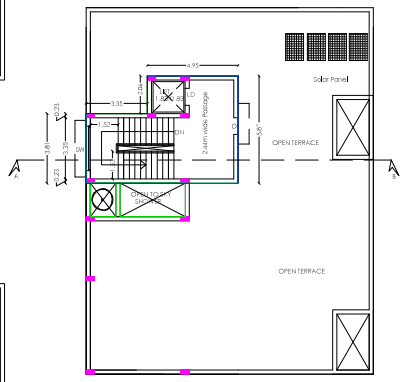

TERRACE FLOOR PLAN

Sheet No. 09/19

Plan Showing the Proposed Construction of "Residential Building" in S.F.No. 390/4B, 390/4A2, 390/4A3, 390/4A4, 390/4A5, 390/4A6, 391/5A, 391/5B, 391/5C, 395/2A, 396/1A1A, 396/1A1B, 396/1B, 396/2A, 396/2B, 396/1C, 396/2C, 396/4A, 397/2A1, 397/2B1, 397/2B2, 397/2A2A, 397/2B3A,397/2A2B, 397/2A3D, 397/2B3B, 397/2B4A, 397/2C1, 397/2C2A, 397/2A3C, 397/2A3A, 397/2A3B, 397/2B4B, 398/2, 398/3A at Kalapatti Village (West), Coimbatore North Taluk,Coimbatore District and Corporation- East Zone (Kalapatti DD Plan - 18)

BLOCK - 100

Building Area Details in Sq.mt

Floor	Built Up Area	Non FSI Area	FSI Area
Ground	531.03	2.65	528.38
First	310.20	9.11	301.09
Terrace	41.84	0.00	41.84
Total	**883.07**	**11.76**	**871.31**

Joinery Details

S.No	Symbol	Description	Size in Meter
1	ED	Entrance Door	1.22 x 2.13
2	D	Door	0.99 x 2.13
3	D1	Lift Door	1.22 x 2.13
4	D2	Door	0.76 x 2.13
5	D3	Door	3.95 x 2.13
6	D4	Door	0.91 x 2.13
7	LD	Door	0.91 x 2.13
8	O	Opening	1.22 x 2.13
9	W1	Window	0.70 x 1.37
10	W2	Window	2.44 x 1.37
11	W3	Window	1.52 x 1.37
12	W4	Window	1.22 x 1.37
13	W5	Window	1.36 x 1.37
14	W6	Window	3.05 x 1.37
15	W7	Window	2.23 x 1.37
16	W8	Window	2.12 x 1.37
17	SW	Staircase Window	2.44 x 1.37
18	V1	Ventilation	0.91 x 0.61

Title:
Ground, First, Terrace Floor Plan, Elevation and Section

N

Scale - 1:100

Er. M. BALAJI, M.E., (STRUCT)
Reg. No. E-1/2005/CoA-1999/2007
SKI STRUCTURAL DESIGNS
Ph: 0422-2433333, 2433999
Cell : 99944-44919
Email : balaji.skistructural@gmail.com

Registered Structural Engineer

MANIKANDAN ILANGO B ARCH
MCoA No: CA/2006/39059

Architect

Managing Director

Applicant

Plan Showing the Proposed Construction of "Residential Building" in S.F.No. 390/4B, 390/4A2, 390/4A3, 390/4A4, 390/4A5, 390/4A6, 391/5A, 391/5B, 391/5C, 395/2A, 396/1A1A, 396/1A1B, 396/1B, 396/2A, 396/2B, 396/1C, 396/2C, 396/4A, 397/2A1, 397/2B1, 397/2B2, 397/2A2A, 397/2B3A,397/2A2B, 397/2A3D, 397/2B3B, 397/2B4A, 397/2C1, 397/2C2A, 397/2A3C, 397/2A3A, 397/2A3B, 397/2B4B, 398/2, 398/3A at Kalapatti Village (West), Coimbatore North Taluk,Coimbatore District and Corporation- East Zone (Kalapatti DD Plan - 18)

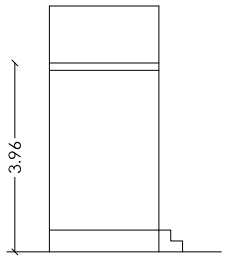

ELEVATION

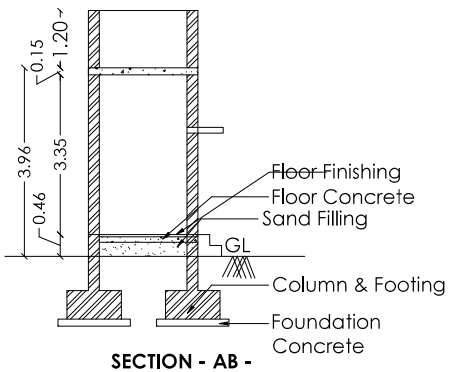

SECTION - AB -

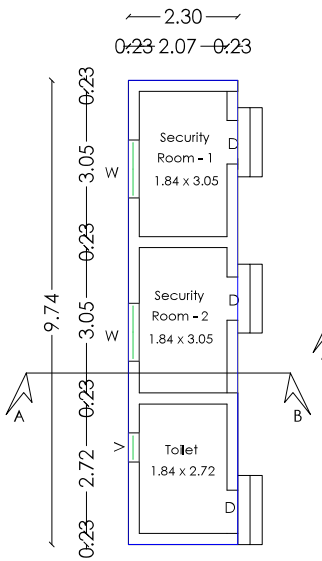

GROUND FLOOR PLAN

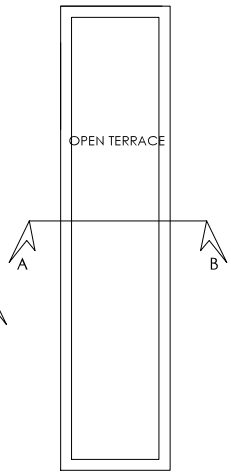

TERRACE FLOOR PLAN

BLOCK - 38

Building Area Details in Sq.mt

Floor	Built Up Area	Non FSI Area	FSI Area
Ground	22.40	0.00	22.40
Total	**22.40**	**0.00**	**22.40**

Joinery Details

S.No	Symbol	Description	Size in Meter
1	D	Door	0.99 x 2.13
2	W	Window	1.22 x 1.37
3	V	Ventilation	0.91 x 0.61

Title:

Ground, Terrace Floor Plan, Elevation and Section

N

Scale - 1:100

Dr. M. BALAJI, M.E., (STRUCT
Reg. No. LPA/SE/GR-1/19/04/037
SAI STRUCTURAL DESIGNS
55, KALLURI NAGAR, PEELAMEDU,
COIMBATORE-641 004.
Cell : 98944-44949
Email : saistructuraldesigns@gmail.com.

Registered Structural Engineer

For RADIANT REAL PROPERTIES INDIA PRIVATE LIMITED
Managing Director

Applicant

MANIKANDAN ILANGO B ARCH
MCoA No: CA/2006/39059

Architect

Sheet No. 07/19

Plan Showing the Proposed Construction of "Residential Building" in S.F.No. 390/4B, 390/4A2, 390/4A3, 390/4A4, 390/4A5, 390/4A6, 391/5A, 391/5B, 391/5C, 395/2A, 396/1A1A, 396/1A1B, 396/1B, 396/2A, 396/2B, 396/1C, 396/2C, 396/4A, 397/2A1, 397/2B1, 397/2B2, 397/2A2A, 397/2B3A,397/2A2B, 397/2A3D, 397/2B3B, 397/2B4A, 397/2C1, 397/2C2A, 397/2A3C, 397/2A3A, 397/2A3B, 397/2B4B, 398/2, 398/3A at Kalapatti Village (West), Coimbatore North Taluk,Coimbatore District and Corporation- East Zone (Kalapatti DD Plan - 18)

BLOCK - 37

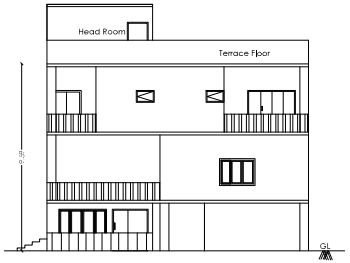

ELEVATION

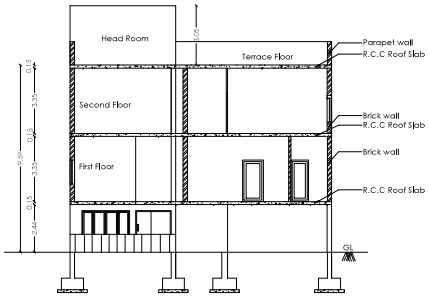

SECTION ON AB

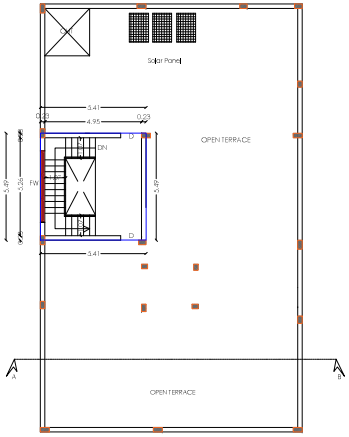

TERRACE FLOOR PLAN

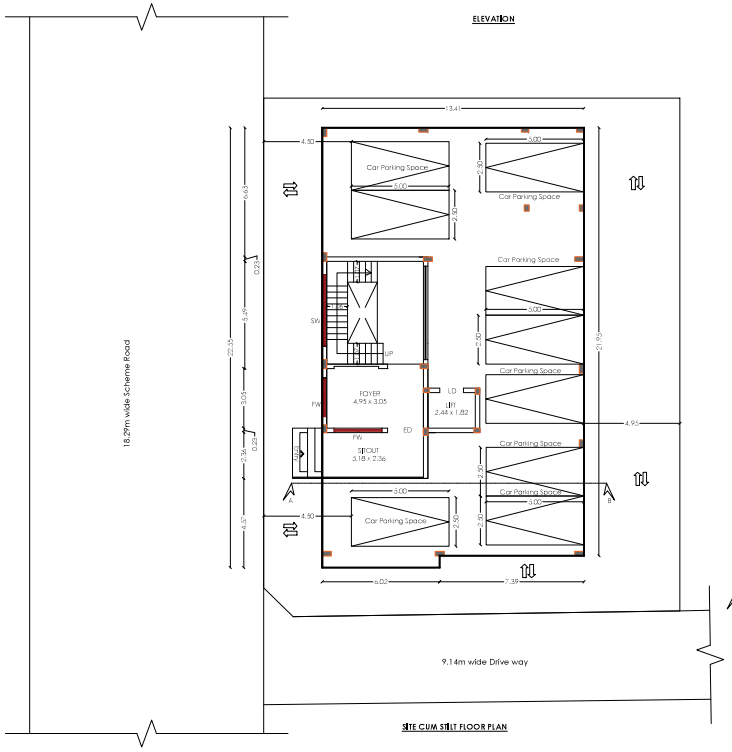

SITE CUM STILT FLOOR PLAN

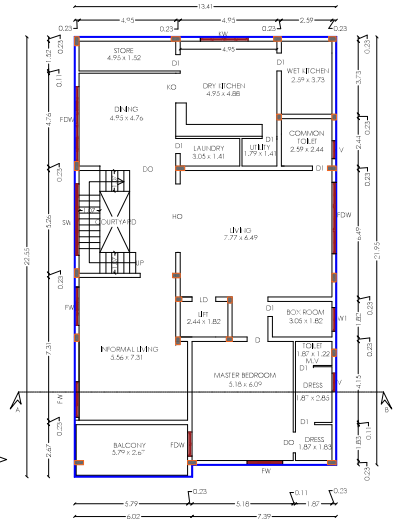

FIRST FLOOR PLAN

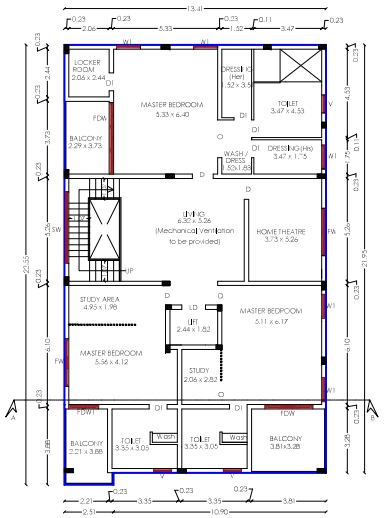

SECOND FLOOR PLAN

Building Area Details in Sq.mt

Floor	Built Up Area	Non FSI Area	FSI Area
Stilt	297.96	266.21	31.75
First	297.96	0.00	297.96
Second	295.84	0.00	295.84
Terrace	29.70	0.00	29.70
Total	**921.46**	**266.21**	**655.25**

Joinery Details

S.No	Symbol	Description	Size in Meter
1	ED	Entrance Door	1.83 x 2.13
2	D4	Door	1.07 x 2.13
3	D1	Door	0.76 x 2.13
4	TD2	Door	0.76 x 2.13
5	LD	Lift Door	0.91 x 2.13
6	HO	Opening	3.51 x 2.13
7	KO	Opening	1.52 x 2.13
8	DO	Opening	2.37 x 2.13
9	FDW	French window	3.66 x 2.13
10	FDW1	French window	1.52 x 2.13
11	W	Window	4.80 x 1.37
12	W1	Window	1.22 x 1.37
13	FW	French window	2.44 x 1.37
14	SW	Staircase window	3.66 x 1.37
15	GW	Glazed Window	7.49 x 1.37
16	V1	Ventilation	0.91 x 0.61

Title:
Stilt, First, Second, Terrace Floor Plan, Elevation and Section

N

Scale - 1:100

Er. M. BALAJI, M.E., (STRUCT)
Reg. No. CA/2003/-070/04/07
BAI STRUCTURAL DESIGNS
95, LOCKER BANGLO, PEELAMEDU,
COIMBATORE-641 004.
Cell : 99944-44949
Email : balajiaicte@rediffmail.com.

Registered Structural Engineer

MANIKANDAN ILANGO B ARCH
MCoA No: CA/2006/39059

Architect

SHANTHI GOLD TOWERS INDIA PRIVATE LIMITED
Managing Director

Applicant

Sheet No. 06/19

Plan Showing the Proposed Construction of "Residential Building" in S.F.No. 390/4B, 390/4A2, 390/4A3, 390/4A4, 390/4A5, 390/4A6, 391/5A, 391/5B, 391/5C, 395/2A, 396/1A1A, 396/1A1B, 396/1B, 396/2A, 396/2B, 396/1C, 396/2C, 396/4A, 397/2A1, 397/2B1, 397/2B2, 397/2A2A, 397/2B3A,397/2A2B, 397/2A3D, 397/2B3B, 397/2B4A, 397/2C1, 397/2C2A, 397/2A3C, 397/2A3A, 397/2A3B, 397/2B4B, 398/2, 398/3A at Kalapatti Village (West), Coimbatore North Taluk,Coimbatore District and Corporation- East Zone (Kalapatti DD Plan - 18)

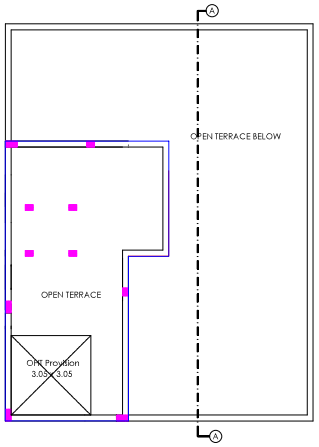

TERRACE FLOOR PLAN

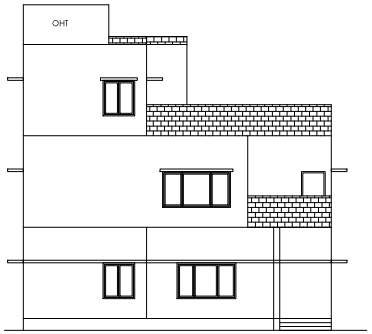

ELEVATION

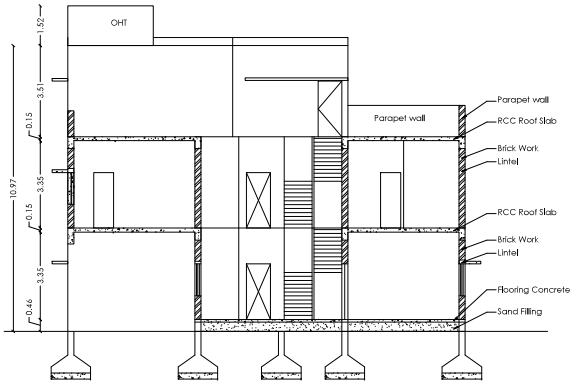

SECTION-AA

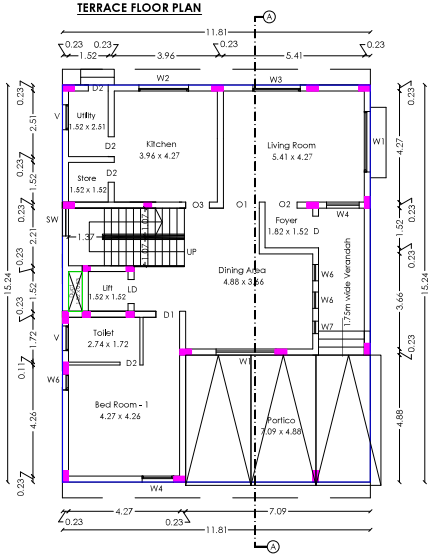

GROUND FLOOR PLAN

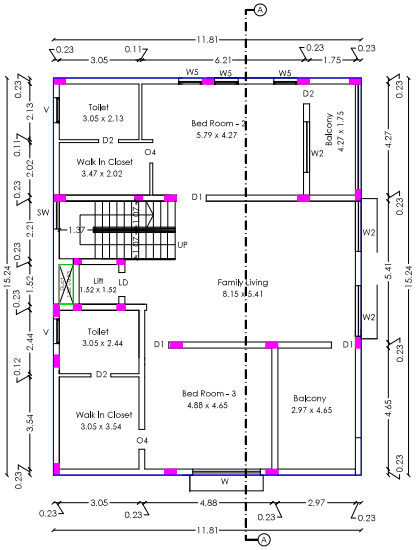

FIRST FLOOR PLAN

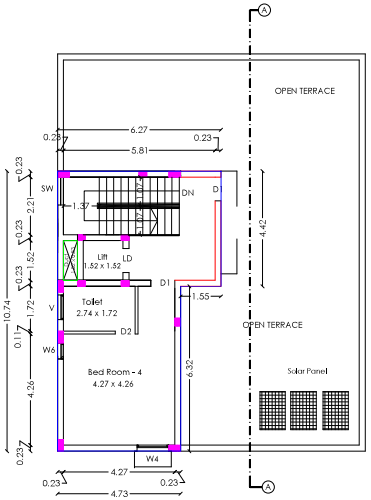

SECOND FLOOR PLAN

BLOCK - 33, 34 & 36

Building Area Details in Sq.mt

Floor	Built Up Area	Non FSI Area	FSI Area
Ground	180.00	0.81	179.19
First	180.00	0.81	179.19
Second	50.77	0.81	49.96
Total	**410.77**	**2.42**	**408.35**

Joinery Details

S.No	Symbol	Description	Size in Meter
1	D	Door	1.22 x 2.13
2	D1	Door	0.91 x 2.13
3	D2	Door	0.76 x 2.13
4	LD	Lift Door	0.91 x 2.13
5	O1	Opening	1.38 x 2.13
6	O2	Opening	1.22 x 2.13
7	O3	Opening	0.91 x 2.13
8	O4	Opening	0.76 x 2.13
8	W	Window	2.60 x 1.22
9	W1	Window	2.32 x 1.22
10	W2	Window	1.90 x 1.37
11	W3	Window	1.82 x 1.22
12	W4	Window	1.21 x 1.37
13	W5	Window	0.91 x 1.22
14	W6	Window	0.61 x 1.22
15	W7	Window	0.48 x 1.22
16	SW	Staircase Window	1.07 x 1.22
17	V	Ventilation	0.91 x 0.61

Title:
Ground, First, Second, Terrace floor Plan, Elevation and Section

N

Scale - 1:100

Dr. M. BALAJI, M.E., (STRUCT)
Reg. No. LPA/SE/GR-1/19/04/037
SAI STRUCTURAL DESIGNS
99, GANDHI NAGAR, PEELAMEDU,
COIMBATORE-641 004.
Cell : 98944-44919
Email : saistructural@gmail.com.

Registered Structural Engineer

MANIKANDAN ILANGO B ARCH
MCoA No: CA/2006/39059

Architect

Managing Director

Applicant

Sheet No. 05/19

Plan Showing the Proposed Construction of "Residential Building" in S.F.No. 390/4B, 390/4A2, 390/4A3, 390/4A4, 390/4A5, 390/4A6, 391/5A, 391/5B, 391/5C, 395/2A, 396/1A1A, 396/1A1B, 396/1B, 396/2A, 396/2B, 396/1C, 396/2C, 396/4A, 397/2A1, 397/2B1, 397/2B2, 397/2A2A, 397/2B3A,397/2A2B, 397/2A3D, 397/2B3B, 397/2B4A, 397/2C1, 397/2C2A, 397/2A3C, 397/2A3A, 397/2A3B, 397/2B4B, 398/2, 398/3A at Kalapatti Village (West), Coimbatore North Taluk,Coimbatore District and Corporation- East Zone (Kalapatti DD Plan - 18)

BLOCK - 27

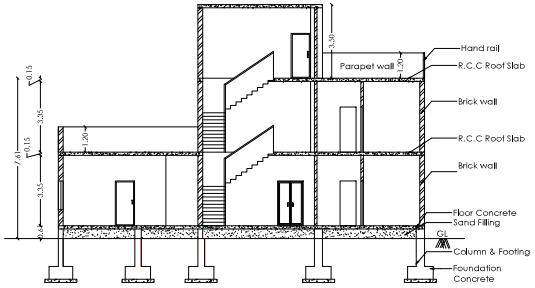

SECTION ON AB

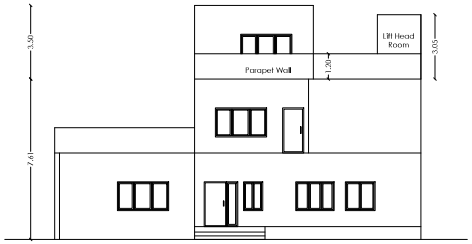

ELEVATION

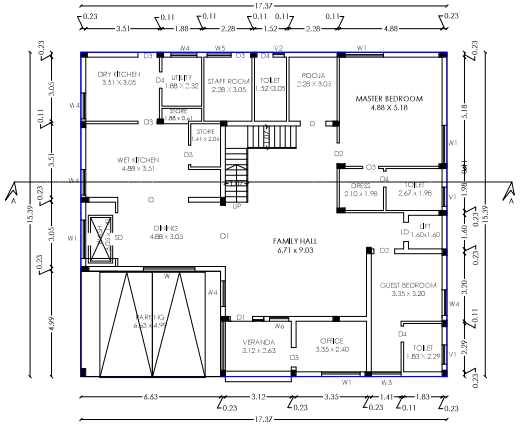

GROUND FLOOR PLAN

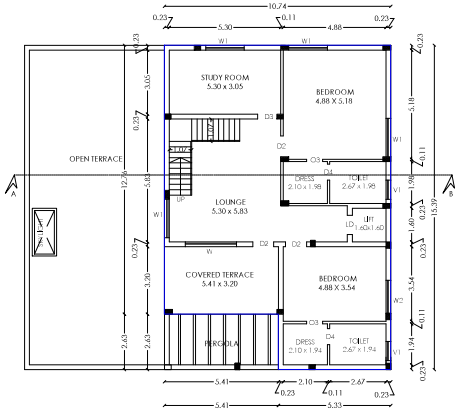

FIRST FLOOR PLAN

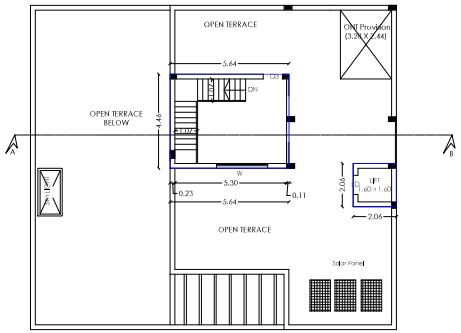

TERRACE FLOOR PLAN

Building Area Details in Sq.mt

Floor	Built Up Area	Non FSI Area	FSI Area
Ground	267.42	0.00	267.42
First	151.16	0.00	151.16
Terrace	29.36	0.00	29.36
Total	**447.94**	**0.00**	**447.94**

Joinery Details

S.No	Symbol	Description	Size in Meter
1	D	Door	1.22 x 2.13
2	D1	Door	1.07 x 2.13
3	D2	Door	0.99 x 2.13
4	D3	Door	0.91 x 2.13
5	D4	Door	0.76 x 2.13
6	LD	Lift Door	0.91 x 2.13
7	SD	Sliding Door	2.18 x 2.13
8	O	Opening	3.35 x 2.13
9	O1	Opening	2.90 x 2.13
10	O2	Opening	1.64 x 2.13
11	O3	Opening	0.76 x 2.13
12	W	Window	2.44 x 1.37
13	W1	Window	1.83 x 1.37
14	W2	Window	1.56 x 1.37
15	W3	Glazed Window	1.41 x 1.37
16	W4	Kitchen Window	1.22 x 1.37
17	W5	Window	1.15 x 1.37
18	W6	Window	0.91 x 1.37
19	V1	Ventilation	0.91 x 0.61
20	V2	Ventilation	0.53 x 0.61

Title:
Ground, First, Terrace floor Plan, Elevation and Section

N

Scale - 1:100

Dr. M. BALAJI, M.E. (STRUCT)
Reg. No. LR/S/2/28/1/1999/027
SAI STRUCTURAL DESIGNS
99, LOUDRI NAGAR, PEELAMEDU,
COIMBATORE-641 004.
Cell : 99944-44919
Email : saistructuraldesigns@gmail.com

Registered Structural Engineer

MANIKANDAN ILANGO B ARCH
MCoA No: CA/2006/39059

Architect

Managing Director

Applicant

Sheet No. 04/19

Plan Showing the Proposed Construction of "Residential Building" in S.F.No. 390/4B, 390/4A2, 390/4A3, 390/4A4, 390/4A5, 390/4A6, 391/5A, 391/5B, 391/5C, 395/2A, 396/1A1A, 396/1A1B, 396/1B, 396/2A, 396/2B, 396/1C, 396/2C, 396/4A, 397/2A1, 397/2B1, 397/2B2, 397/2A2A, 397/2B3A,397/2A2B, 397/2A3D, 397/2B3B, 397/2B4A, 397/2C1, 397/2C2A, 397/2A3C, 397/2A3A, 397/2A3B, 397/2B4B, 398/2, 398/3A at Kalapatti Village (West), Coimbatore North Taluk,Coimbatore District and Corporation- East Zone (Kalapatti DD Plan - 18)

BLOCK - 23, 24, 25, 28, 29, 30, 31 & 32

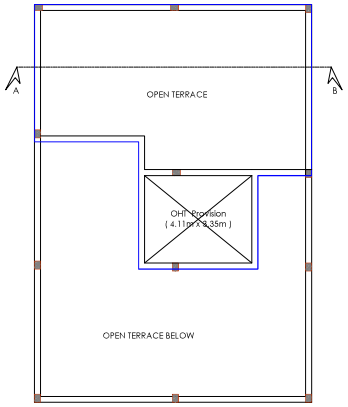

TERRACE FLOOR PLAN

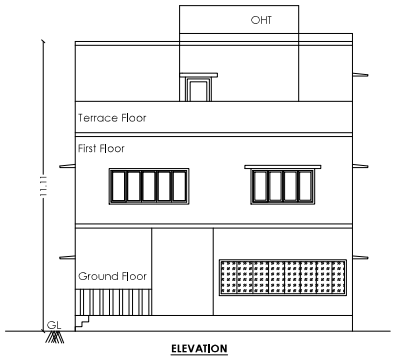

ELEVATION

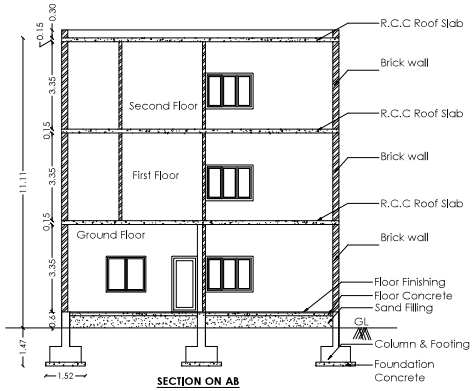

SECTION ON AB

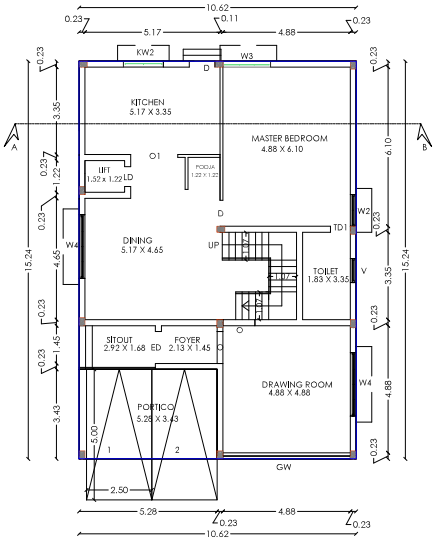

GROUND FLOOR PLAN

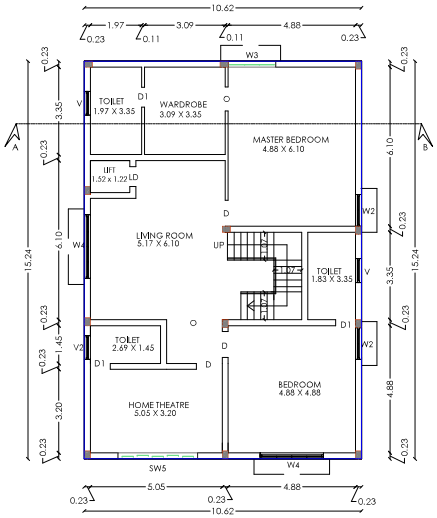

FIRST FLOOR PLAN

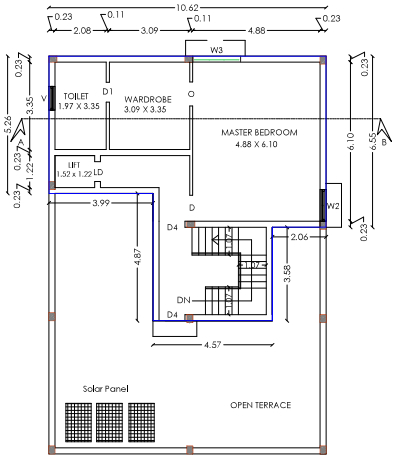

SECOND FLOOR PLAN

Building Area Details in Sq.mt

Floor	Built Up Area	Non FSI Area	FSI Area
Ground	161.81	0.00	161.81
First	161.81	0.00	161.81
Second	80.79	0.00	80.79
Total	**404.41**	**0.00**	**404.41**

Joinery Details

S.No	Symbol	Description	Size in Meter
1	ED	Entrance Door	1.22 x 2.13
2	D	Door	0.99 x 2.13
3	D1	Door	0.76 x 2.13
4	LD	Lift Door	0.91 x 2.13
5	O	Opening	1.22 x 2.13
6	O1	Opening	1.80 x 2.13
7	W2	Window	1.22 x 1.37
8	W3	Window	1.83 x 1.37
9	W4	Window	2.44 x 1.37
10	GW	Glazed Window	4.88 x 1.37
11	KW2	Kitchen Window	1.52 x 1.37
12	SW5	Staircase Window	3.05 x 1.37
13	V	Ventilation	0.91 x 0.61

Title:
Ground, First, Second, Terrace floor Plan, Elevation and Section

N

Scale - 1:100

Er. M. BALAJI, M.E. (STRUCT
Reg. No. LPA/SE/GR-1/19/04/037
SAI STRUCTURAL DESIGNS
Registered Structural Engineer

MANIKANDAN ILANGO B ARCH
MCoA No: CA/2006/39059
Architect

Managing Director
Applicant

Sheet No. 03/19

Plan Showing the Proposed Construction of "Residential Building" in S.F.No. 390/4B, 390/4A2, 390/4A3, 390/4A4, 390/4A5, 390/4A6, 391/5A, 391/5B, 391/5C, 395/2A, 396/1A1A, 396/1A1B, 396/1B, 396/2A, 396/2B, 396/1C, 396/2C, 396/4A, 397/2A1, 397/2B1, 397/2B2, 397/2A2A, 397/2B3A,397/2A2B, 397/2A3D, 397/2B3B, 397/2B4A, 397/2C1, 397/2C2A, 397/2A3C, 397/2A3A, 397/2A3B, 397/2B4B, 398/2, 398/3A at Kalapatti Village (West), Coimbatore North Taluk,Coimbatore District and Corporation- East Zone (Kalapatti DD Plan - 18)

BLOCK - 11, 12, 14, 15, 16, 18, 19, 20, 21 and 22

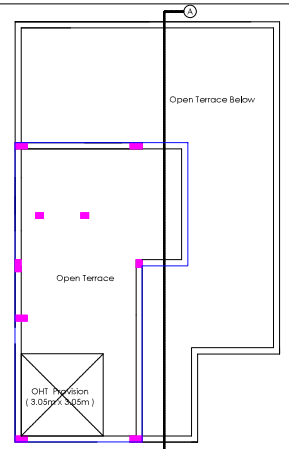

TERRACE FLOOR PLAN

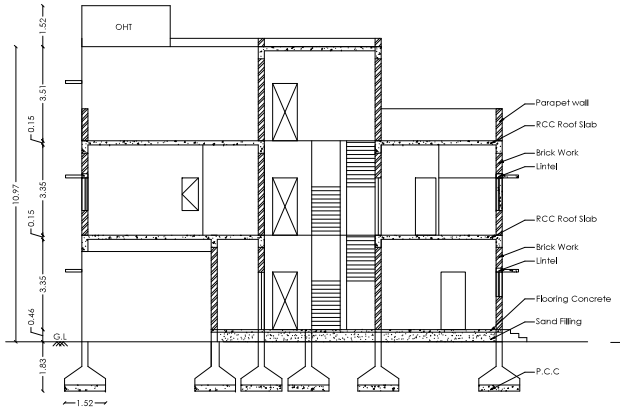

SECTION-AA

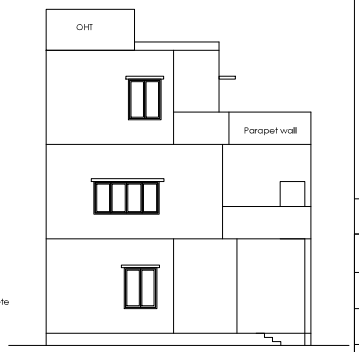

ELEVATION

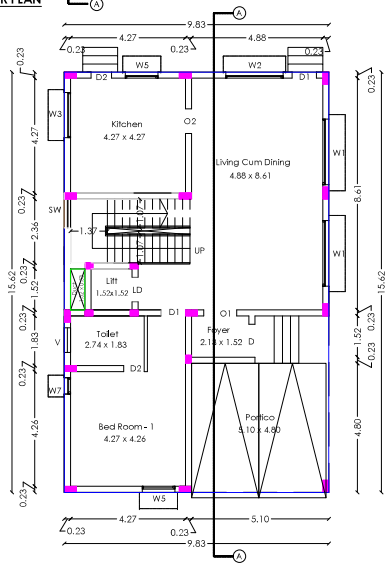

GROUND FLOOR PLAN

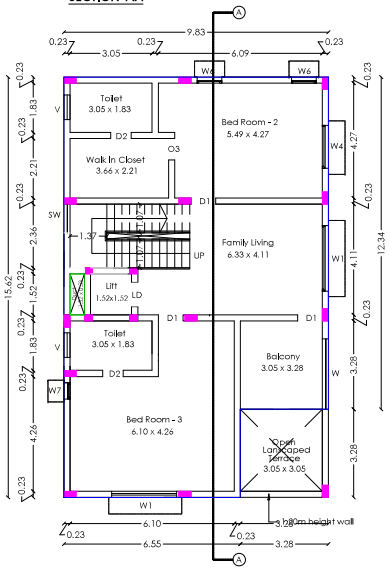

FIRST FLOOR PLAN

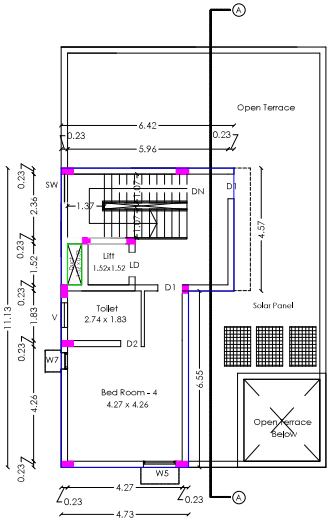

SECOND FLOOR PLAN

Building Area Details in Sq.mt

Floor	Built Up Area	Non FSI Area	FSI Area
Ground	153.55	0.81	152.74
First	142.82	0.81	142.01
Second	60.31	0.81	59.50
Total	**356.68**	**2.42**	**354.26**

Joinery Details

S.No	Symbol	Description	Size in Meter
1	D	Door	1.22 x 2.13
2	D1	Door	0.91 x 2.13
3	D2	Door	0.76 x 2.13
4	LD	Lift Door	0.91 x 2.13
5	O1	Opening	1.22 x 2.13
6	O2	Opening	0.91 x 2.13
7	O3	Opening	0.79 x 2.13
8	W	Window	2.62 x 1.22
9	W1	Window	2.44 x 1.52
10	W2	Window	2.13 x 1.22
11	W3	Window	1.68 x 1.22
12	W4	Window	1.60 x 1.22
13	W5	Window	1.22 x 1.52
14	W6	Window	0.91 x 1.22
15	W7	Window	0.61 x 1.22
16	SW	Staircase Window	1.07 x 1.22
17	V	Ventilation	0.91 x 0.61

Title:
Ground, First, Second, Terrace floor Plan, Elevation and Section

N

Scale - 1:100

Er. M. BALAJI, M.E., (STRUCT
Reg. No. LPA/E/GR-1/19004/07
SAI STRUCTURAL DESIGNS
25, VALLURI NAGAR, PEELAMEDU,
COIMBATORE-641 004.
Cell : 98944-44949
Email : saistructuraldesigns@gmail.com.

Registered Structural Engineer

MANIKANDAN ILANGO B ARCH
MCoA No: CA/2006/39059

Architect

VASANT REAL PROPERTIES INDIA PRIVATE LIMITED
Managing Director

Applicant

Sheet No. 02/19

Plan Showing the Proposed Construction of "Residential Building" in S.F.No. 390/4B, 390/4A2, 390/4A3, 390/4A4, 390/4A5, 390/4A6, 391/5A, 391/5B, 391/5C, 395/2A, 396/1A1A, 396/1A1B, 396/1B, 396/2A, 396/2B, 396/1C, 396/2C, 396/4A, 397/2A1, 397/2B1, 397/2B2, 397/2A2A, 397/2B3A,397/2A2B, 397/2A3D, 397/2B3B, 397/2B4A, 397/2C1, 397/2C2A, 397/2A3C, 397/2A3A, 397/2A3B, 397/2B4B, 398/2, 398/3A at Kalapatti Village (West), Coimbatore North Taluk,Coimbatore District and Corporation- East Zone (Kalapatti DD Plan - 18)

BLOCK - 1, 2, 3, 4, 5, 6, 7, 9 and 10

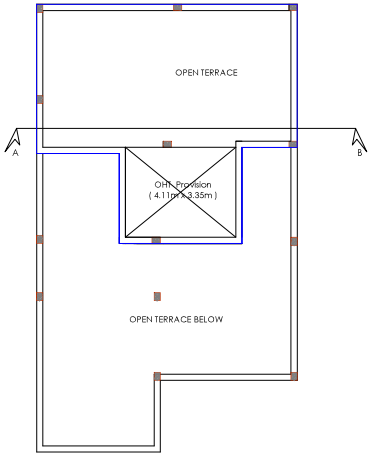

TERRACE FLOOR PLAN

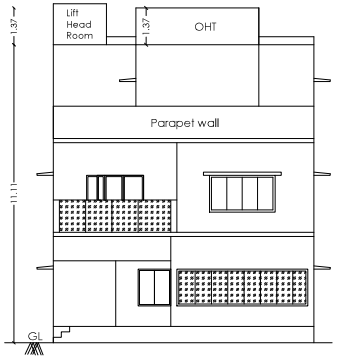

ELEVATION

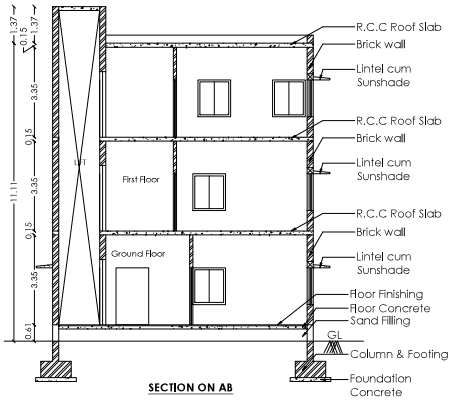

SECTION ON AB

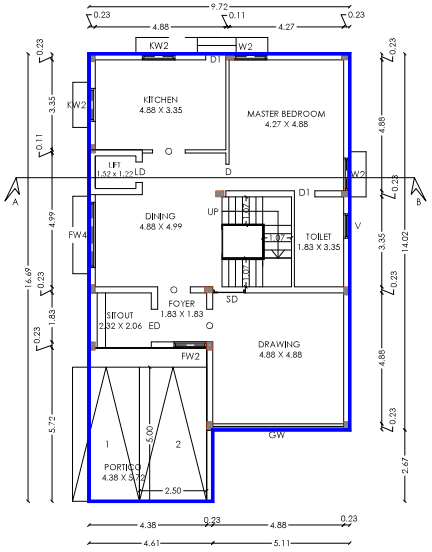

GROUND FLOOR PLAN

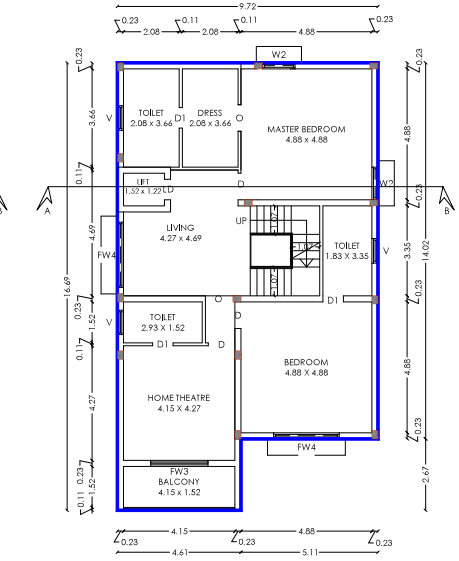

FIRST FLOOR PLAN

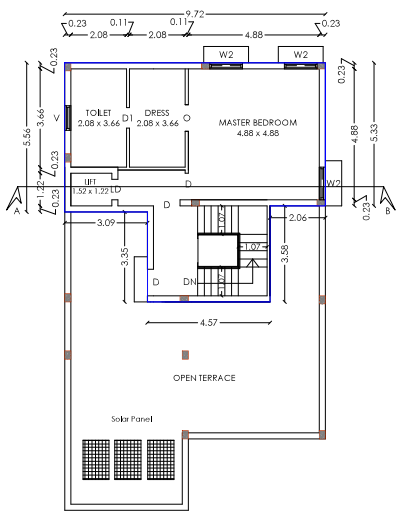

SECOND FLOOR PLAN

Building Area Details in Sq.mt

Floor	Built Up Area	Non FSI Area	FSI Area
Ground	148.51	0.00	148.51
First	148.51	0.00	148.51
Second	68.90	0.00	68.90
Total	**365.92**	**0.00**	**365.92**

Joinery Details

S.No	Symbol	Description	Size in Meter
1	ED	Entrance Door	1.22 x 2.13
2	SD	Sliding Door	0.99 x 2.13
3	D	Door	0.99 x 2.13
4	D1	Door	0.76 x 2.13
5	LD	Lift Door	0.91 x 2.13
6	O	Opening	1.22 x 2.13
7	W2	Window	1.22 x 1.37
8	FW2	French Window	1.22 x 1.37
9	FW3	French Window	2.13 x 2.13
10	FW4	French Window	2.44 x 1.37
11	GW	Glazed Window	4.88 x 1.37
12	KW2	Kitchen Window	1.22 x 1.37
13	V	Ventilation	0.91 x 0.61

Title:
Ground, First, Second, Terrace floor Plan, Elevation and Section

N

Scale - 1:100

Er. M. BALAJI, M.E. (STRUCT
Reg. No LPA/SE/GR-1/19904/07
SAI STRUCTURAL DESIGNS
Ph. (0422)2670664, PEELAMEDU,
COIMBATORE-641 004.
Cell : 98940-14919
Email : saistructuraldesigns@gmail.com.

Registered Structural Engineer

MANIKANDAN ILANGO B ARCH
MCoA No: CA/2006/39059

Architect

Managing Director

Applicant

Plan Showing the Proposed Construction of "Residential Building" in S.F.No. 390/4B, 390/4A2, 390/4A3, 390/4A4, 390/4A5, 390/4A6, 391/5A, 391/5B, 391/5C, 395/2A, 396/1A1A, 396/1A1B, 396/1B, 396/2A, 396/2B, 396/1C, 396/2C, 396/4A, 397/2A1, 397/2B1, 397/2B2, 397/2A2A, 397/2B3A,397/2A2B, 397/2A3D, 397/2B3B, 397/2B4A, 397/2C1, 397/2C2A, 397/2A3C, 397/2A3A, 397/2A3B, 397/2B4B, 398/2, 398/3A at Kalapatti Village (West), Coimbatore North Taluk,Coimbatore District and Corporation- East Zone.

(Kalapatti Detailed Development Plan No - 18)

Sheet No : 01/19

Scale - 1 : 400

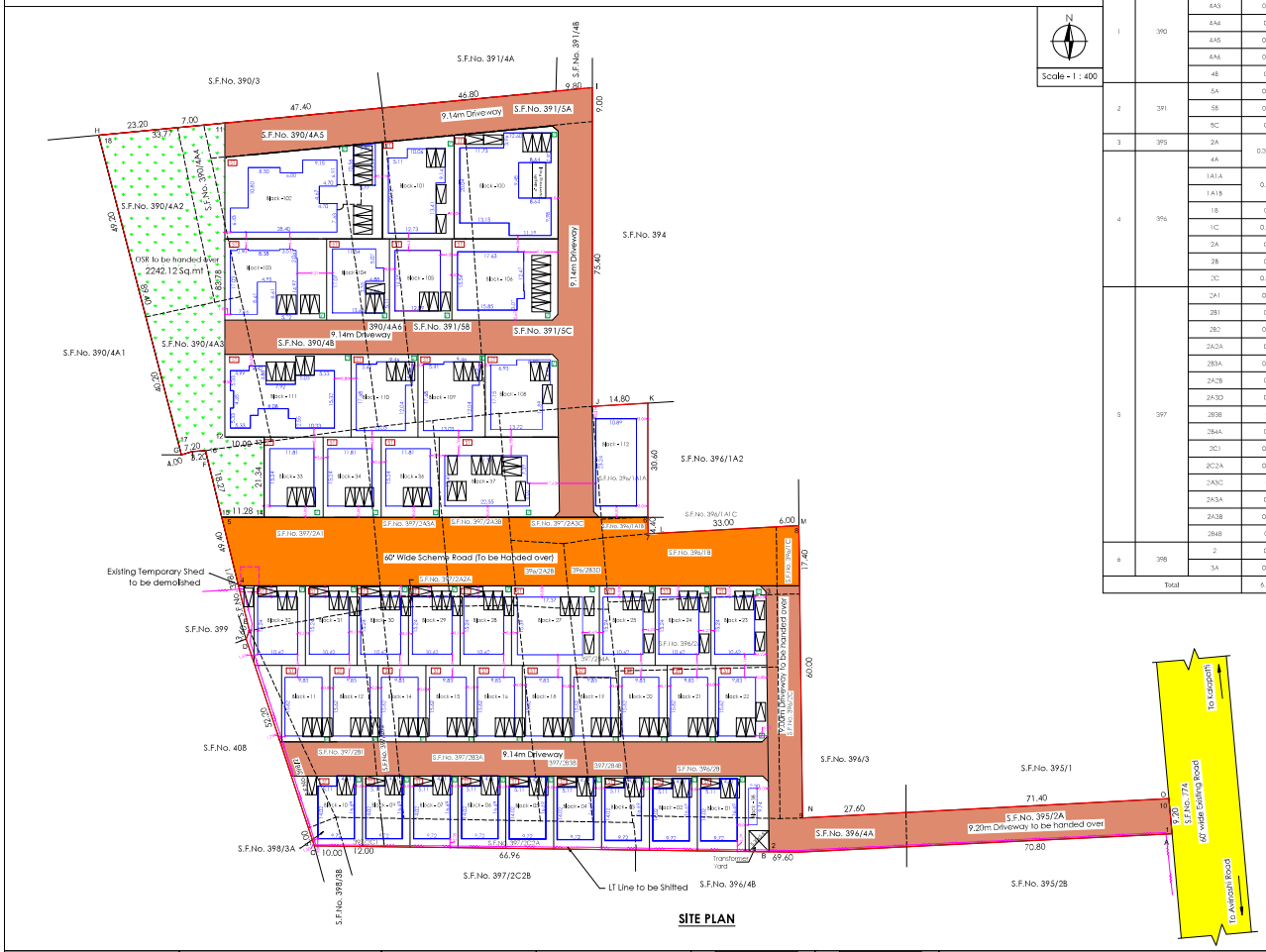

SITE PLAN

Site Area Details In Acres			
S.No	S.No	Sub Division	Area Details In Acres
1	390	4A2	0.255
		4A3	0.255
		4A4	0.08
		4A5	0.105
		4A6	0.285
		4B	0.59
2	391	5A	0.105
		5B	0.305
		5C	0.59
3	395	2A	0.306800
4	396	4A	
		1A1A	0.1125
		1A1B	
		1B	0.19
		1C	0.0225
		2A	0.19
		2B	0.36
		2C	0.0925
5	397	2A1	0.485
		2B1	0.26
		2B2	0.095
		2A2A	0.02
		2B3A	0.505
		2A2B	0.06
		2A3D	0.04
		2B3B	0.2
		2B4A	0.05
		2C1	0.035
		2C2A	0.125
		2A3C	0.2
		2A3A	0.22
		2A3B	0.245
		2B4B	0.11
6	398	2	0.10
		3A	0.015
Total			6.6113

Building Area Details In Sq.mt											
Block No	Block Name	Floor	Built Up Area	Non FSI Area	FSI Area	Block No	Block Name	Floor	Built Up Area	Non FSI Area	FSI Area
1	Block - 1	Ground	148.51	0.00	148.51	24	Block - 28	Ground	161.81	0.00	161.81
		First	148.51	0.00	148.51			First	161.81	0.00	161.81
		Second	68.90	0.00	68.90			Second	80.79	0.00	80.79
2	Block - 2	Ground	148.51	0.00	148.51	25	Block - 29	Ground	161.81	0.00	161.81
		First	148.51	0.00	148.51			First	161.81	0.00	161.81
		Second	68.90	0.00	68.90			Second	80.79	0.00	80.79
3	Block - 3	Ground	148.51	0.00	148.51	26	Block - 30	Ground	161.81	0.00	161.81
		First	148.51	0.00	148.51			First	161.81	0.00	161.81
		Second	68.90	0.00	68.90			Second	80.79	0.00	80.79
4	Block - 4	Ground	148.51	0.00	148.51	27	Block - 31	Ground	161.81	0.00	161.81
		First	148.51	0.00	148.51			First	161.81	0.00	161.81
		Second	68.90	0.00	68.90			Second	80.79	0.00	80.79
5	Block - 5	Ground	148.51	0.00	148.51	28	Block - 32	Ground	161.81	0.00	161.81
		First	148.51	0.00	148.51			First	161.81	0.00	161.81
		Second	68.90	0.00	68.90			Second	80.79	0.00	80.79
6	Block - 6	Ground	148.51	0.00	148.51	29	Block - 33	Ground	180.00	0.81	179.19
		First	148.51	0.00	148.51			First	180.00	0.81	179.19
		Second	68.90	0.00	68.90			Second	50.77	0.81	49.96
7	Block - 7	Ground	148.51	0.00	148.51	30	Block - 34	Ground	180.00	0.81	179.19
		First	148.51	0.00	148.51			First	180.00	0.81	179.19
		Second	68.90	0.00	68.90			Second	50.77	0.81	49.96
8	Block - 9	Ground	148.51	0.00	148.51	31	Block - 36	Ground	180.00	0.81	179.19
		First	148.51	0.00	148.51			First	180.00	0.81	179.19
		Second	68.90	0.00	68.90			Second	50.77	0.81	49.96
9	Block - 10	Ground	148.51	0.00	148.51	32	Block - 37	Stilt	297.96	266.21	31.75
		First	148.51	0.00	148.51			First	297.96	0.00	297.96
		Second	68.90	0.00	68.90			Second	295.84	0.00	295.84
10	Block - 11	Ground	153.55	0.81	152.74			Terrace	29.70	0.00	29.70
		First	142.82	0.81	142.01	33	Block - 38	Ground	22.40	0.00	22.40
		Second	60.31	0.81	59.50			Ground	531.03	2.65	528.38
11	Block - 12	Ground	153.55	0.81	152.74	34	Block - 100	First	310.20	9.11	301.09
		First	142.82	0.81	142.01			Terrace	41.84	0.00	41.84
		Second	60.31	0.81	59.50			Ground	296.91	2.51	294.40
12	Block - 14	Ground	153.55	0.81	152.74	35	Block - 101	First	219.04	8.55	210.49
		First	142.82	0.81	142.01			Terrace	30.59	30.59	0.00
		Second	60.31	0.81	59.50	36	Block - 102	Ground	488.17	0.00	488.17
13	Block - 15	Ground	153.55	0.81	152.74			First	506.19	35.54	270.65
		First	142.82	0.81	142.01			Ground	262.83	0.00	262.83
		Second	60.31	0.81	59.50	37	Block - 103	First	226.33	0.00	226.33
14	Block - 16	Ground	153.55	0.81	152.74			Terrace	23.70	23.70	0.00
		First	142.82	0.81	142.01			Ground	206.32	0.00	206.32
		Second	60.31	0.81	59.50	38	Block - 104	First	184.03	0.00	184.03
15	Block - 18	Ground	153.55	0.81	152.74			Terrace	14.23	14.23	0.00
		First	142.82	0.81	142.01	39	Block - 105	Ground	195.31	0.00	195.31
		Second	60.31	0.81	59.50			First	145.08	19.18	125.90
16	Block - 19	Ground	153.55	0.81	152.74	40	Block - 106	Ground	268.90	0.00	268.90
		First	142.82	0.81	142.01			First	269.73	7.93	261.80
		Second	60.31	0.81	59.50			Terrace	4.31	4.31	0.00
17	Block - 20	Ground	153.55	0.81	152.74	41	Block - 108	Ground	259.30	14.52	244.78
		First	142.82	0.81	142.01			First	198.09	5.27	192.82
		Second	60.31	0.81	59.50			Terrace	31.26	31.26	0.00
18	Block - 21	Ground	153.55	0.81	152.74	42	Block - 109	Ground	246.32	0.61	245.71
		First	142.82	0.81	142.01			First	230.35	0.81	229.54
		Second	60.31	0.81	59.50			Terrace	28.66	28.66	0.00
19	Block - 22	Ground	153.55	0.81	152.74	43	Block - 110	Ground	246.32	0.61	245.71
		First	142.82	0.81	142.01			First	230.35	0.81	229.54
		Second	60.31	0.81	59.50			Terrace	28.66	28.66	0.00
20	Block - 23	Ground	161.81	0.00	161.81	44	Block - 111	Ground	337.82	0.00	337.82
		First	161.81	0.00	161.81			First	340.55	35.67	304.88
		Second	80.79	0.00	80.79			Terrace	26.22	26.22	0.00
21	Block - 24	Ground	161.81	0.00	161.81	45	Block - 112	Semi Basement	153.55	1.74	151.81
		First	161.81	0.00	161.81			Ground	253.08	1.74	251.34
		Second	80.79	0.00	80.79			First	253.08	1.74	251.34
22	Block - 25	Ground	161.81	0.00	161.81			Second	253.08	1.74	251.34
		First	161.81	0.00	161.81			Third	133.29	1.74	131.55
		Second	80.79	0.00	80.79						
23	Block - 27	Ground	267.42	0.00	267.42	TOTAL			19994.59	658.30	19336.29
		First	151.16	0.00	151.16						
		Terrace	29.36	0.00	29.36						

SEPTIC TANK DETAILS

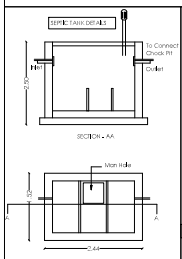

RAIN WATER HARVESTING PIT

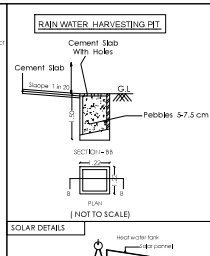

SOLAR DETAILS

FOUNDATION DETAILS

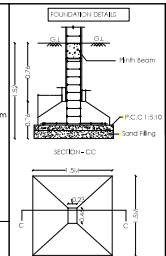

FOUNDATION DETAILS

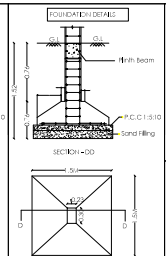

STAIRCASE DETAILS

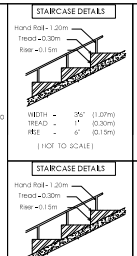

STAIRCASE DETAILS

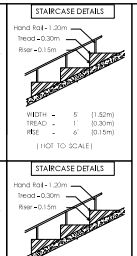

STAIRCASE DETAILS

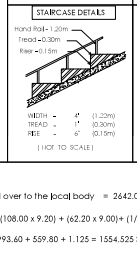

STAIRCASE DETAILS

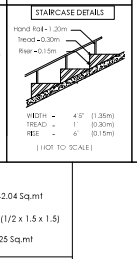

SEWAGE TREATMENT PLANT PLAN

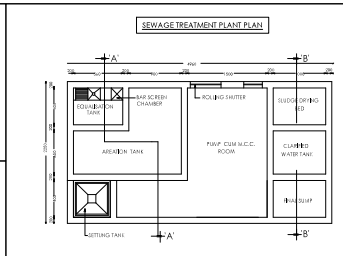

SUMP DETAILS

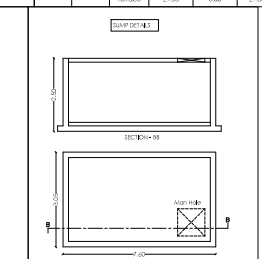

Reference:

- Site Boundary -
- Proposed Building -
- Existing Road -
- Scheme road to be hand over -
- OSR to be hand over -
- Drive way -
- Low Tension Line -

Parking Calculation:

No of car parking required - 157 Nos

No of car parking provided - 157 Nos

Floor Space Index Calculation:

FSI - FSI Area / Site Area as per Site

- 19356.29 / 26633.88

- 0.7268

Road hand over details:

Area of the Scheme road to be handed over to the local body = 2642.04 Sq.mt

Area of the drive way to be handed over to the local body = (108.00 x 9.20) + (62.20 x 9.00)+ (1/2 x 1.5 x 1.5)

= 993.60 + 559.80 + 1.125 = 1554.525 Sq.mt

OSR Area Calculation:

OSR area required - (Site Area - Scheme road area - Drive way area) x 10%

- (26633.88 - 2642.04 - 1554.525) x 10%

- (22437.315) x 10% = 2243.7315 Sq.mt

OSR area Provided - 2244.12 Sq.mt (10.00%)

Registered Structural Engineer

MANIKANDAN ILANGO B ARCH
MCoA No: CA/2006/39059

Architect

Applicant

Signature Not Verified
Signed by Assistant Director
Location:Coimbatore
Date:2024.06.12 14:58:39

Signature valid
Signed by Director
Location: Coimbatore
Date: 2024.06.12 14:58:39