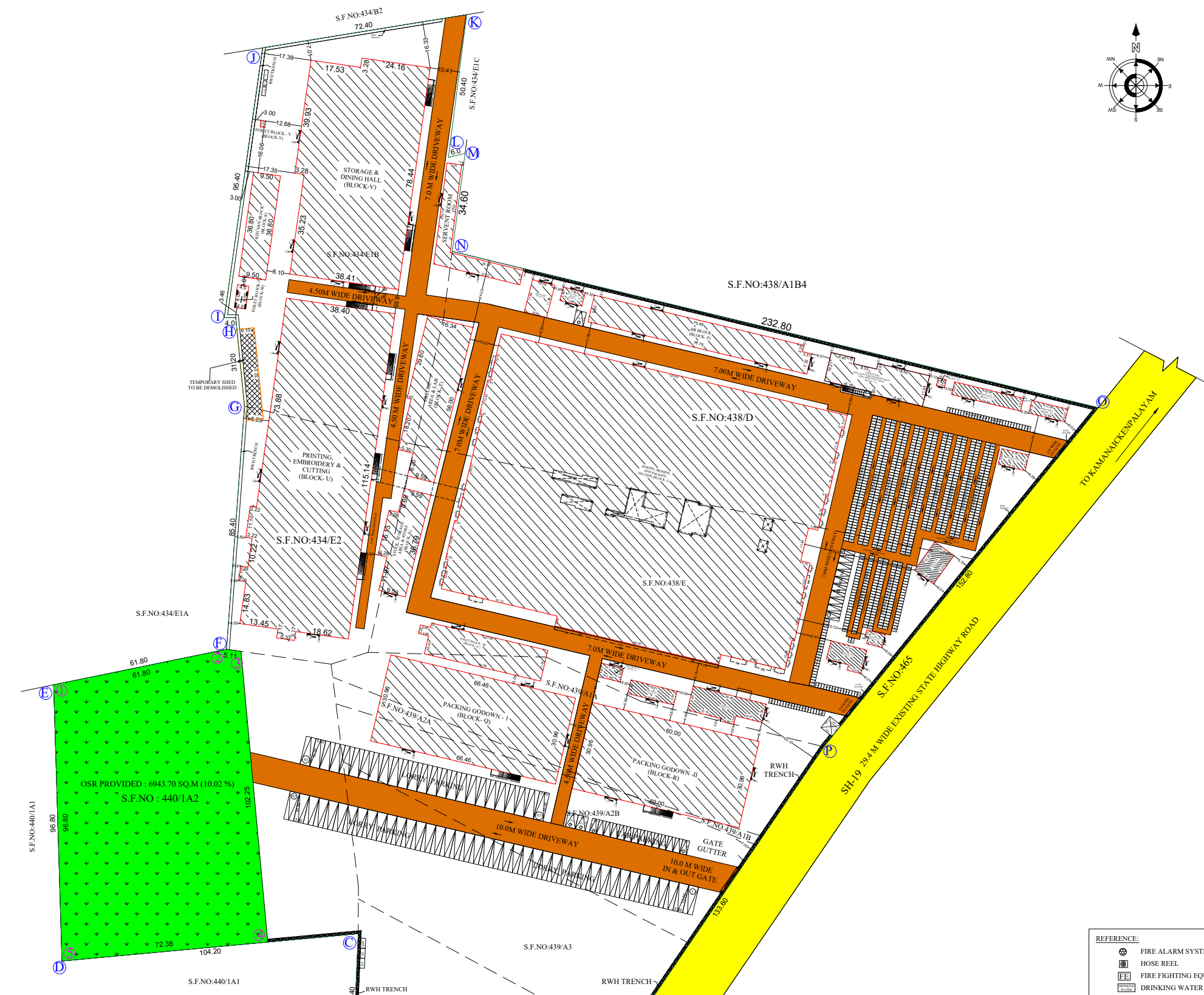
S.F.NO:434/B2
72.40
K
J
17.38
17.53
3.28
24.16
16.33
10.41
50.40
S.F.NO:434/E1C
95.40
3.00
12.68
39.93
STORAGE &
DINING HALL
(BLOCK-V)
78.44
7.0 M WIDE DRIVEWAY
L
M
6.0
34.60
SERVANT ROOM
17.35
9.50
3.28
35.23
36.80
8.10
S.F.NO:434/E1B
38.41
N
4.50M WIDE DRIVEWAY
38.40
I
H
S.F.NO:438/A1B4
232.80
7.00M WIDE DRIVEWAY
TEMPORARY SHED
TO BE DEMOLISHED
G
73.88
PRINTING,
EMBROIDERY &
CUTTING
(BLOCK- U)
115.14
4.50 M WIDE DRIVEWAY
7.0M WIDE DRIVEWAY
S.F.NO:438/D
O
TO KAMANAICKENPALAYAM
S.F.NO:438/E
85.40
S.F.NO:434/E2
10.22
14.83
13.45
18.62
S.F.NO:434/E1A
F
61.80
E
7.0M WIDE DRIVEWAY
S.F.NO:465
SH-19 29.4 M WIDE EXISTING STATE HIGHWAY ROAD
192.80
66.46
S.F.NO.439/A1
PACKING GODOWN - I
(BLOCK- Q)
S.F.NO:439/A2A
66.46
60.00
PACKING GODOWN - II
(BLOCK-R)
RWH
TRENCH
P
OSR PROVIDED : 6943.70 SQ.M (10.02 %)
S.F.NO : 440/1A2
102.25
96.80
S.F.NO:440/1A1
S.F.NO:439/A2B
S.F.NO:439/A1B
GATE
GUTTER
10.0M WIDE DRIVEWAY
10.0 M WIDE
IN & OUT GATE
133.60
72.38
104.20
D
C
S.F.NO:439/A3
RWH TRENCH
S.F.NO:440/1A1
RWH TRENCH
43.40
S.F.NO:439/A4A
N

89.60

B

A

TO SULTANPET

SITE PLAN
SCALE 1:600

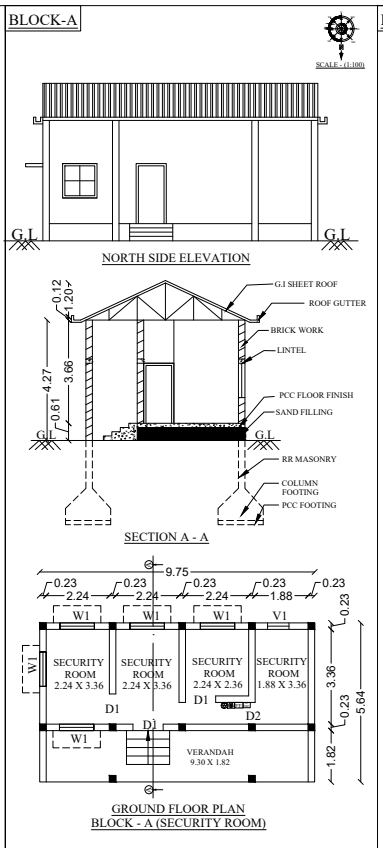
BLOCK-A
SCALE - (1:100)
G.L
NORTH SIDE ELEVATION
G.I SHEET ROOF
ROOF GUTTER
BRICK WORK
LINTEL
PCC FLOOR FINISH
SAND FILLING
RR MASONRY
COLUMN FOOTING
PCC FOOTING
0.12
1.20
4.27
3.66
0.61
SECTION A - A
9.75
0.23
2.24
0.23
2.24
0.23
1.88
W1
V1
SECURITY ROOM 2.24 X 3.36
SECURITY ROOM 2.24 X 3.36
SECURITY ROOM 2.24 X 2.36
SECURITY ROOM 1.88 X 3.36
D1
D2
VERANDAH 9.30 X 1.82
3.36
5.64
1.82
GROUND FLOOR PLAN
BLOCK - A (SECURITY ROOM)

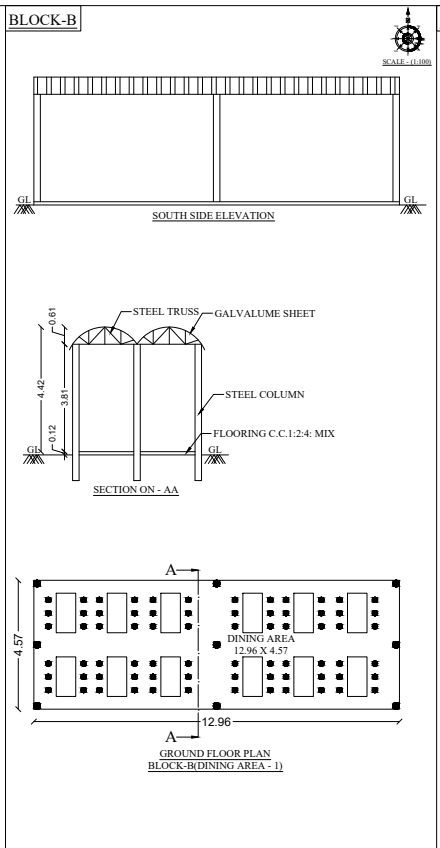
BLOCK-B
SCALE - (1:100)
GL
SOUTH SIDE ELEVATION
STEEL TRUSS
GALVALUME SHEET
STEEL COLUMN
FLOORING C.C.1:2:4: MIX
0.61
4.42
3.81
0.12
SECTION ON - AA
A
DINING AREA
12.96 X 4.57
4.57
12.96
GROUND FLOOR PLAN
BLOCK-B(DINING AREA - 1)

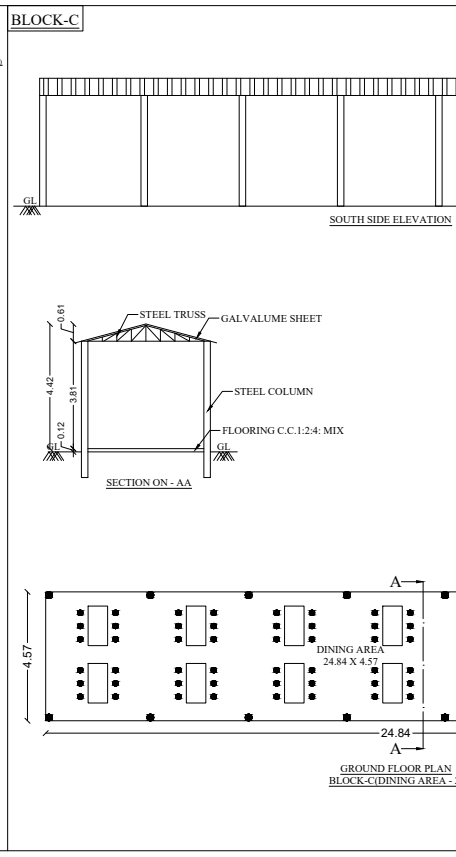
BLOCK-C
GL
SOUTH SIDE ELEVATION
STEEL TRUSS
GALVALUME SHEET
STEEL COLUMN
FLOORING C.C.1:2:4: MIX
0.61
4.42
3.81
0.12
SECTION ON - AA
A
DINING AREA
24.84 X 4.57
4.57
24.84
GROUND FLOOR PLAN
BLOCK-C(DINING AREA -

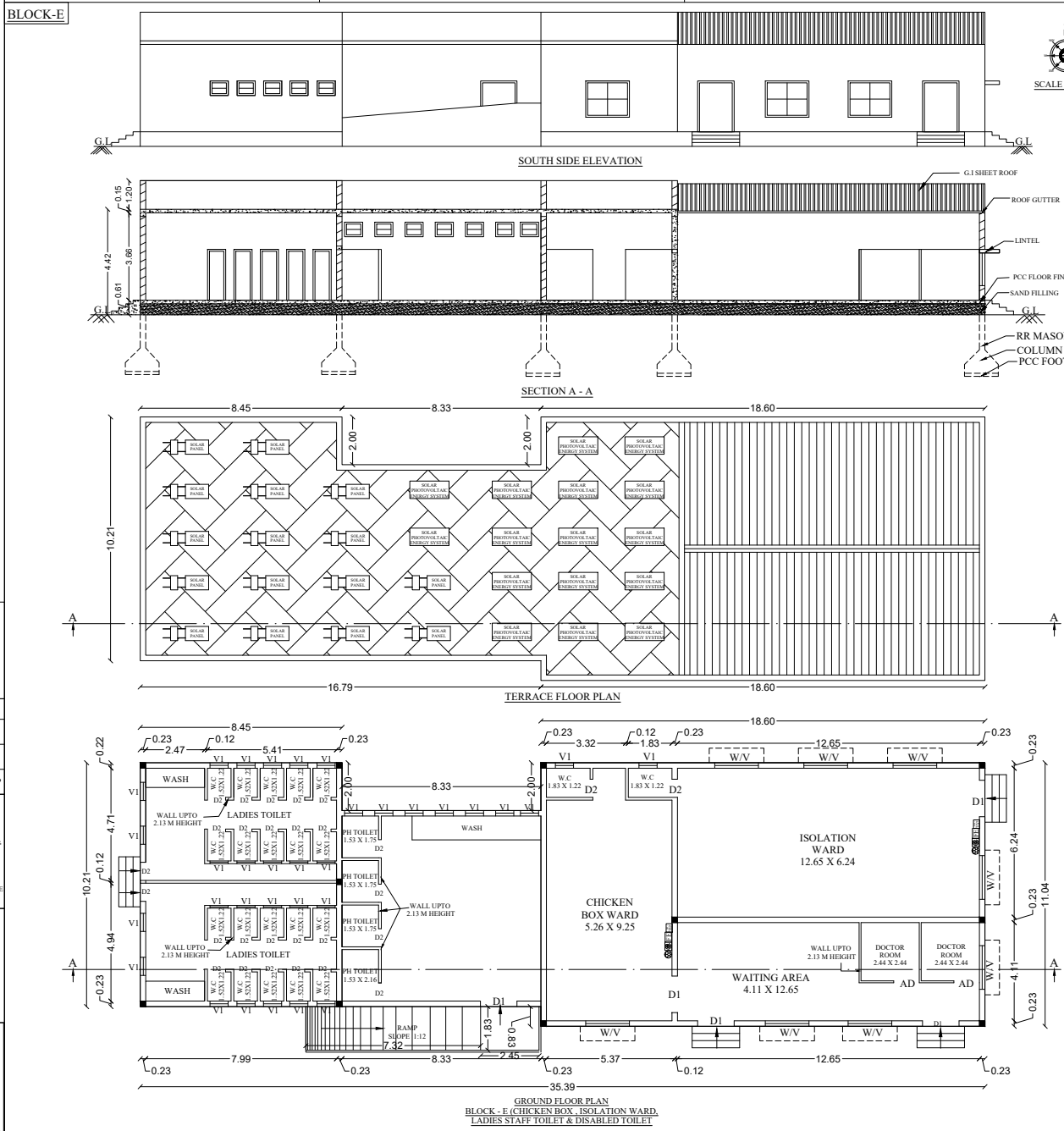
BLOCK-E
SCALE
G.L
SOUTH SIDE ELEVATION
G.I SHEET ROOF
ROOF GUTTER
LINTEL
PCC FLOOR FIN
SAND FILLING
RR MASO
COLUMN
PCC FOO
0.15
1.20
4.42
3.66
0.61
SECTION A - A
8.45
8.33
18.60
2.00
10.21
SOLAR PANEL
SOLAR PHOTOVOLTAIC ENERGY SYSTEM
A
16.79
18.60
TERRACE FLOOR PLAN
8.45
0.22
2.47
0.12
5.41
0.23
WASH
WALL UPTO 2.13 M HEIGHT
LADIES TOILET
W.C
PH TOILET 1.53 X 1.75
WASH
WALL UPTO 2.13 M HEIGHT
4.71
0.12
4.94
0.23
10.21
LADIES TOILET
RAMP SLOPE 1:12
7.32
1.83
2.45
7.99
8.33
0.23
18.60
0.23
3.32
0.12
1.83
0.23
W.C 1.83 X 1.22
D2
W/V
12.65
ISOLATION WARD
12.65 X 6.24
6.24
11.04
CHICKEN BOX WARD
5.26 X 9.25
WALL UPTO 2.13 M HEIGHT
DOCTOR ROOM 2.44 X 2.44
DOCTOR ROOM 2.44 X 2.44
AD
WAITING AREA
4.11 X 12.65
4.11
D1
5.37
0.12
12.65
35.39
0.23
0.23
GROUND FLOOR PLAN
BLOCK - E (CHICKEN BOX, ISOLATION WARD,
LADIES STAFF TOILET & DISABLED TOILET

REFERENCE:

⊕	FIRE ALARM SYSTEM
◎	HOSE REEL
FE	FIRE FIGHTING EQUIPMENTS
DRINKING WATER	DRINKING WATER

Vehicle	Parking Area Description	Area	Required	Provided
Car	1 Car space for every 100 Sq.m of office floor area	1636.65/100	17	27 (Including 3PH)
Two Wheeler	1 Two Wheeler space for every 50 Sq.m of workshop floor area	19697.32/50	394	412
Lorry	1 Lorry space for every 500 Sq.m of workshop floor area	19697.32/500	40	40
	1 Lorry space for every 300 Sq.m of Covered area	7591.06/300	26	27
Total			66	67
Cycle	1 Cycle space for every 50 Sq.m of workshop floor area	19697.32/50	394	590

NO.OF.WORKERS - 500 NOS	
MALE	150 NOS
FEMALE	350 NOS
HP.OF.BUILDING	1122.90 HP

RAINWATER HARVESTING SYSTEM

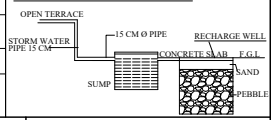
OPEN TERRACE
STORM WATER PIPE 15 CM
15 CM Ø PIPE
RECHARGE WELL
CONCRETE SLAB
F.G.L
SUMP
SAND
PEBBLE

Height Of The Building - 10.66 m

COLOR INDEX	
SITE BOUNDARY	🟩
EXISTING ROAD	🟨
OSR	🟩
Existing Building	▨
Drive Way	🟥
To Be Demolished Building	☒

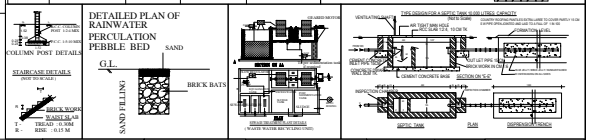
COLUMN POST DETAILS
STAIRCASE DETAILS
(NOT TO SCALE)
BRICK WORK
WAIST SLAB
T - TREAD : 0.30M
R - RISE : 0.15 M
DETAILED PLAN OF
RAINWATER
PERCULATION
PEBBLE BED
SAND
G.L.
SAND FILLING
BRICK BATS

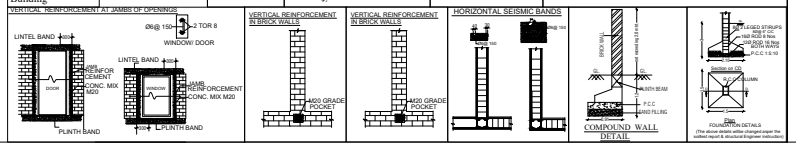
VERTICAL REINFORCEMENT AT JAMBS OF OPENINGS
LINTEL BAND
Ø6@ 150
2 TOR 8
WINDOW/ DOOR
JAMB REINFORCEMENT
CONC. MIX M20
DOOR
WINDOW
PLINTH BAND
VERTICAL REINFORCEMENT IN BRICK WALLS
M20 GRADE POCKET
HORIZONTAL SEISMIC BANDS
COMPOUND WALL DETAIL

JOINERY DETAILS		
SYMBOL	DESCRIPTION	IN METER
RS	ROLLING SHUTTER	2.44 X 3.05
D	DOOR	1.83 X 2.13
D1	DOOR-1	1.07 X 2.13
D2	DOOR-2	0.76 X 2.13
AD	ALU.DOOR	1.07 X 2.13
FG	FIXED GLAZING	1.83 X 4.94
GD	GLAZING DOOR	1.22 X 4.94
O	OPEN	1.07 X 2.13
O1	OPEN 1	1.83 X 3.66
W	WINDOW	1.83 X 1.22
W1	WINDOW 1	1.22 X 1.22
V	Ventilator	1.83 X 0.76
V1	Ventilator 1	0.76 X 0.61

Signature Not Verified
Signed by: Director
Location:null
Date:2024.01.03 18:0

Signature Not Verified
Signed by: nt Director
Location:Coimbatore
Date:2024.01.12 13:4 21



BLOCK-D

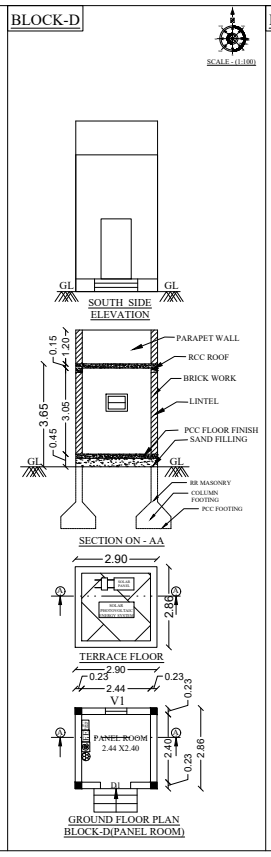

SCALE - (1:100)
GL
PARAPET WALL
RCC ROOF
BRICK WORK
LINTEL
PCC FLOOR FINISH
SAND FILLING
RR MASONRY
COLUMN FOOTING
PCC FOOTING
2.90
2.44
V1
PANEL ROOM
2.44 X2.40
D1

SOUTH SIDE ELEVATION

SECTION ON - AA

TERRACE FLOOR

GROUND FLOOR PLAN
BLOCK-D(PANEL ROOM)

BLOCK-G

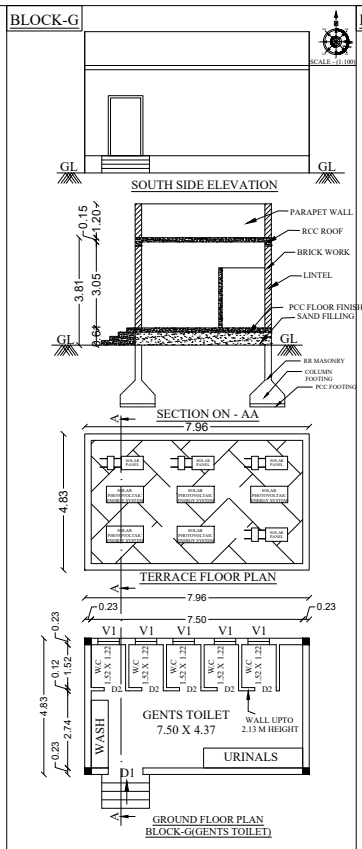

GL
PARAPET WALL
RCC ROOF
BRICK WORK
LINTEL
PCC FLOOR FINISH
SAND FILLING
RR MASONRY
COLUMN FOOTING
PCC FOOTING
7.96
4.83
7.50
V1
W.C
WASH
GENTS TOILET
7.50 X 4.37
WALL UPTO
2.13 M HEIGHT
URINALS
D1
A

SOUTH SIDE ELEVATION

SECTION ON - AA

TERRACE FLOOR PLAN

GROUND FLOOR PLAN
BLOCK-G(GENTS TOILET)

BLOCK-H

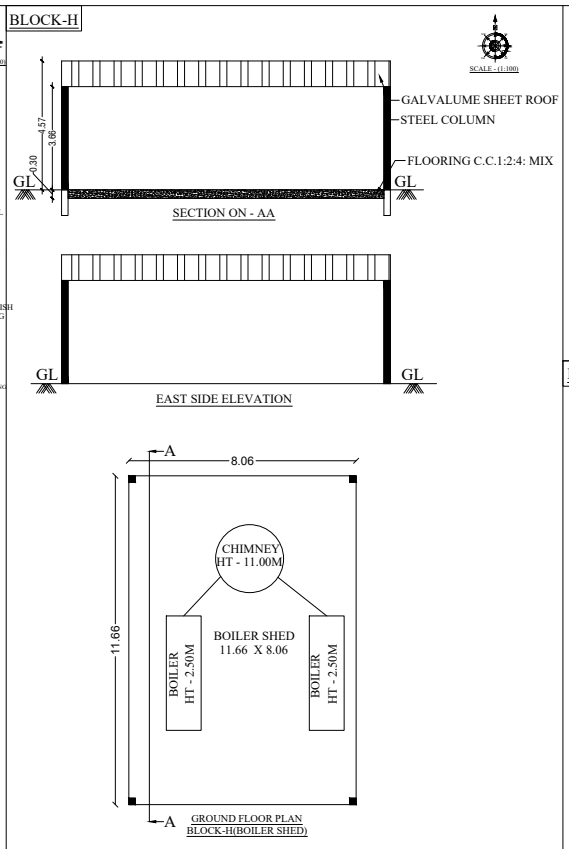

SCALE - (1:100)
GALVALUME SHEET ROOF
STEEL COLUMN
FLOORING C.C.1:2:4: MIX
GL
A
8.06
11.66
CHIMNEY
HT - 11.00M
BOILER SHED
11.66 X 8.06
BOILER
HT - 2.50M

SECTION ON - AA

EAST SIDE ELEVATION

GROUND FLOOR PLAN
BLOCK-H(BOILER SHED)

- (1:100)
ISH
NRY
FOOTING
TING

BLOCK-F



SCALE - (1:200)
SEWING M/C
CHECKING TABLE
FACTORY HALL
71.71 X 9.14
STOCK
LIFT
CANTEEN
10.74 X 9.14
HALL
STORAGE
OFFICE
LOBBY
GM CABIN
HRM CABIN
TRAINING HALL
LIFT MOTOR

SECTION A - A

SOUTH SIDE ELAVATION

TERRACE FLOOR PLAN

SECOND FLOOR PLAN

FIRST FLOOR PLAN

GROUND FLOOR PLAN
BLOCK-F (HR BLOCK)

BLOCK-J

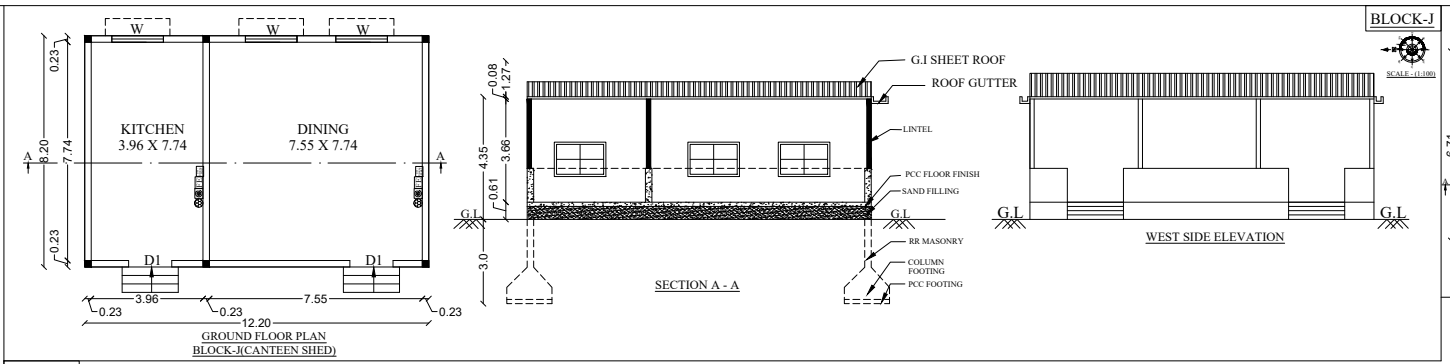

W
KITCHEN
3.96 X 7.74
DINING
7.55 X 7.74
D1
3.96
7.55
12.20
G.I SHEET ROOF
ROOF GUTTER
LINTEL
PCC FLOOR FINISH
SAND FILLING
RR MASONRY
COLUMN FOOTING
PCC FOOTING
GL
SCALE - (1:100)

GROUND FLOOR PLAN
BLOCK-J(CANTEEN SHED)

SECTION A - A

WEST SIDE ELEVATION

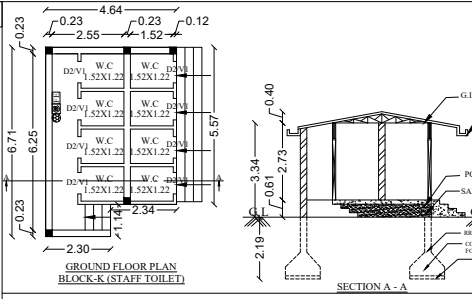

4.64
2.55
1.52
W.C
1.52X1.22
2.30
2.34

GROUND FLOOR PLAN
BLOCK-K (STAFF TOILET)

SECTION A - A

BLOCK-I

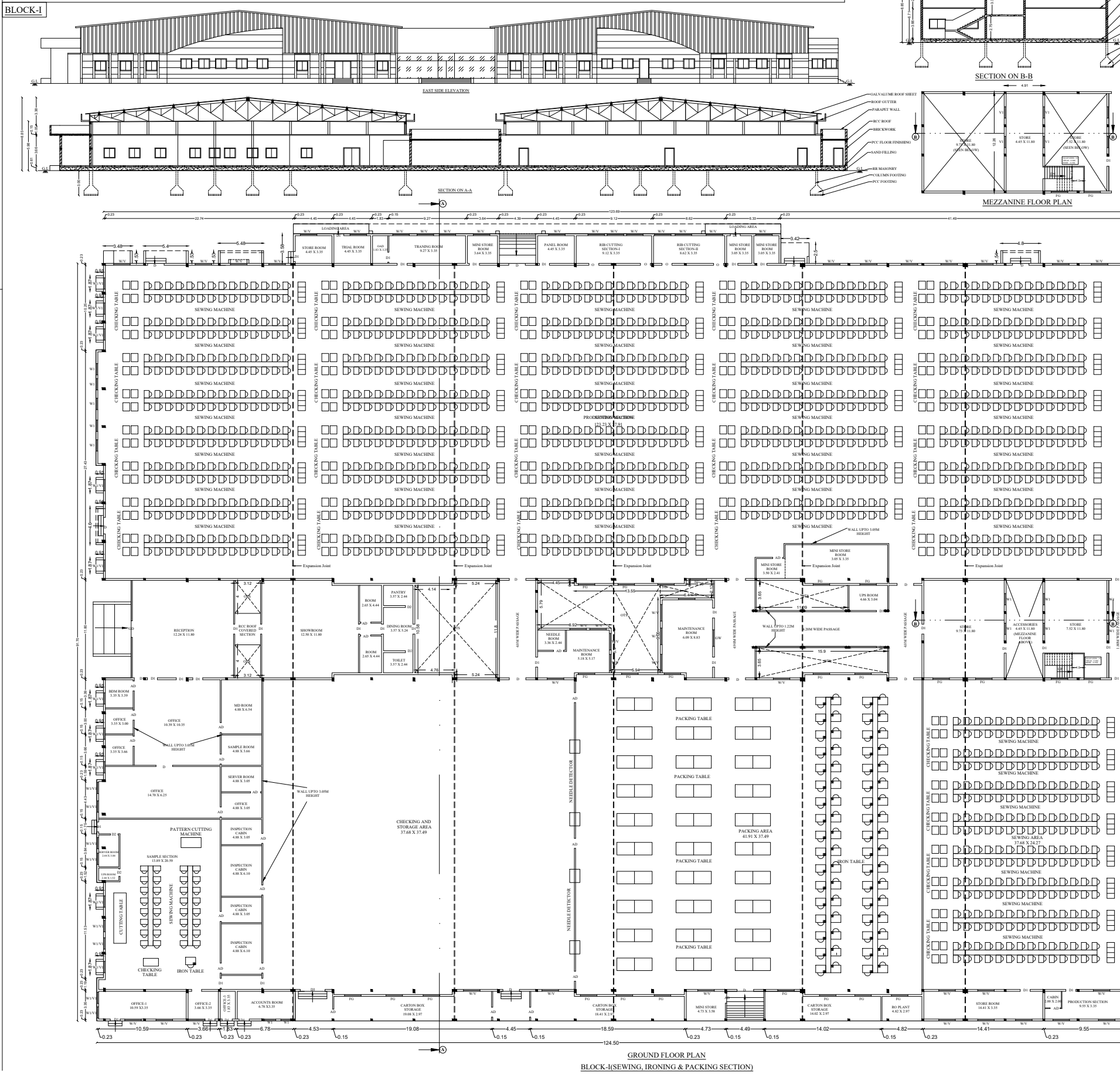

GALVALUME ROOF SHEET
ROOF GUTTER
PARAPET WALL
RCC ROOF
BRICKWORK
PCC FLOOR FINISHING
SAND FILLING
RR MASONRY
COLUMN FOOTING
PCC FOOTING
LOADING AREA
STORE ROOM
TRIAL ROOM
TRAINING ROOM
MINI STORE ROOM
PANEL ROOM
RIB CUTTING SECTION
SEWING MACHINE
CHECKING TABLE
Expansion Joint
RECEPTION
SHOWROOM
PANTRY
DINING ROOM
TOILET
NEEDLE ROOM
MAINTENANCE ROOM
UPS ROOM
STORE
ACCESSORIES
OFFICE
SAMPLE ROOM
SERVER ROOM
INSPECTION CABIN
PATTERN CUTTING MACHINE
SAMPLE SECTION
CUTTING TABLE
IRON TABLE
CHECKING AND STORAGE AREA
37.68 X 37.49
NEEDLE DETECTOR
PACKING TABLE
PACKING AREA
SEWING AREA
ACCOUNTS ROOM
CARTON BOX STORAGE
MINI STORE
RO PLANT
STORE ROOM
PRODUCTION SECTION
124.50

EAST SIDE ELEVATION

SECTION ON A-A

SECTION ON B-B

MEZZANINE FLOOR PLAN

GROUND FLOOR PLAN
BLOCK-I(SEWING, IRONING & PACKING SECTION)

BLOCK-K


SCALE - (1:100)
SHEET ROOF
ROOF GUTTER
CC FLOOR FINISH
ND FILLING
G.L
MASONRY
OLUMN
OOTING
PCC FOOTING
WEST SIDE ELEVATION
GALVALUME SHEET ROOF
FALSE CEILING
LINTEL
BRICKWORK
PCC FLOOR FINISHING
SAND FILLING
RR MASONRY
COLUMN FOOTING
PCC FOOTING
SCALE - (1:200)

BLOCK-L

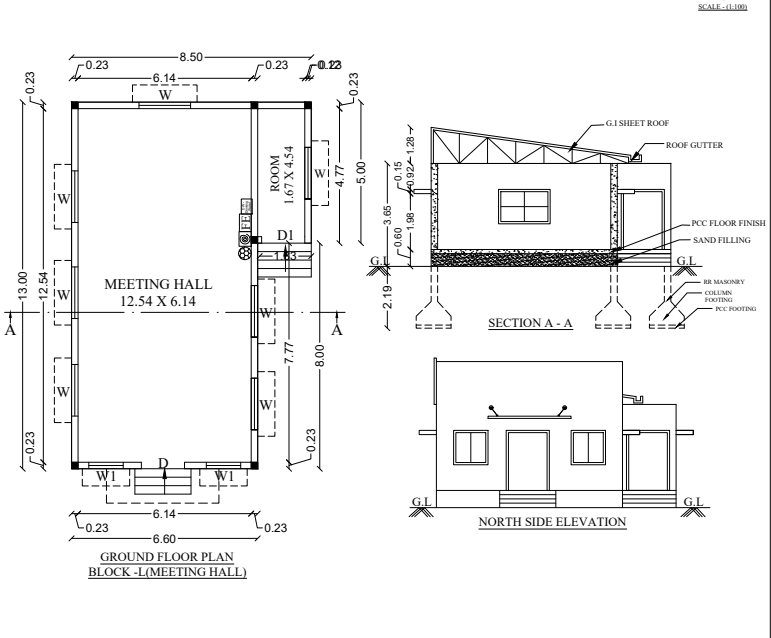
SCALE - (1:100)
8.50
0.23
6.14
W
ROOM
1.67 X 4.54
MEETING HALL
12.54 X 6.14
13.00
12.54
A
W
W1
D1
D
4.77
5.00
7.77
8.00
6.60
G.I SHEET ROOF
ROOF GUTTER
PCC FLOOR FINISH
SAND FILLING
RR MASONRY
COLUMN
FOOTING
PCC FOOTING
G.L
SECTION A - A
NORTH SIDE ELEVATION
GROUND FLOOR PLAN
BLOCK -L(MEETING HALL)

BLOCK-N

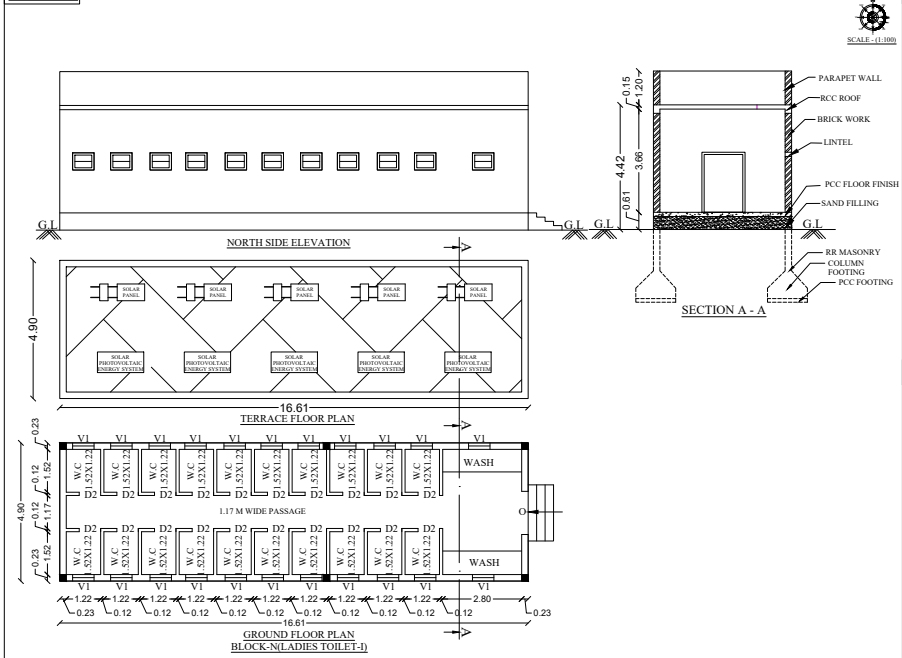
SCALE - (1:100)
G.L
NORTH SIDE ELEVATION
SOLAR PANEL
SOLAR PHOTOVOLTAIC ENERGY SYSTEM
4.90
16.61
TERRACE FLOOR PLAN
V1
W.C
1.52X1.22
D2
1.17 M WIDE PASSAGE
WASH
O
1.22
0.12
2.80
0.23
PARAPET WALL
RCC ROOF
BRICK WORK
LINTEL
PCC FLOOR FINISH
SAND FILLING
RR MASONRY
COLUMN
FOOTING
PCC FOOTING
4.42
3.66
0.61
0.15
SECTION A - A
GROUND FLOOR PLAN
BLOCK-N(LADIES TOILET-I)

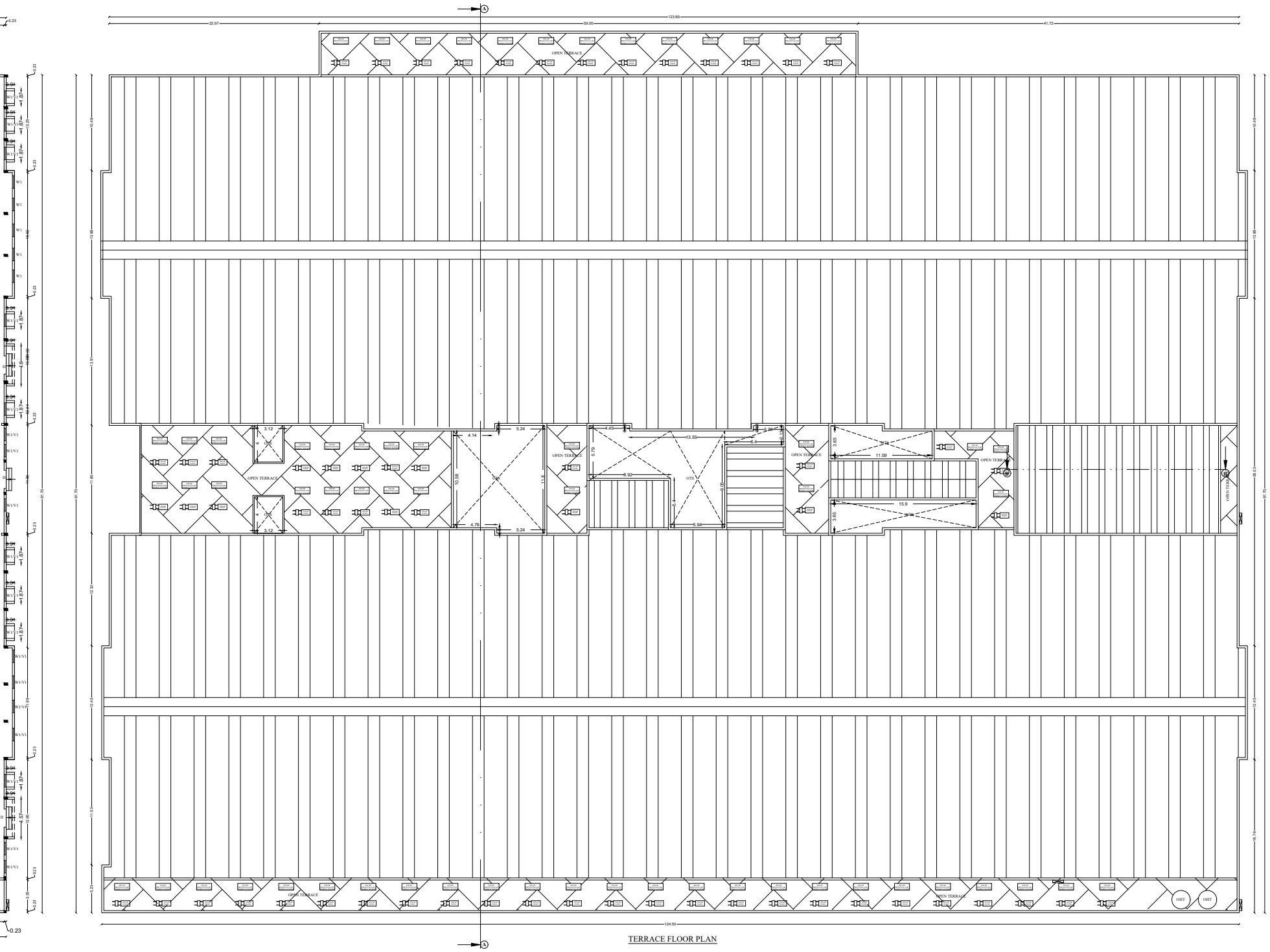
A
OPEN TERRACE
W1
W1/V1
TERRACE FLOOR PLAN

BLOCK-P

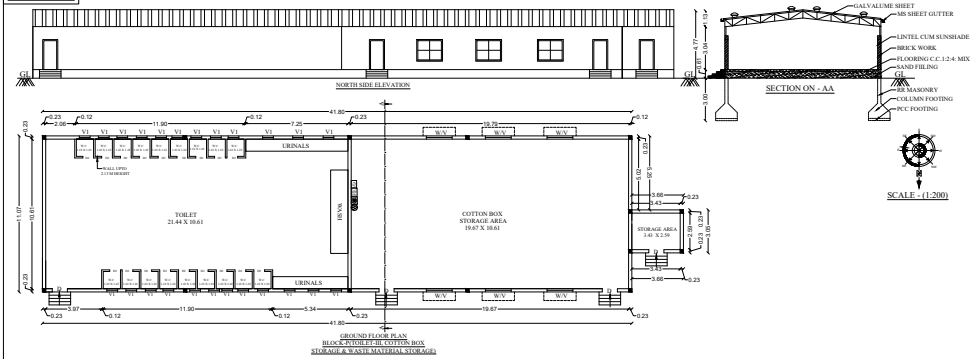
SCALE - (1:100)
GL
NORTH SIDE ELEVATION
GALVALUME SHEET
MS SHEET GUTTER
LINTEL CUM SUNSHADE
BRICK WORK
FLOORING C.C.1:2:4: MIX
SAND FILLING
RR MASONRY
COLUMN FOOTING
PCC FOOTING
SECTION ON - AA
41.80
V1
URINALS
WALL UPTO 2.13 M HEIGHT
TOILET
21.44 X 10.61
WASH
COTTON BOX
STORAGE AREA
19.67 X 10.61
STORAGE AREA
3.43 X 2.59
W/V
D
SCALE - (1:200)
GROUND FLOOR PLAN
BLOCK-P(TOILET-III, COTTON BOX
STORAGE & WASTE MATERIAL STORAGE)

BLOCK-M

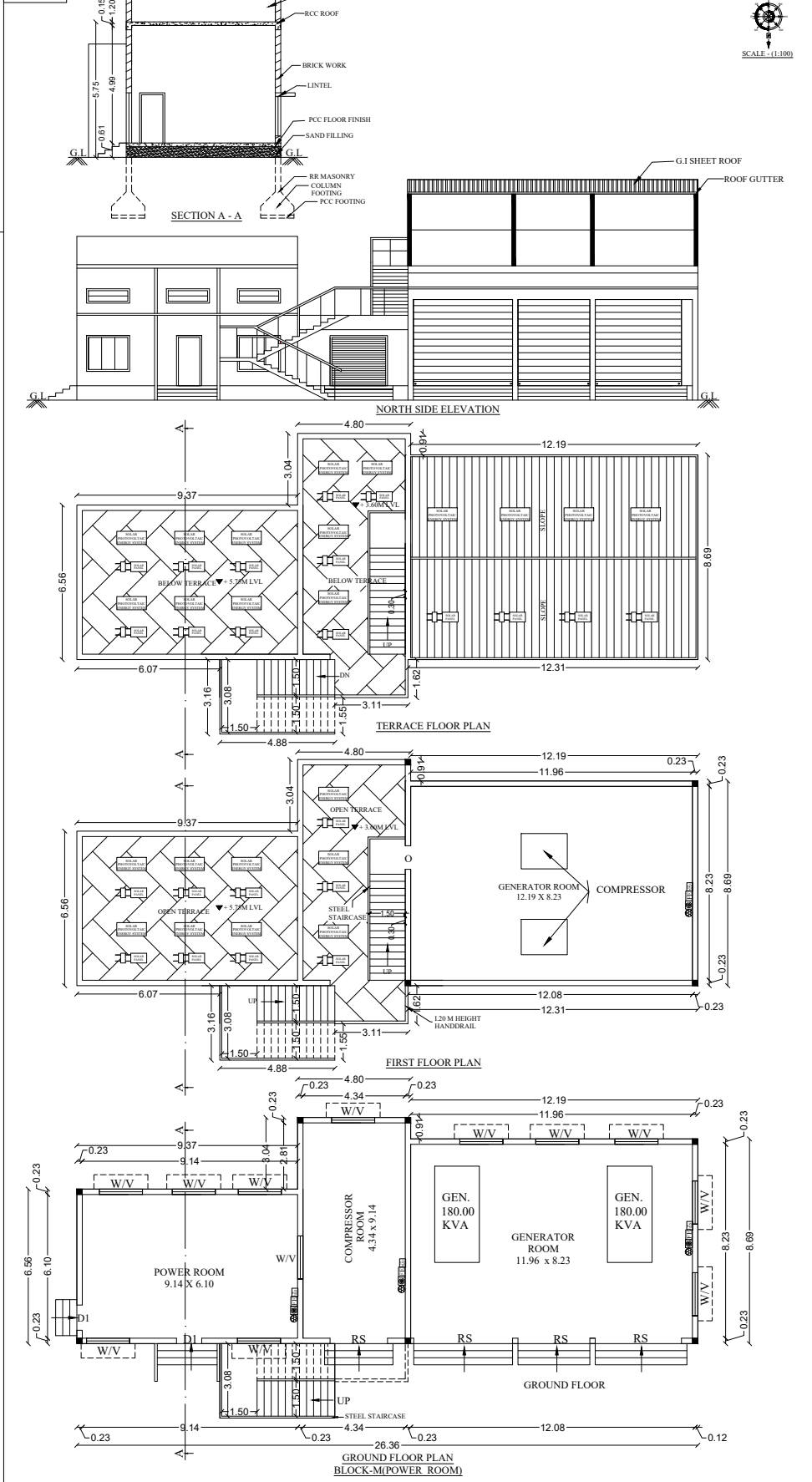
PARAPET WALL
RCC ROOF
BRICK WORK
LINTEL
PCC FLOOR FINISH
SAND FILLING
RR MASONRY
COLUMN
FOOTING
PCC FOOTING
5.75
4.99
0.61
1.20
0.15
G.L
SECTION A - A
SCALE - (1:100)
G.I SHEET ROOF
ROOF GUTTER
NORTH SIDE ELEVATION
4.80
12.19
9.37
6.56
BELOW TERRACE
BELOW TERRACE
+ 5.75M LVL
DN
UP
SLOPE
6.07
3.16
3.08
1.50
4.88
3.11
12.31
8.69
1.62
TERRACE FLOOR PLAN
11.96
0.23
OPEN TERRACE
+ 3.00M LVL
GENERATOR ROOM
12.19 X 8.23
COMPRESSOR
STEEL STAIRCASE
1.20 M HEIGHT HANDRAIL
12.08
8.23
FIRST FLOOR PLAN
4.34
9.14
W/V
POWER ROOM
9.14 X 6.10
COMPRESSOR ROOM
4.34 x 9.14
GEN.
180.00
KVA
GENERATOR ROOM
11.96 x 8.23
D1
RS
STEEL STAIRCASE
GROUND FLOOR
26.36
0.12
GROUND FLOOR PLAN
BLOCK-M(POWER ROOM)

BLOCK-Q


SCALE - (1:200)
STEEL TRUSS
TURBO VENTILATOR
GALVALUME SHEET ROOF
MS SHEET GUTTER
GALVALUME SHEET
LINTEL CUM SUNSHADE
BRICK WORK
FLOORING C.C 1:2:4: MIX
SAND FILLING
RR MASONRY
COLUMN FOOTING
PCC FOOTING
GL
TOILET
INSPECTION ROOM 4.88 X 4.88
PACKING GODOWN 30.50 X 66.00
Expansion Joint
W/V
AD
D1

SECTION ON - AA

SOUTH SIDE ELEVATION

GROUND FLOOR PLAN
BLOCK-Q (PACKING GODOWN -I)

BLOCK-U

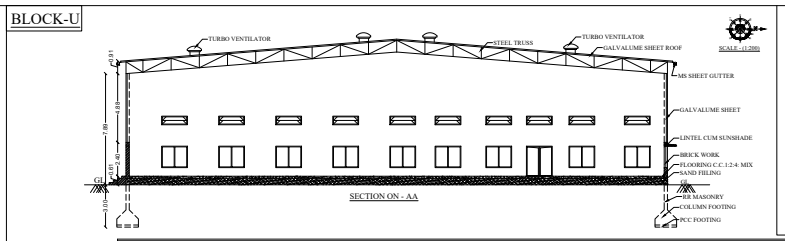
TURBO VENTILATOR
STEEL TRUSS
GALVALUME SHEET ROOF
MS SHEET GUTTER
GALVALUME SHEET
LINTEL CUM SUNSHADE
BRICK WORK
FLOORING C.C 1:2:4: MIX
SAND FILLING
RR MASONRY
COLUMN FOOTING
PCC FOOTING
GL

SECTION ON - AA

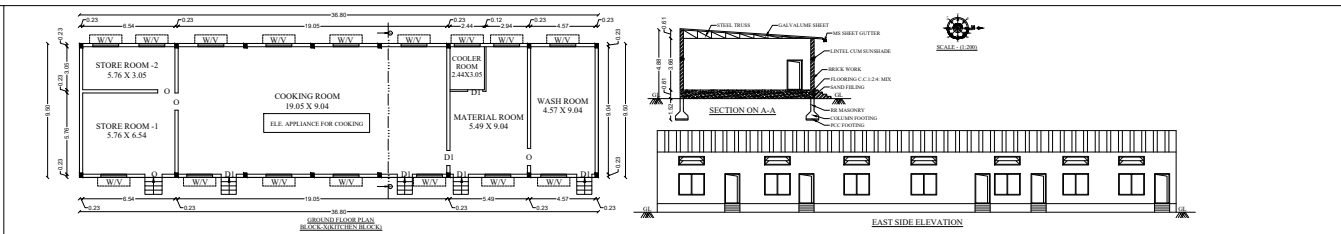
STORE ROOM -2 5.76 X 3.05
STORE ROOM -1 5.76 X 6.54
COOKING ROOM 19.05 X 9.04
ELE. APPLIANCE FOR COOKING
COOLER ROOM 2.44X3.05
MATERIAL ROOM 5.49 X 9.04
WASH ROOM 4.57 X 9.04
W/V
GALVALUME SHEET
MS SHEET GUTTER
LINTEL CUM SUNSHADE
BRICK WORK
FLOORING C.C 1:2:4: MIX
SAND FILLING
RR MASONRY
COLUMN FOOTING
PCC FOOTING

GROUND FLOOR PLAN
BLOCK-X(KITCHEN BLOCK)

SECTION ON A-A

EAST SIDE ELEVATION

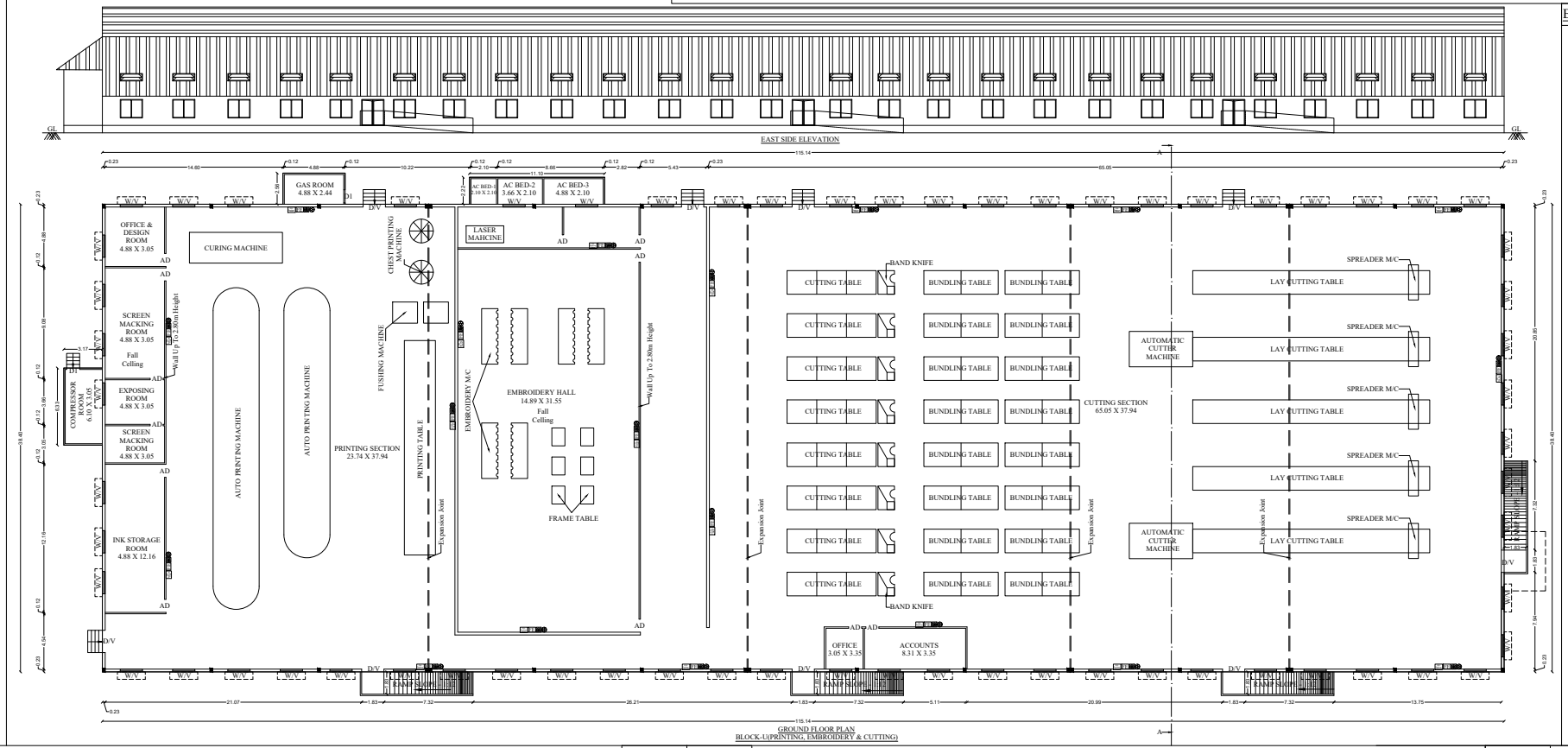
GL
OFFICE & DESIGN ROOM 4.88 X 3.05
SCREEN MACKING ROOM 4.88 X 3.05
Fall Ceiling
EXPOSING ROOM 4.88 X 3.05
SCREEN MACKING ROOM 4.88 X 3.05
COMPRESSOR ROOM
INK STORAGE ROOM 4.88 X 12.16
GAS ROOM 4.88 X 2.44
CURING MACHINE
AUTO PRINTING MACHINE
AUTO PRINTING MACHINE
PRINTING SECTION 23.74 X 37.94
CHEST PRINTING MACHINE
FUSHING MACHINE
PRINTING TABLE
Expansion Joint
AC BED-1
AC BED-2 3.66 X 2.10
AC BED-3 4.88 X 2.10
LASER MAHCINE
EMBROIDERY M/C
EMBROIDERY HALL 14.89 X 31.55
Fall Celling
FRAME TABLE
Wall Up To 2.80m Height
BAND KNIFE
CUTTING TABLE
BUNDLING TABLE
CUTTING SECTION 65.05 X 37.94
AUTOMATIC CUTTER MACHINE
SPREADER M/C
LAY CUTTING TABLE
OFFICE 3.05 X 3.35
ACCOUNTS 8.31 X 3.35
RAMP
D/V
AD
A

EAST SIDE ELEVATION

GROUND FLOOR PLAN
BLOCK-U(PRINTING, EMBROIDERY & CUTTING)

BLOCK-W

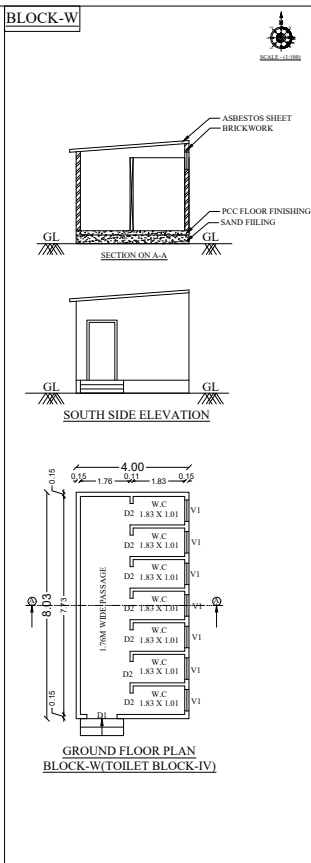
ASBESTOS SHEET
BRICKWORK
PCC FLOOR FINISHING
SAND FILING
GL
4.00
0.15
1.76
0.11
1.83
8.03
7.73
1.76M WIDE PASSAGE
W.C 1.83 X 1.01
D2
V1
D1

SECTION ON A-A

SOUTH SIDE ELEVATION

GROUND FLOOR PLAN
BLOCK-W(TOILET BLOCK-IV)

BLOCK-R

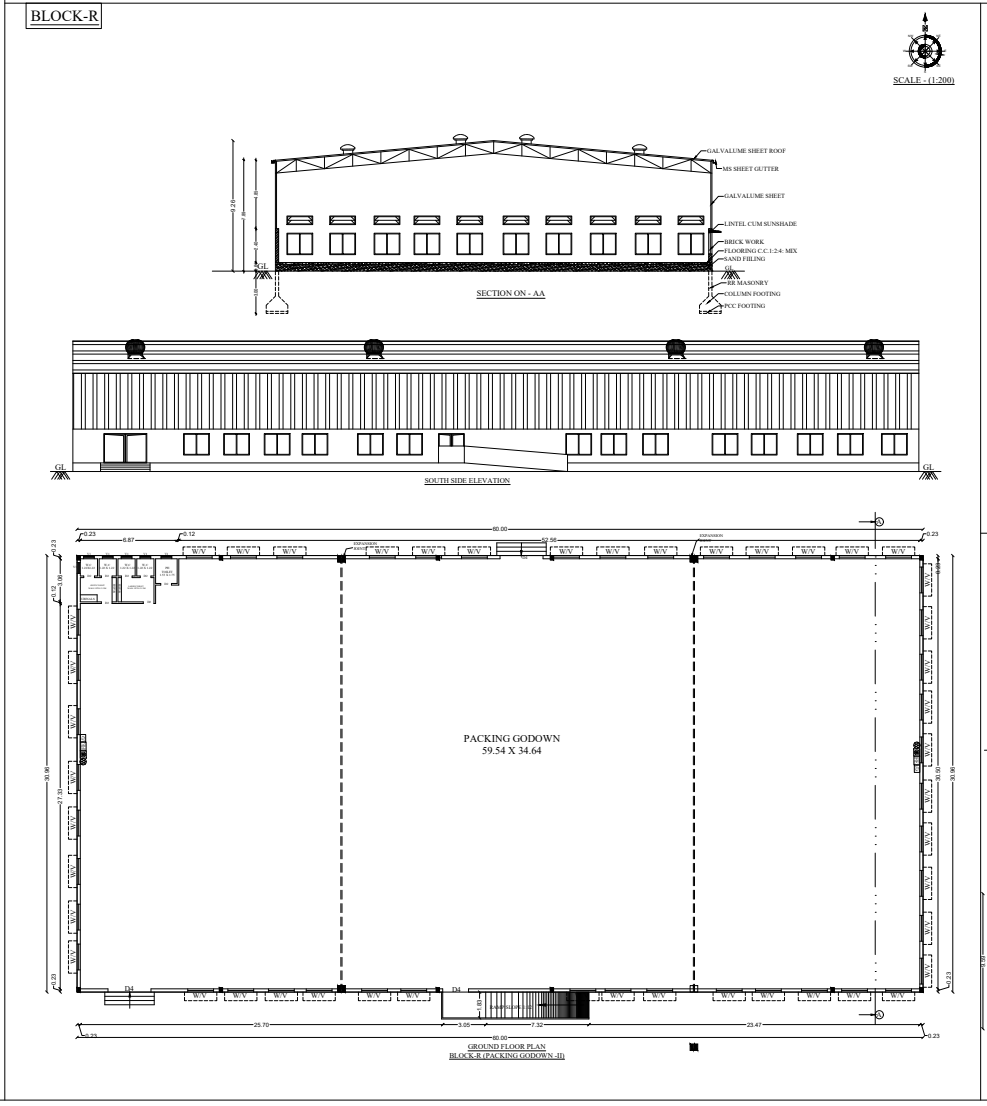
SCALE - (1:200)
GALVALUME SHEET ROOF
MS SHEET GUTTER
GALVALUME SHEET
LINTEL CUM SUNSHADE
BRICK WORK
FLOORING C.C 1:2:4: MIX
SAND FILLING
RR MASONRY
COLUMN FOOTING
PCC FOOTING
GL
PACKING GODOWN 59.54 X 34.64
W/V

SECTION ON - AA

SOUTH SIDE ELEVATION

GROUND FLOOR PLAN
BLOCK-R (PACKING GODOWN -II)

BLOCK-S

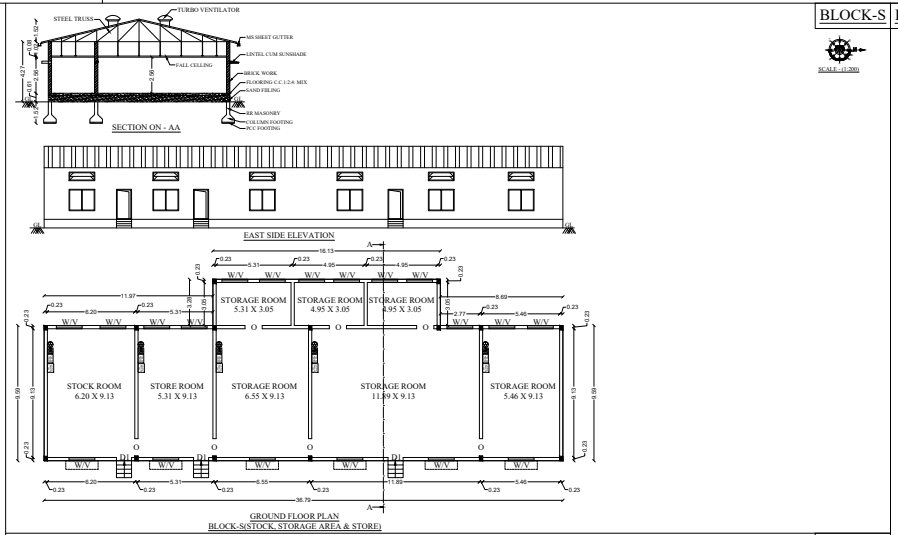
STEEL TRUSS
TURBO VENTILATOR
MS SHEET GUTTER
LINTEL CUM SUNSHADE
FALL CEILING
BRICK WORK
FLOORING C.C 1:2:4: MIX
SAND FILLING
RR MASONRY
COLUMN FOOTING
PCC FOOTING
GL
STORAGE ROOM 5.31 X 3.05
STORAGE ROOM 4.95 X 3.05
STORAGE ROOM 4.95 X 3.05
STOCK ROOM 6.20 X 9.13
STORE ROOM 5.31 X 9.13
STORAGE ROOM 6.55 X 9.13
STORAGE ROOM 11.89 X 9.13
STORAGE ROOM 5.46 X 9.13
W/V

SECTION ON - AA

EAST SIDE ELEVATION

GROUND FLOOR PLAN
BLOCK-S(STOCK, STORAGE AREA & STORE)

BLOCK-T

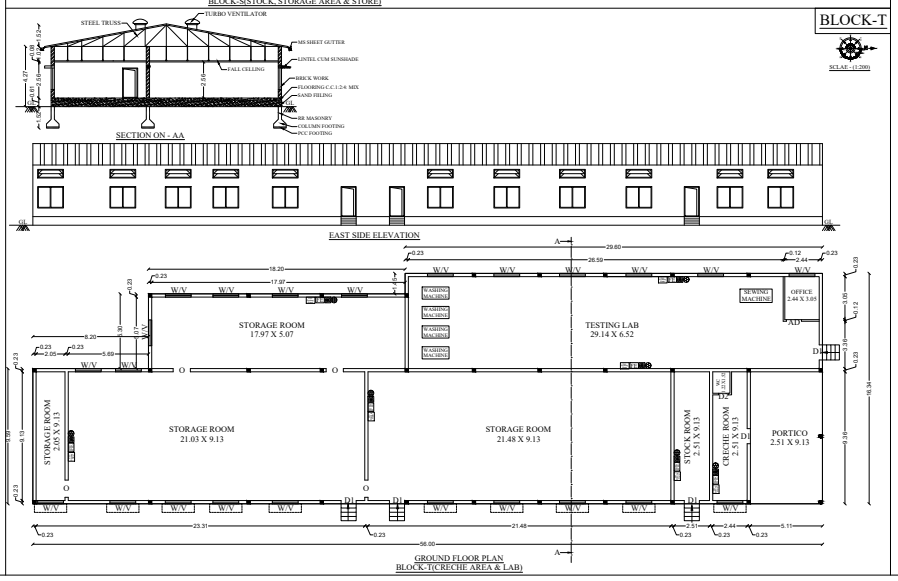
SCALE - (1:200)
STEEL TRUSS
TURBO VENTILATOR
MS SHEET GUTTER
LINTEL CUM SUNSHADE
FALL CEILING
BRICK WORK
FLOORING C.C 1:2:4: MIX
SAND FILLING
RR MASONRY
COLUMN FOOTING
PCC FOOTING
STORAGE ROOM 17.97 X 5.07
TESTING LAB 29.14 X 6.52
OFFICE
STORAGE ROOM 2.95 X 9.13
STORAGE ROOM 21.03 X 9.13
STORAGE ROOM 21.48 X 9.13
STOCK ROOM 2.51 X 9.13
CRECHE ROOM 2.51 X 9.13
PORTICO 2.51 X 9.13
W/V

SECTION ON - AA

EAST SIDE ELEVATION

GROUND FLOOR PLAN
BLOCK-T(CRECHE AREA & LAB)

BLOCK-V

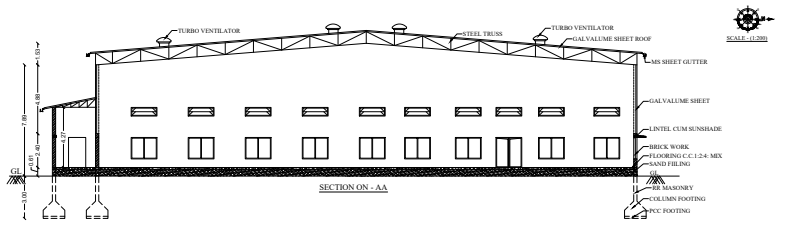
TURBO VENTILATOR
STEEL TRUSS
GALVALUME SHEET ROOF
MS SHEET GUTTER
GALVALUME SHEET
LINTEL CUM SUNSHADE
BRICK WORK
FLOORING C.C 1:2:4: MIX
SAND FILLING
RR MASONRY
COLUMN FOOTING
PCC FOOTING
GL

SECTION ON - AA

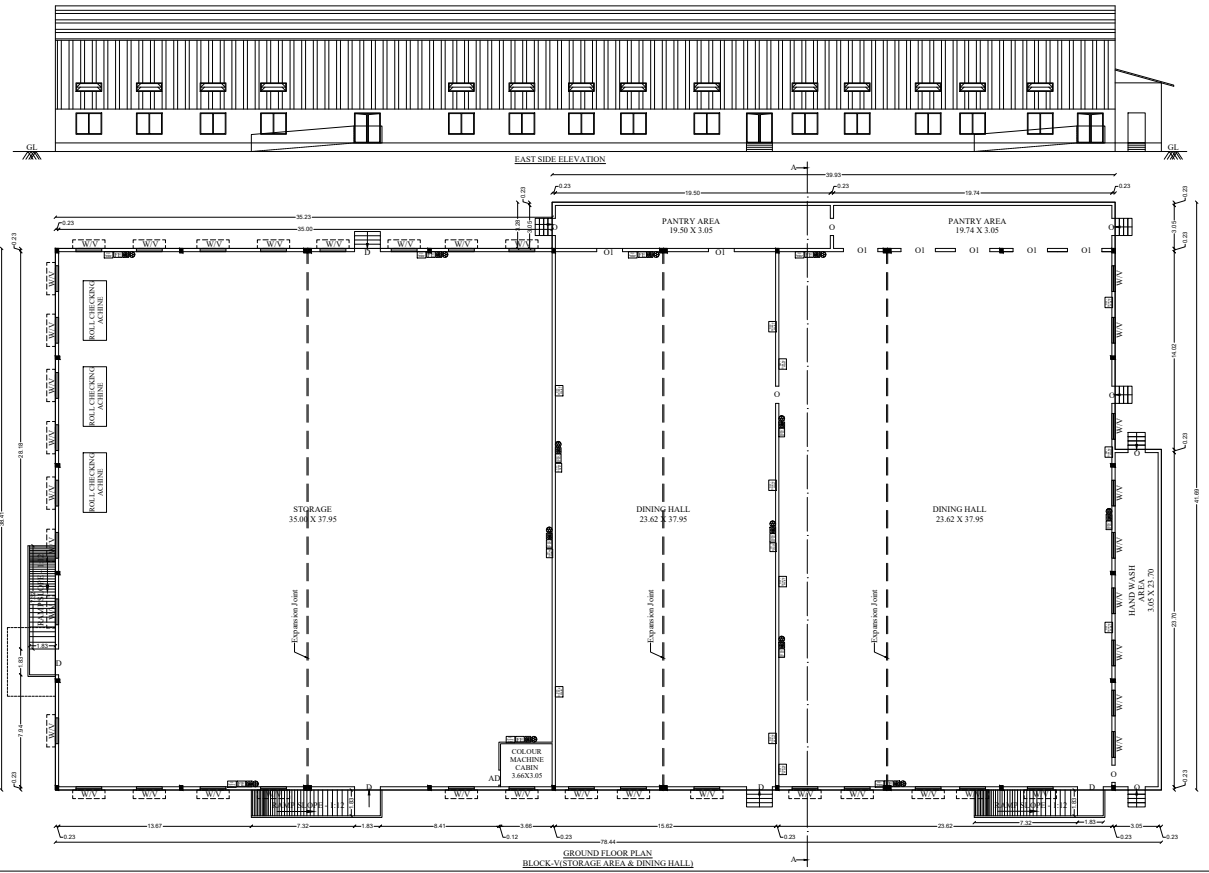
GL
PANTRY AREA 19.50 X 3.05
PANTRY AREA 19.74 X 3.05
ROLL CHECKING MACHINE
STORAGE 35.00 X 37.95
DINING HALL 23.62 X 37.95
DINING HALL 23.62 X 37.95
HAND WASH AREA
COLOUR MACHINE CABIN 3.66X3.05
Expansion Joint
RAMP
AD
A

EAST SIDE ELEVATION

GROUND FLOOR PLAN
BLOCK-V(STORAGE AREA & DINING HALL)

BLOCK-Y

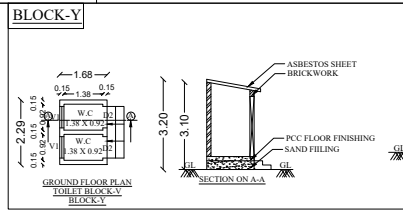
ASBESTOS SHEET
BRICKWORK
PCC FLOOR FINISHING
SAND FILING
1.68
1.38
0.15
2.29
3.20
3.10
W.C 1.38 X 0.92
GL

GROUND FLOOR PLAN
TOILET BLOCK-V
BLOCK-Y

SECTION ON A-A

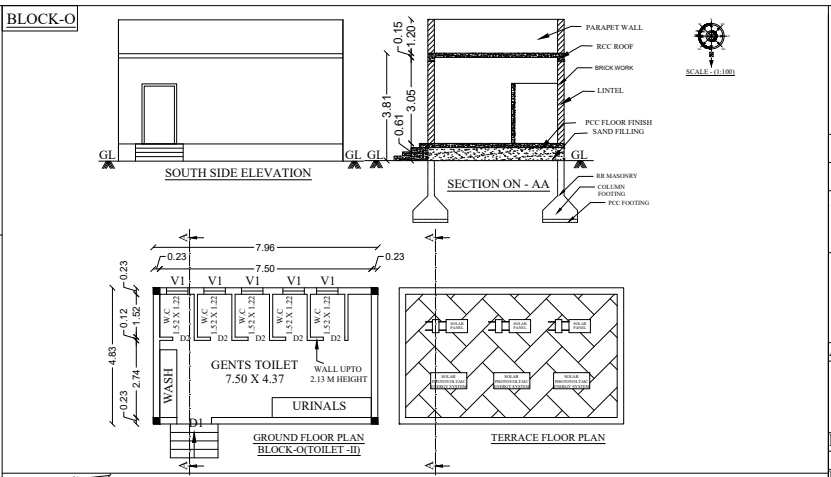
BLOCK-O
SOUTH SIDE ELEVATION
GL
SECTION ON - AA
PARAPET WALL
RCC ROOF
BRICK WORK
LINTEL
PCC FLOOR FINISH
SAND FILLING
RR MASONRY
COLUMN FOOTING
PCC FOOTING
0.15
1.20
3.81
3.05
0.61
SCALE - (1:100)
7.96
7.50
0.23
V1
W.C 1.52 X 1.22
D2
D1
4.83
0.12
1.52
2.74
GENTS TOILET 7.50 X 4.37
WALL UPTO 2.13 M HEIGHT
WASH
URINALS
GROUND FLOOR PLAN BLOCK-O(TOILET -II)
SOLAR PANEL
SOLAR PHOTOVOLTAIC ENERGY SYSTEM
TERRACE FLOOR PLAN
A

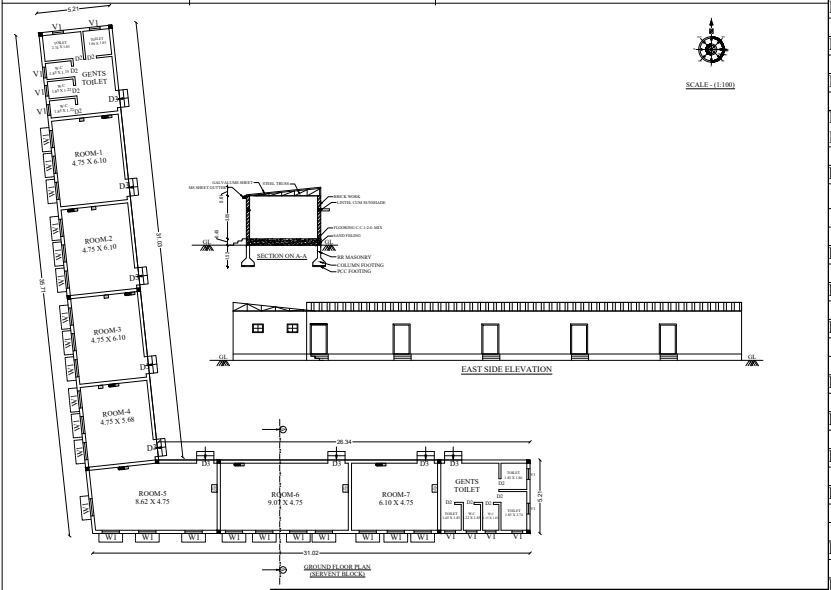
5.21
V1
GENTS TOILET
D2
D3
D4
ROOM-1 4.75 X 6.10
ROOM-2 4.75 X 6.10
ROOM-3 4.75 X 6.10
ROOM-4 4.75 X 5.68
ROOM-5 8.62 X 4.75
ROOM-6 9.07 X 4.75
ROOM-7 6.10 X 4.75
GENTS TOILET
W1
26.34
31.02
SCALE - (1:100)
SECTION ON A-A
EAST SIDE ELEVATION
GL
GROUND FLOOR PLAN (SERVENT BLOCK)

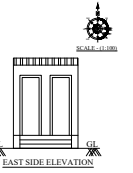
SCALE - (1:100)
GL
EAST SIDE ELEVATION

SITE AND DETAILED PLAN SHOWING THE EXISTING CONSTRUCTION OF RCC ROOF, GALVALUME SHEET ROOF AND ASBESTOS SHEET ROOF OF BLOCK-A TO BLOCK-Y IN TAILORING AND GARMENT MAKING INDUSTRIAL BUILDING(GREEN CATEGORY) WITH 1122.90 HP IN S.F.No.434/E1B,434/E2, 438/E, 438/D, 439/A1A, 439/A1B, 439/A2A,439/A2B, 439/A3, 439/A4A AND 440/1A2 AT VADAMBACHERI VILLAGE, SULUR TALUK, COIMBATORE DISTRICT.

All Dimensions are in Meter

ONLINE APPLICATION NO: SWP/BPA/081672/2023

APPLICANT:-
M/S. SAHANA CLOTHING COMPANY PRIVATE LIMITED,
By Its Director, Mrs.P.Nalini W/o Mr.Prabhu Shankar,

AREA DETAILS:

Area As Per Document : 17.13 Acre (OR) 69322.71 Sq.m
Area As Per Patta : 69276.00 Sq.m
Area As Per Superimposed : 69129.06 Sq.m

AREA DETAILS (EXISTING):

S.No	Description	FSI Area	Non FSI Area	Total Built Up Area
BLOCK-A (SECURITY ROOM)				
1	GROUND FLOOR	54.99	-	54.99
BLOCK-B (DINING HALL-I)				
1	GROUND FLOOR	59.25	-	59.25
BLOCK-C (DINING HALL-II)				
1	GROUND FLOOR	113.52	-	113.52
BLOCK-D (PANEL ROOM)				
1	GROUND FLOOR	8.29	-	8.29
BLOCK-E (CHICKEN BOX, ISOLATION WARD, DISABLED TOILET AND LADIES TOILET)				
1	GROUND FLOOR	360.13	-	360.13
BLOCK-F (HR BLOCK)				
1	GROUND FLOOR	748.84	-	748.84
2	FIRST FLOOR	748.84	-	748.84
3	SECOND FLOOR	748.84	-	748.84
BLOCK-G (GENTS TOILET BLOCK)				
1	GROUND FLOOR	38.45	-	38.45
BLOCK-H (BOILER SHED)				
1	GROUND FLOOR	93.98	-	93.98
BLOCK-I (SEWING, IRONING AND PACKING SECTION)				
1	GROUND FLOOR	11311.53	349.51	11661.04
2	MEZZANINE	60.20	-	60.20
BLOCK-J (CANTEEN SHED)				
1	GROUND FLOOR	100.04	-	100.04
BLOCK-K(STAFF TOILET)				
1	GROUND FLOOR	28.47	-	28.47
BLOCK-L (MEETING HALL)				
1	GROUND FLOOR	95.30	-	95.30
BLOCK-M (POWER ROOM)				
1	GROUND FLOOR	213.48	-	213.48
2	FIRST FLOOR	107.93	9.61	117.54
BLOCK-N (TOILET BLOCK-I)				
1	GROUND FLOOR	81.39	-	81.39
BLOCK-O (TOILET BLOCK-II)				
1	GROUND FLOOR	38.45	-	38.45
BLOCK-P (TOILET BLOCK-III)				
1	GROUND FLOOR	473.76	-	473.76
BLOCK-Q (PACKING GODOWN -I)				
1	GROUND FLOOR	2057.60	-	2057.60
BLOCK-R (PACKING GODOWN -II)				
1	GROUND FLOOR	1857.60	-	1857.60
BLOCK-S (STOCK, STORAGE AREA & STORE)				
1	GROUND FLOOR	405.72	-	405.72
BLOCK-T (CRECHE AREA & LAB)				
1	GROUND FLOOR	833.30	-	833.30
BLOCK-U (PRINTING, EMBROIDERY & CUTTING)				
1	GROUND FLOOR	4479.05	-	4479.05
BLOCK-V (STORAGE & DINING HALL)				
1	GROUND FLOOR	3097.11	-	3097.11
BLOCK-W (TOILET BLOCK-IV)				
1	GROUND FLOOR	32.12	-	32.12
BLOCK-X (KITCHEN BLOCK)				
1	GROUND FLOOR	349.60	-	349.60
BLOCK-Y (TOILET BLOCK-V)				
1	GROUND FLOOR	3.85	-	3.85
SERVENT ROOM				
1	GROUND FLOOR	323.40	-	323.40
	TOTAL	28925.03	359.12	29284.15

Floor Space Index $= \frac{\text{FSI Area}}{\text{Site Area}} = \frac{28925.03 \text{ Sqm}}{69129.06 \text{ Sqm}} = 0.42 < 1.5$

OSR DETAILS	
OSR REQUIRED	6932.27 (10.00%)
OSR PROVIDED	6943.70 (10.02 %)

MACHINARY DETAILS

S.NO	NAME OF MACHINES	HP	NOS	USAGE HP
1	SEWING MACHINE	0.50	1413	706.50
2	RIB CUTTING MACHINE	1.50	3	4.50
3	PCM MACHINE	2.00	1	2.00
4	CHECKING TABLE	0.40	103	41.20
5	IRON TABLE	1.00	69	69.00
6	NEEDLE DETECTOR	0.50	5	2.50
7	PATTERN CUTTING MACHINE	0.50	1	0.50
8	CUTTING TABLE	1.50	25	37.50
9	PACKING TABLE	0.40	60	24.00
10	AUTO PRINTING MACHINE	3.00	2	6.00
11	CURING MACHINE	0.50	1	0.50
12	CHEST PRINTING MACHINE	0.50	2	1.00
13	FUSING MACHINE	1.50	2	3.00
14	EMBROIDERY MACHINE	1.50	6	9.00
15	LASER MACHINE	0.50	1	0.50
16	BAND KNIFE	1.50	8	12.00
17	AUTOMATIC CUTTER MACHINE	30.00	2	60.00
18	SPREADER MACHINE	3.00	5	15.00
19	LAY CUTTING TABLE	0.40	5	2.00
20	BUNDLING TABLE	0.40	32	12.80
21	FRAME TABLE	0.40	6	2.40
22	ROLL CHECKING MACHINE	1.00	3	3.00
23	COMPRESSOR	5.00	1	5.00
24	LIFT MOTOR	5.00	1	5.00
25	RO MOTOR	4.00	1	4.00
26	WASHING MACHINE	0.50	2	1.00
27	DRYER MACHINE	0.50	2	1.00
28	PRESSING MACHINE	2.00	1	2.00
29	COMPRESSOR	75.00	1	75.00
30	COMPRESSOR	15.00	1	15.00
31	BOILER	3.00	2	6.00
32	ELECTRIC APPLIANCES FOR COOKING	15.00	1	15.00
TOTAL HP		1122.90		

Er. T.Thilak Ranjith
B.E (Civil), M.E (Str), MIABSE, LBS,
C,Engg, C.Struct Engg, AIV,
Registered Construction Engineer
(CBE Rgn/CE/2019/06/001)
#404, 6th Street Extension, Gandhipuram
Coimbatore - 641 012. M : 9486112301
e-mail : thilakranjith19@gmail.com

REGISTERED
CONSTRUCTION ENGINEER

Er. T.THILAK RANJITH
B.E.,(Civil), M.E., (Str), MISE, C.Struct. Engg.
Registered Structural Engineer-Grade-I
Professional Engineer, Chartered Engineer
CLPA/SE/GR-I/19/03/010, CLPA/RE/GR-II/19/03/005
9486112301 / thilakranjith19@gmail.com

REGISTERED
STRUCTURAL ENGINEER

Er.C.PALANISAMY, B.E.,
Registered Engineer - TD/RE/Gr-I/2023/05/001
Registered Structural Engineer - 016/RSE II
Licensed Building Surveyor - 032/26/2016-2017
Consulting Civil Engineer
RG Builders No : 59/1, Swapna Towers (Third Floor),
Stanes Road 4th Street, Avinashi Main Road,
Tirupur -641602, Cell No: 9894042540
E.mail :cpsamy.rgbuilders@gmail.com

REGISTERED ENGINEER

P. Nalini

APPLICANT