BUILDING TECHNICAL APPROVAL

ONLINE APPLICATION NO. : SWP/BPA/0071078/2023
SITE BOUNDARY SHOWN AS "A - E"
SWP/Residential Building/A.D./D.T.C.P(CD3)No.21/2024

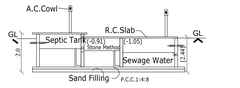

SECTION 1-1

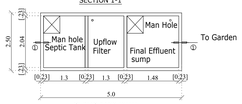

SEPTIC TANK WITH UP-FLOW DETAILS

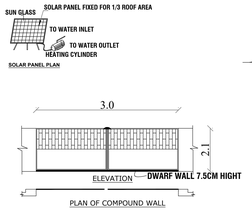

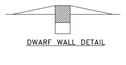
DWARF WALL DETAIL

FIRE EXTINGUISHER (N.T.S)

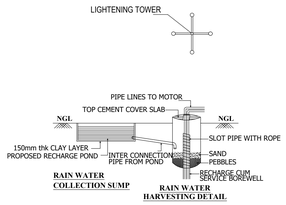

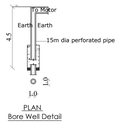

PLAN
Bore Well Detail

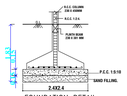
FOUNDATION DETAIL

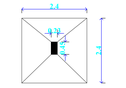
PLAN OF COLUMN FOUNDATION

FRONT ELEVATION

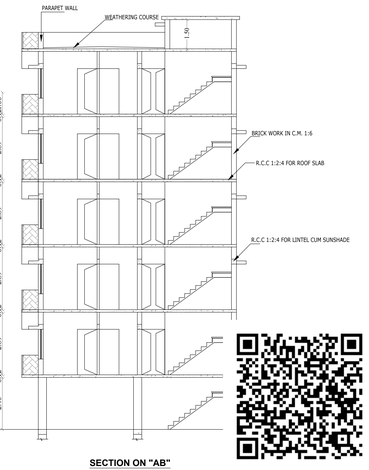

SECTION ON "AB"

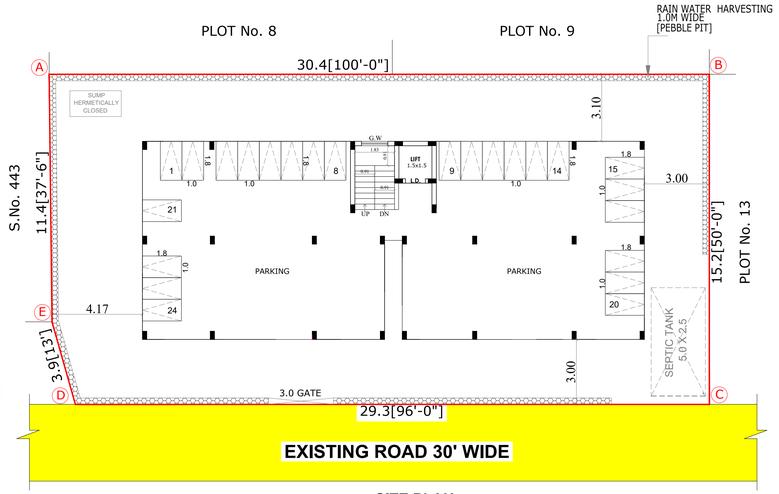

SITE PLAN

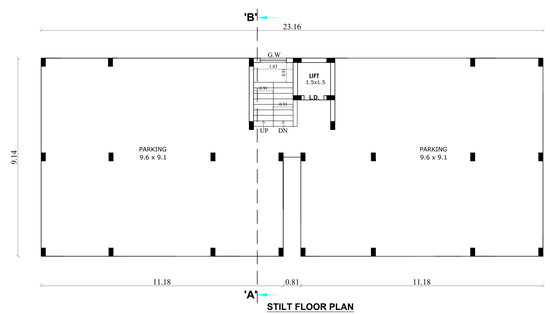

STILT FLOOR PLAN

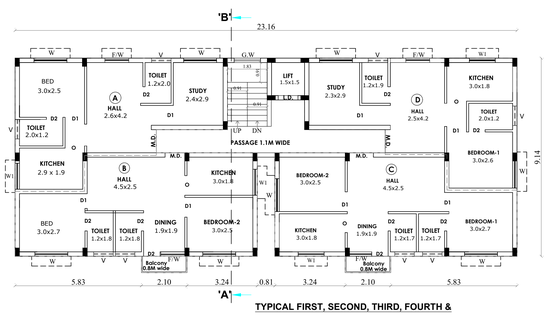

TYPICAL FIRST, SECOND, THIRD, FOURTH & FIFTH FLOOR PLAN

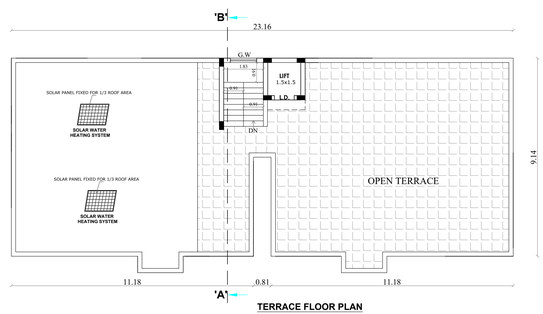

TERRACE FLOOR PLAN

PLAN SHOWING THE PROPOSED CONSTRUCTION OF RMR's MAHIZHAM RESIDENTIAL APARTMENT BUILDING A RESIDENTIAL APARTMENT BUILDING AT S.No. 400/19, 400/20,400/21, 400/43, PLOT No.14 & 15, HILL VIEW, SENKUNDRAM VILLAGE, MARAIMALAI NAGAR MUNICIPALITY, CHENGALPATTU TALUK & DISTRICT.

DTCP APPROVED LAYOUT NO. 139/2015 dated 28.10.2015

ALL DIMENISIONS ARE IN METRES | *SCALE 1:100*

COLOUR INDEX

- PROPOSED BUILDING
- EXISTING ROAD
- PLOT BOUNDARY
- DRIVEWAY

NORTH

SCHEDULE OF JOINERY

M.D	MAIN DOOR	4'0" X 7'0"	[1.22 X 2.13]
D1	DOOR	3'0" X 7'0"	[0.91 X 2.13]
D2	DOOR	2'6" X 7'0"	[0.76 X 2.13]
V	VENTILATOR	3'0" X 2'0"	[0.91 X 0.61]
L.D.	LIFT DOOR	4'0" X 7'0"	[1.22 X 2.13]
W	WINDOW	5'0" X 4'6"	[1.52 X 1.37]
W1	WINDOW	4'0" X 5'0"	[1.22 X 1.52]
F/W	FRENCH WINDOW	3'6" X 7'0"	[1.10 X 2.13]
G.W	GLASS WINDOW	4'0" X 5'0"	[1.20 X 1.52]

NOTE

F.E. = FIRE EXTINGUSHIER TO BE PROVIDED

AREA DETAILS

	SQ.MT.
PLOT AREA (As per Document) :	455.77

SL.NO	BUILDING NAME	NON FSI AREA IN Sq m COVERED	NON FSI AREA IN Sq m DEDUCTION	FSI AREA IN Sq m	TOTAL BUILTUP AREA IN Sq m
1.	**APARTMENT BUILDING**				
	STILT FLOOR	205.78	2.32	-	208.10
	FIRST FLOOR	-	2.32	208.98	211.30
	SECOND FLOOR	-	2.32	208.98	211.30
	THIRD FLOOR	-	2.32	208.98	211.30
	FOURTH FLOOR	-	2.32	208.98	211.30
	FIFTH FLOOR	-	2.32	208.98	211.30
TOTAL		205.78	13.92	1044.90	1264.60

DESCRIPTION	CALCULATION	PERMISSIBLE MAX FSI	PROPOSED
FLOOR SPACE INDEX	1044.90 / 455.77	2.6	2.3

PREMIUM FSI CALCULATION
PERMISSIBLE FSI - 2.0
PREMIUM FSI - 9.0M[Road width] - 30%
=[30/100 x2] = 0.3x2 = 0.6
PREMIUM FSI = 2.0+0.6 = 2.6

DWELLING DETAILS

TOTAL NUMBER'S OF UINTS - 20No's

FLOORS	UNITS	SQ.M
FIRST, SECOND, THIRD,FOURTH & FIFTH FLOOR	A	45.43
	B	48.87
	C	49.17
	D	44.65

PARKING DETAILS

	REQ	PRO
TWO WHEELER PARKING	20 No's	24 No's

OWNER'S SIGNATURE

R. MANIKANDAN
Registered Structural Engineer Grade I
GGSR/M/S/0-0/2015/0/0/0/0/0/0/0/0/1
ALIRA ENGINEERING CONSULTANTS
No. 3, Kasthuri Nagar, Kolathur, Chennai - 600 099. Ph: 9176079 1379.
Chennai

STRUCTURAL ENGINEER SIGNATURE

Cell: 63835 58372
T. SURESH KUMAR
Registered Construction Engineer (CE)
Reg.No. CE/Chennai/CE/2019/08/019
No. 1, Devasen Koil Street,
Chengalpattu - 603 001.

CONSTRUCTION ENGINEER SIGNATURE

K. PERIYANNAN
Registered Architect
COA Regn. No.: CA / 92 / 14655
Periyannan Associates
No. 8, Kenata Sri Nagar,
Cathedral Road, Chennai-600 086.
Phone: 044-2811 5181

ARCHITECT ENGINEER SIGNATURE

Signature Not Verified
Signed by Thalamuthu Gnanasekar
Location: Chennai
Date: 2024.03.27 17:17:34 IST