# PLAN SHOWING THE PROPOSED CONSTRUCTION OF GROUND FLOOR AND FIRST FLOOR RCC ROOF COMMERCIAL BUILDING

## IN R.S.NO: 13 / 4A , 13 / 4B , PATTA NO : 1499 , VELANKANNI , VELANKANNI TOWN PANCHAYAT , KILVELUR TALUK , NAGAPPATTINAM DISTRICT.

### NAME OF APPLICANT :- Mrs.V.MARY ISABELLA , W/O.VIMAL.

ELEVATION

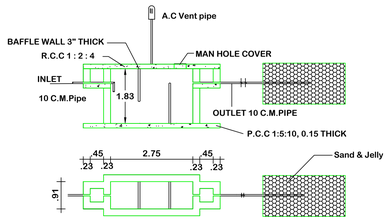


SEPTIC TANK AND TRENCH

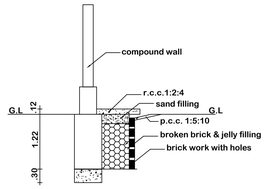


PLINTH BOUNDARY PERCOLATION PIT

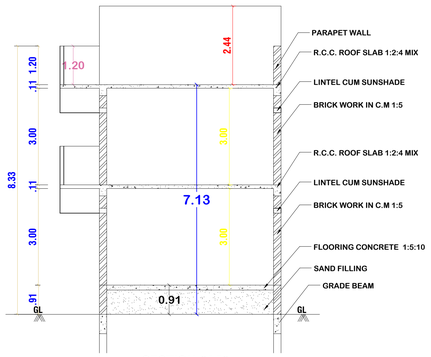


SECTION-"AA"

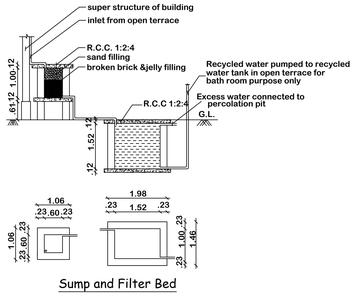


Sump and Filter Bed

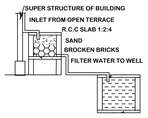


RAINWATER HARVESTING

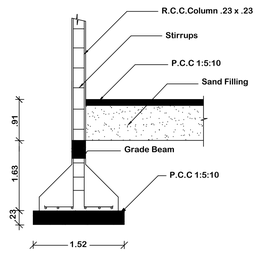


COLUMN DETAIL

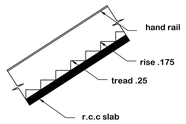


STAIR

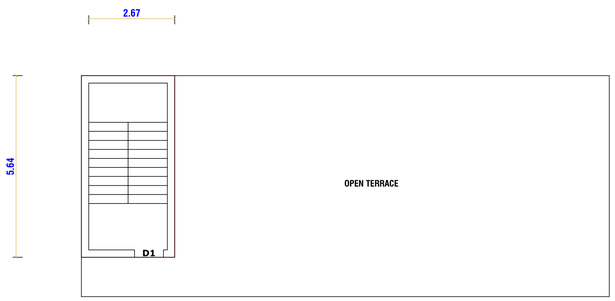


TERRACE FLOOR PLAN

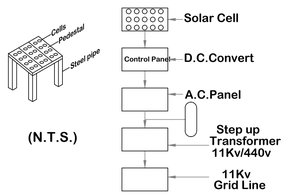


(N.T.S.)

SOLAR SYSTEM FLOW DIAGRAM




KEY PLAN (N.T.S)

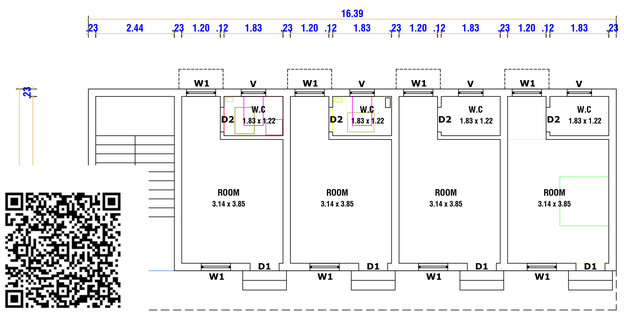


GROUND FLOOR PLAN

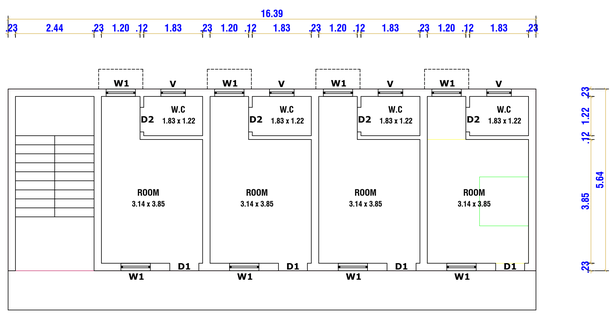


FIRST FLOOR PLAN

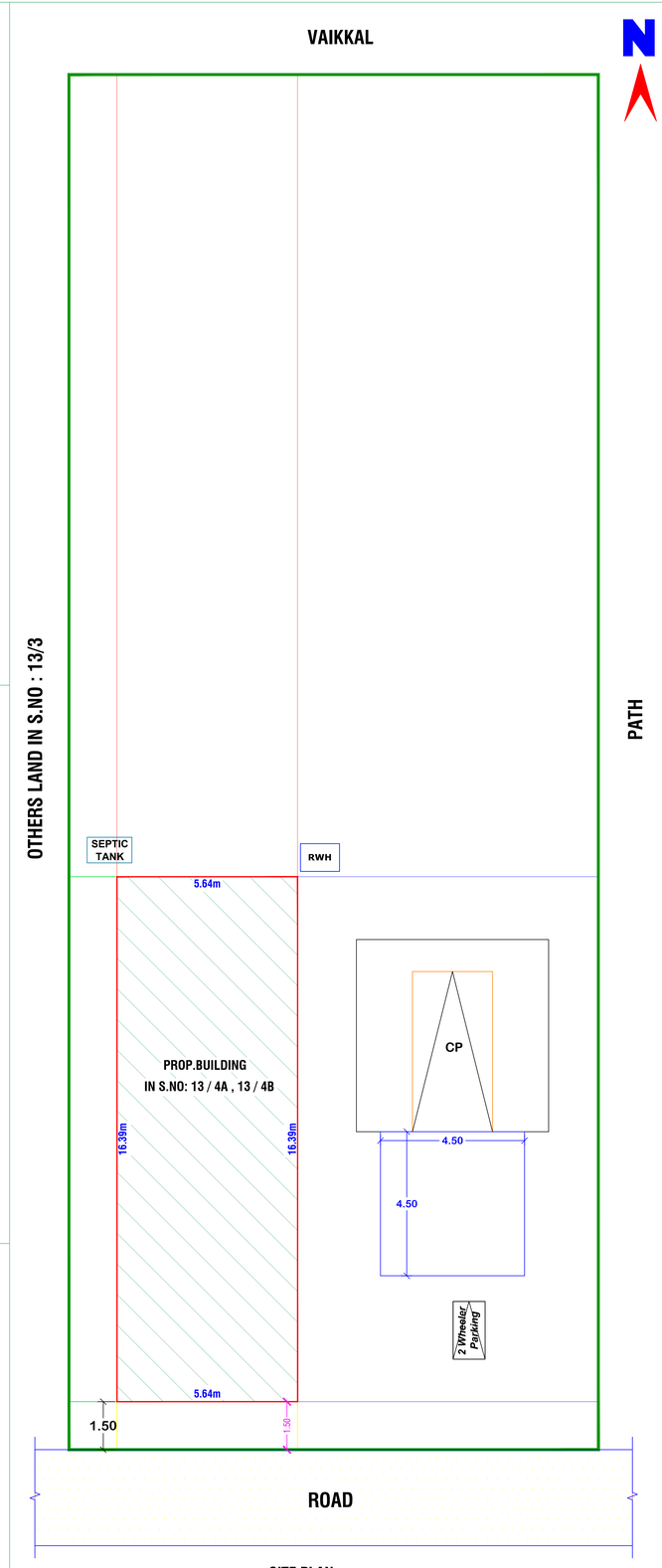


SITE PLAN
SCALE 1:100

OFFICE USE

AREA DETAILS

| REF. | DESCRIPTION | SQ.M | SQ.FT |
|---|---|---|---|
| | SITE AREA | 710.00 | 7642 |
| | PROP. PLINTH AREA IN G.F | 92.44 | 995 |
| | PROP. PLINTH AREA IN F.F | 92.44 | 955 |
| | TOTAL PRO. PLINTH AREA | 184.88 | 1990 |
| | HEAD ROOM AREA (NON FSI) | 16.36 | 176 |
| | OPEN AREA | 617.56 | 6647 |
| | F.S.I | 0.26 | |

JOINERY DETAILS

| | | |
|---|---|---|
| RS | Rolling shutter | 3.00 x 2.40 |
| MD | Door | 1.00 x 2.10 |
| D1 | Door | 0.91 x 2.10 |
| D2 | Door | 0.75 x 2.10 |
| W | Window | 1.50 x 1.50 |
| W1 | Window | 1.20 x 1.50 |
| V | Ventilator | 0.90 x 0.60 |

ALL DIMENSIONS ARE IN METRE, SCALE 1:100

Note:

Waste Water Used for Garden

Rain Water harvesting Details Provided

Rain water harvesting tank to be provided

V. Mary Isabella

APPLICANT

V. Kamalanathan

Er. V. KAMALANATHAN, B.E.,
Civil Engineer
TP.R.E.No: 0003/2020
6/1400, Middle Street, Prathabaramapuram,
Nagapattinam - 611 111.
Ph: 98655 27762

ENGINEER