PLAN SHOWING THE PROPOSED CONSTRUCTION OF KALYANAMANDAPAM BUILDING IN S.F.NO: 381/2B1A2, VILANDAI SOUTH VILLAGE & PANCHAYATH, ANDIMADAM TALUK, ARIYALUR DISTRICT.

SPACE FOR APPROVAL

SCHEDULE OF JOINERY

REFERENCE	METRE
MD ~ MAIN DOOR	3.00 x 2.44
GD ~ GRILL GATE	1.00 x 2.10
CD ~ COLLAPSIBLE GATE	1.00 x 2.44
D ~ FLUSH DOOR	1.00 x 2.13
D1 ~ FLUSH DOOR	0.91 x 2.13
O ~ OPEN	1.00 x 2.13
SD ~ SLIDING DOOR	1.00 x 2.13
W ~ GLAZED WINDOW	1.83 x 1.83
W1~ GLAZED WINDOW	1.31 x 1.83
KW~ KITCHEN WINDOW	1.52 x 1.31
V ~ VENTILATOR	1.00 x 0.91
V1 ~ VENTILATOR	0.76 x 0.91
J ~ JALLY	1.83 x 1.83

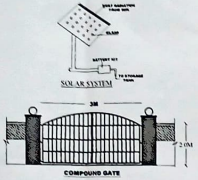

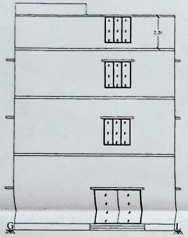
ELEVATION

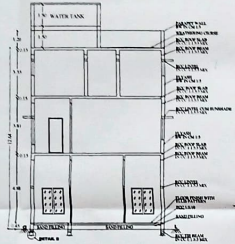
SECTION ON AB

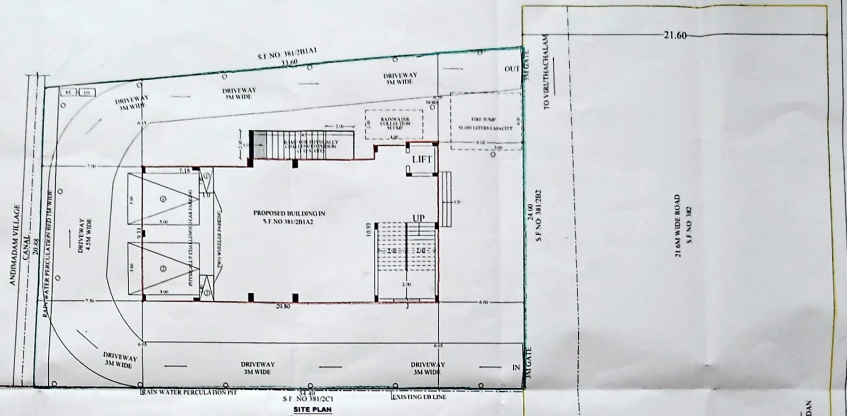

SITE PLAN
(SCALE 1: 100)

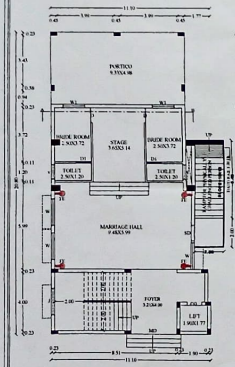
GROUND FLOOR PLAN

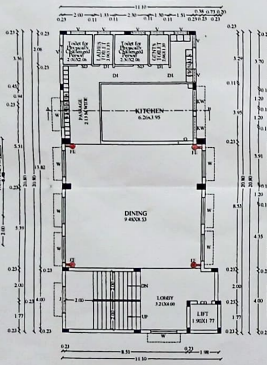
FIRST FLOOR PLAN

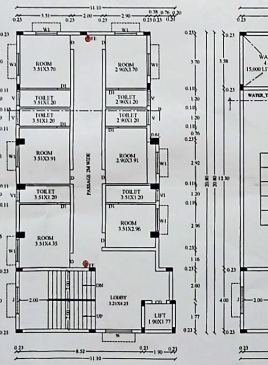
SECOND FLOOR PLAN

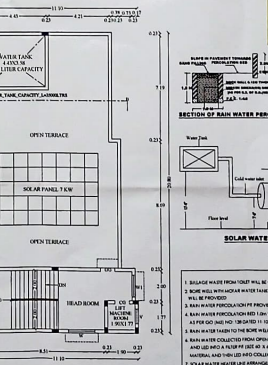
TERRACE FLOOR PLAN

SECTION OF RAIN WATER PERCOLATION BED

SECTION OF STAIRCASE

BORE WELL DETAIL

SOLAR WATER HEATER DETAILS

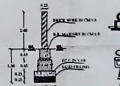
SECTION OF COMPOUND WALL
(SCALE 1:50)

SEPTIC TANK DETAILS

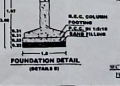
FOUNDATION DETAIL
(DETAILS B)

SECTION OF RAIN WATER PERCULATION PIT

NOTE

1. BALAGE WATER FROM TOILET WILL BE CONNECTED TO IF
2. BORE WELL WITH MOTAR WATER TANK AND PANCHAYATH WATER SUPPLY WILL BE PROVIDED
3. RAIN WATER PERCOLATION PIT PROVIDED @ 1.52 sqm OF FLUSH AREA @ 6 M C/C
4. RAIN WATER PERCOLATION BED 1.0m WIDE WILL BE PROVIDED AROUND THE BUILDING AS PER GO (MS) NO 138 DATED 11.10.03.
5. RAIN WATER TAKEN TO THE BORE WELL THROUGH 150mm DIA PIPES.
6. RAIN WATER COLLECTED FROM OPEN TERRACE SHALL BE CONNECTED THROUGH PIPES AND LED INTO A FILTER PIT (SIZE 4F X 4B X 4D CM) WITH APPROPRIATE FILTER MATERIAL AND THEN LED INTO COLLECTION TANK.
7. SOLAR WATER HEATER LINE ARRANGEMENTS WILL BE PROVIDED.
8. ALL DIMENSIONS ARE IN METRE.
9. MECHANICAL VENTILATOR FROM EXID FOR ALL TOILETS.

AREA DETAILS

DESCRIPTION	SQ.M
PLOT AREA (as per DOCUMENT)	765.99
PLOT AREA (as per PATTA)	766.00
SUPER IMPOSED PLOT AREA	782.44

PROPOSED BUILTUP AREA

SL NO.	DESCRIPTION	F.S.I. AREA (SQM)	NON F.S.I AREA (SQM)	TOTAL AREA (SQM)
1)	GROUND FLOOR AREA	160.52	46.47	206.99
2)	FIRST FLOOR AREA	206.99	-	206.99
3)	SECOND FLOOR AREA	206.99	-	206.99
4)	HEAD ROOM AREA	-	49.07	49.07
5)	TOTAL AREA	574.50	95.54	670.04
6)	VACANT AREA	-	-	555.43

PLOT COVERAGE = 206.99 / 782.44 X 100 = 27.14%
F.S.I = 574.50 / 782.44 = 0.733

ALL DIMENSIONS ARE IN METRE.
SCALE – 1:100

	PROPOSED
PARKING	2 Nos
BORE WELL	2 Nos
SEPTIC TANK	1 No
RAIN WATER PERCOLATION BED	-
RAIN WATER PERCOLATION PIT	-

BORE WELL
ROAD
FIRE EXTINGUISHER

ENGINEER

Dr.R.VETRIVEL, B.E.(Civil), M.E.,Ph.D.,
Govt.Approved Panel Engineer Class-1A,
Registered Engineer
Reg. No.PWD/Div.1/1/Engineer/2010/1997
Ex.Member, Ariyalur Town Panchayat Union,
Ariyalur District, Tamilnadu State - 17
Cell: 97883 52245.

Dr.R.VETRIVEL, B.E.(Civil), M.E.,Ph.D.,
Govt.Approved Panel Engineer Class-1A,
Registered Engineer
Reg. No.PWD/Div.1/1/Engineer/2010/1997
Dr.MG. Gandhiyalangal Street,
Ariyalur Town Panchayat Union,
Ariyalur District, Tamilnadu State - 17
Cell : 97883 52245.

Signature Not Verified
Signed by I. ASSISTANT DIRECTOR
Location: Ariyalur
Date: 2023.04.27 15:40:41