

FRONT ELEVATION - SOUTH FACING (BLOCK - 1)

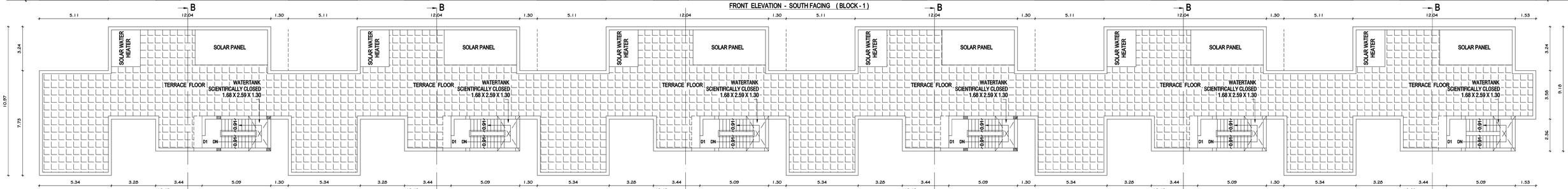

PROPOSED TERRACE FLOOR PLAN - NORTH FACING (BLOCK - 1)

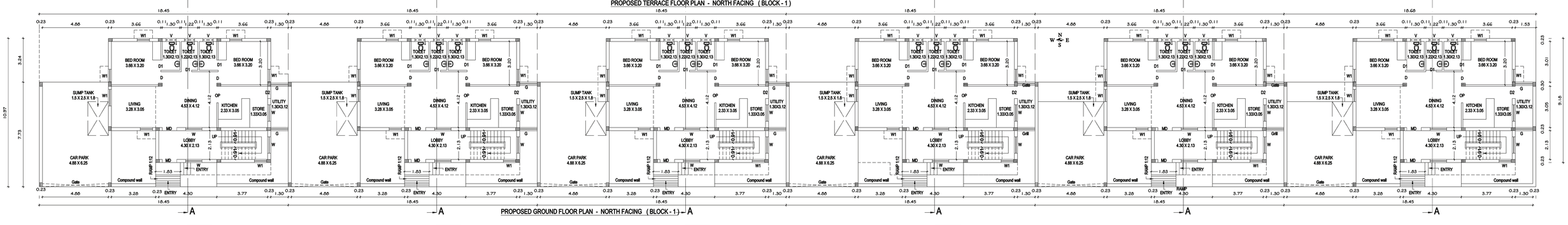

PROPOSED GROUND FLOOR PLAN - NORTH FACING (BLOCK - 1)

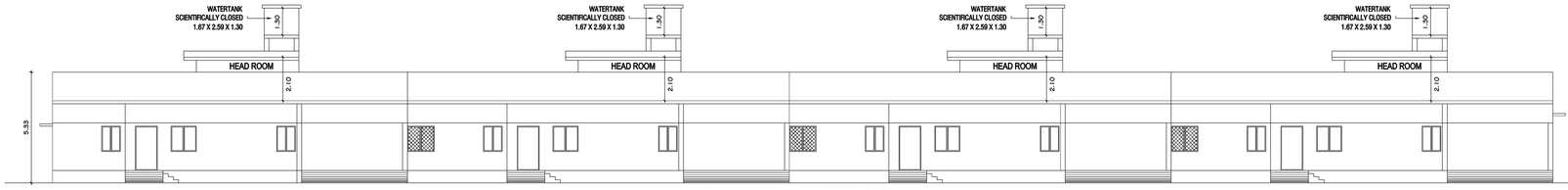

FRONT ELEVATION - SOUTH FACING (BLOCK - 1)

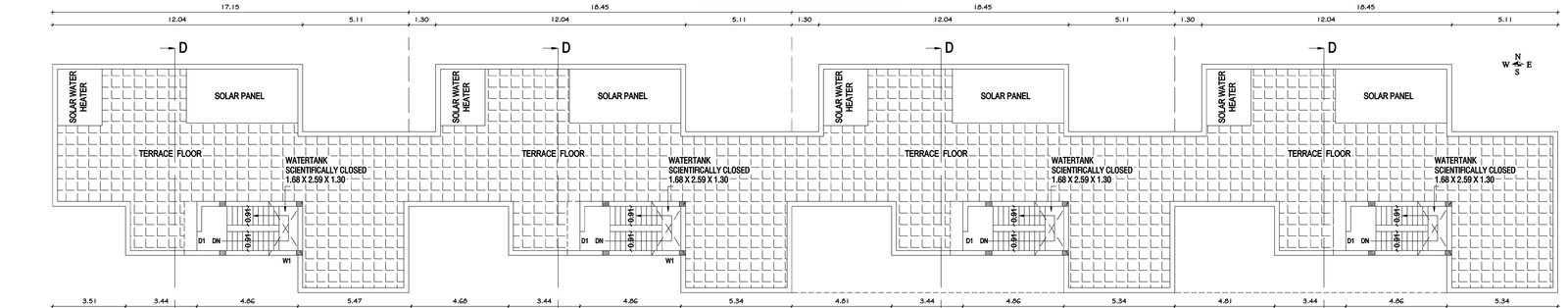

PROPOSED TERRACE FLOOR PLAN - SOUTH FACING (BLOCK - 2)

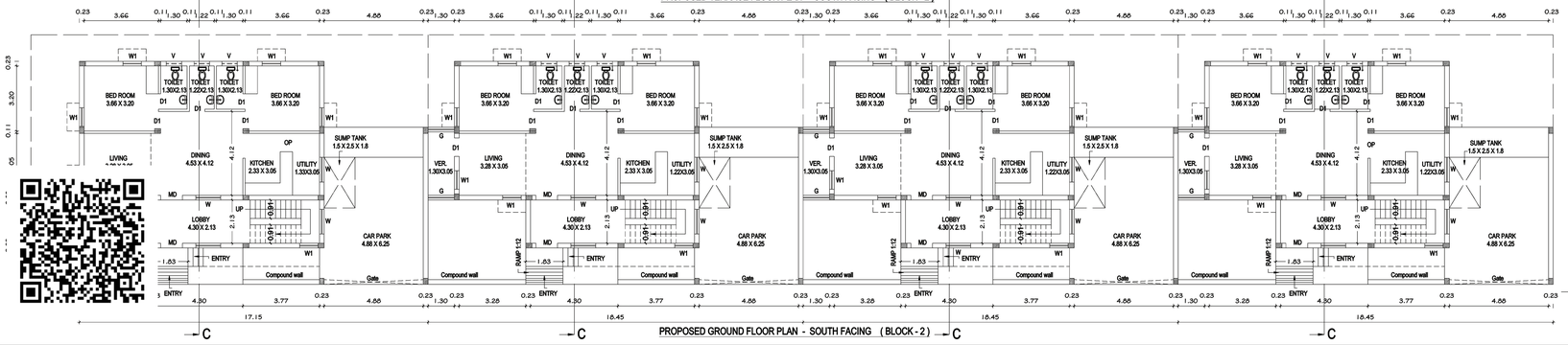

PROPOSED GROUND FLOOR PLAN - SOUTH FACING (BLOCK - 2)

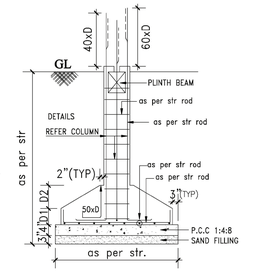

FOUNDATION DETAILS

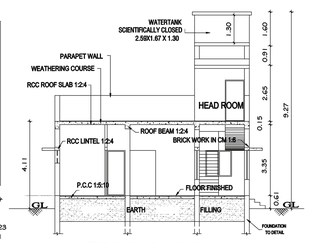

SECTION ON " AB " (BLOCK - 1)

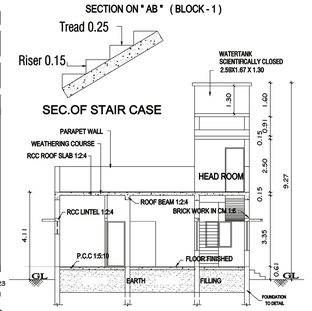

SECTION ON " CD " (BLOCK - 2)

PLAN SHOWING THE PROPOSED CONSTRUCTION OF GROUND and FIRST FLOOR RESIDENTIAL (ROW HOUSE) BUILDING AT NELVAIPALAYAM, IN OLD S.No. 9A /9 , and 9A /10 PART, NEW S.No.9A/9A and 9A/10A, PATTA No.686, OF OLD No.289, NEW No.94 NELVAIPALAYAM VILLAGE, CHEYYUR TALUK, CHENGALPATTU DISTRICT.

" NELVAIPALAYAM PANCHAYAT "

SPECIFICATIONS:

1. R.C.C FOOTINGS FOR FOUNDATION IN M20 MIX
2. R.C.C. COLUMNS IN M20 MIX
3. R.C.C. ROOF SLAB AND BEAMS IN M20 MIX
4. 9" BRICK WORK IN C.M 1:5 IN SUPER STRUCTURE
5. COUNTRY WOOD DOORS WITH FLUSH SHUTTERS
6. COUNRTY WOOD GLAZED WINDOWS
7. INTERNAL PLASTERING IN C.M 1:4
8. EXTERNAL PLASTERING IN CM 1:5
9. WEATHERING COURSE IN BRICK JELLY LIME CONCRETE 1:3 MIX
10. WEATHERING TILES IN 9"X9" BURNT CLAY TILES IN LAID IN1:3 MIX

JOINERY DETAILS:

SL.No.	DESCRIPTION		IN METER
1	ROLLING SHUTTER	RS	3.04X2.13
2	ROLLING SHUTTER	RS1	2.51X2.13
3	ROLLING SHUTTER	RS2	2.48X2.13
4	DOOR	D	1.06X2.13
5	DOOR	D1	0.91X2.13
6	TOILET DOOR	D2	0.76X2.13
7	OPENING	O	0.91X2.13
8	FRANCH WINDOW	F/W	6.78X1.83
9	FRANCH WINDOW	F/W1	4.88X1.83
10	FRANCH WINDOW	F/W2	4.26X1.83
11	FRANCH WINDOW	F/W3	3.66X1.83
12	FRANCH WINDOW	F/W4	2.50X1.83
13	FRANCH WINDOW	F/W5	1.22X1.83
14	WINDOW	W	2.50X1.37
15	WINDOW	W1	1.83X1.37
16	WINDOW	W2	1.22X1.37
17	WINDOW	W3	0.91X1.37
18	KITCHEN WINDOW	KW	2.50X1.06
19	VENTILATOR	V1	2.50X0.91
20	VENTILATOR	V	0.76X1.00

COLOUR INDEX:

PROPOSED BUILDING	
EXISTING ROAD	
BOUNDARY LINE	

SCALE 1 :100	SHEET - 1 / 4

SHEET NO. 01/04

BUILDING PLANNING PERMISSION
APPLICATION NUMBER - SWP/BPA/903578/2026
SCRUTINY REFERENCE NUMBER - SJUQGSQC
SITE BOUNDARY SHOWN AS A TO J
BUILDING PLANNING PERMISSION NUMBER
SWP / RESIDENTIAL BUILDING / A.D./D.T.C.P (CD3) NO.85/2026

For VARAHA MITHRA ASSOCIATES
T.S.V. Venkatesan
Proprietor

OWNER Mr. TSV. VENKATESAN.

ARUN KUMAR.A
B.E.(CIVIL)., M.Tech(Structures).
Grade-II(SE)
CMDA
Reg No.: SE/GR-II/2023/04/340
16/11, Chidambara Swamy 1st Street,
Mylapore, Chennai-600 004.

STRUCTURAL ENGINEER.

Er. C. NALLATHAMBI
REGISTERED ENGINEER (DTCP)
CGLDIST/RE/Gr-III/2024/11/011
DRAF-TECH Builders,
No.8A, Rajendra Prasad Road,
Nehru Nagar, Chromepet, Chennai-600 044.
Mob: 93810 16337

REGISTERED ENGINEER.

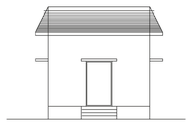

ELEVATION (BLOCK - 8)

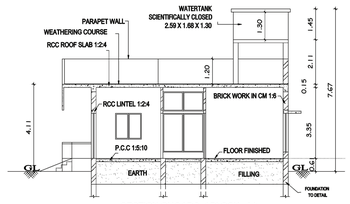

SECTION ON " AB " (BLOCK - 3)

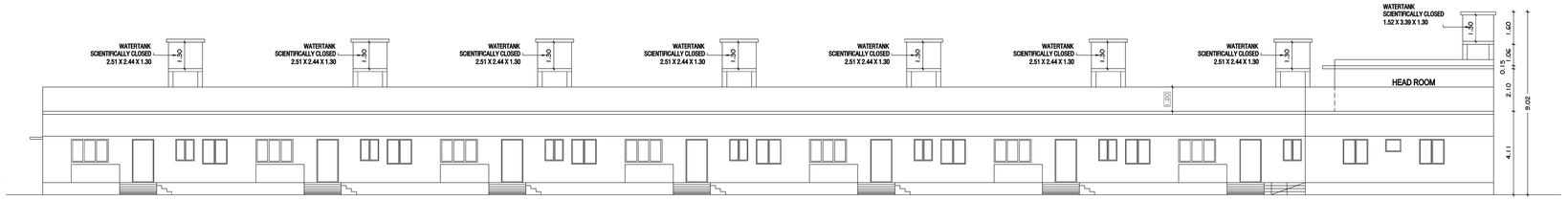

FRONT ELEVATION - NORTH FACING (BLOCK - 3)

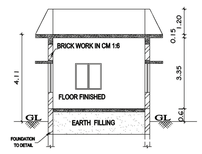

SECTION ON " EF " (BLOCK - 8)

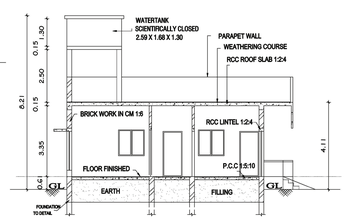

SECTION ON " CD " (BLOCK - 3)

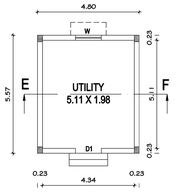

PRO. GROUND FLOOR PLAN - EAST FACING (BLOCK - 8)

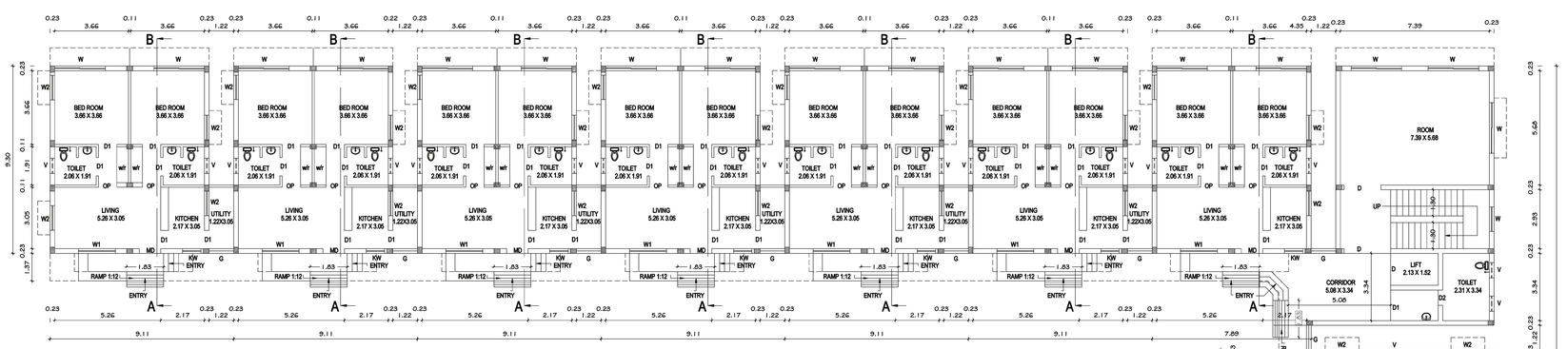

PROPOSED GROUND FLOOR PLAN - NORTH FACING (BLOCK - 3)

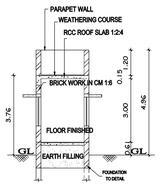

SECTION ON " GH " (SECURITY ROOM)

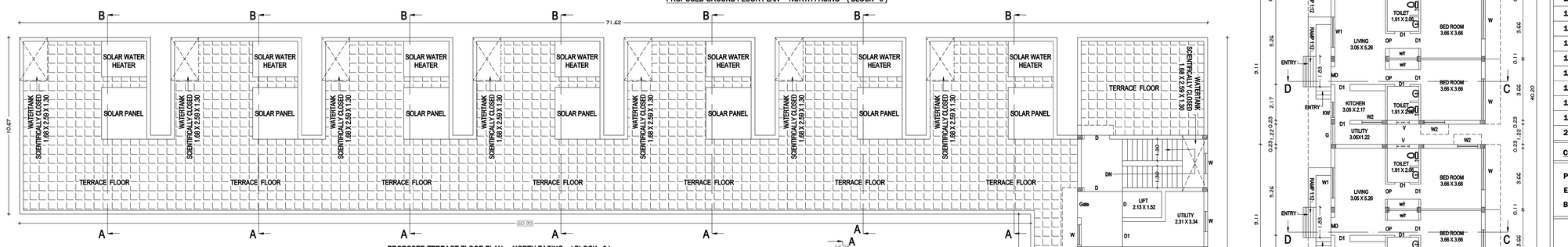

PROPOSED TERRACE FLOOR PLAN - NORTH FACING (BLOCK - 3)

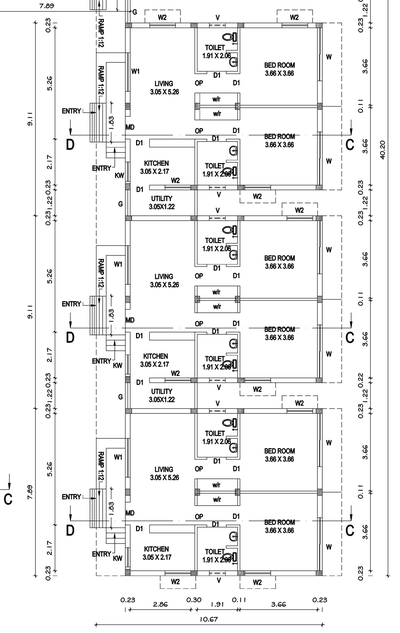

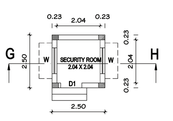

PROPOSED GROUND FLOOR PLAN - NORTH FACING

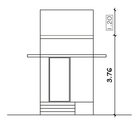

ELEVATION (SECURITY ROOM)

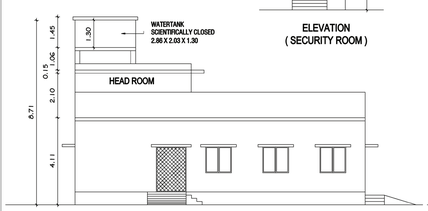

SOUTH FACING ELEVATION - (BLOCK - 4)

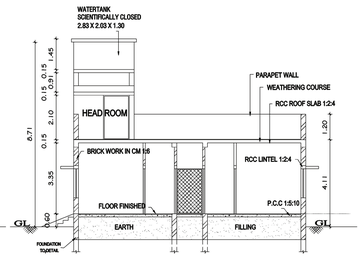

SECTION ON " AB " (BLOCK - 4)

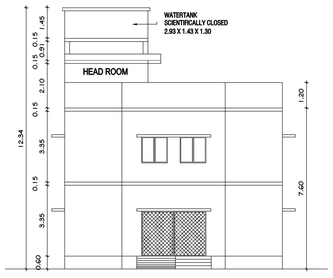

FRONT ELEVATION - EAST FACING (BLOCK - 6)

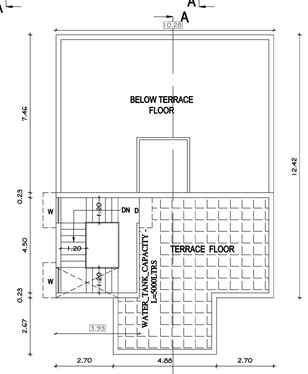

PRO. TERRACE FLOOR PLAN - EAST FACING (BLOCK - 6)

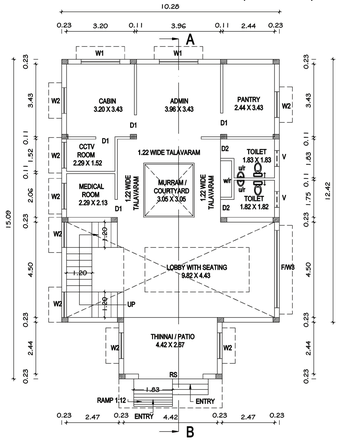

PRO. GROUND FLOOR PLAN - EAST FACING (BLOCK - 6)

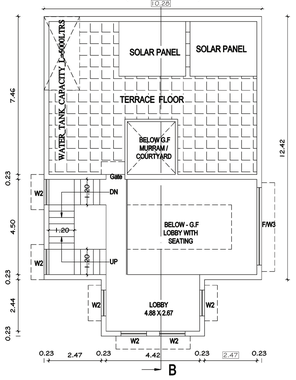

PRO. FIRST FLOOR PLAN - EAST FACING (BLOCK - 6)

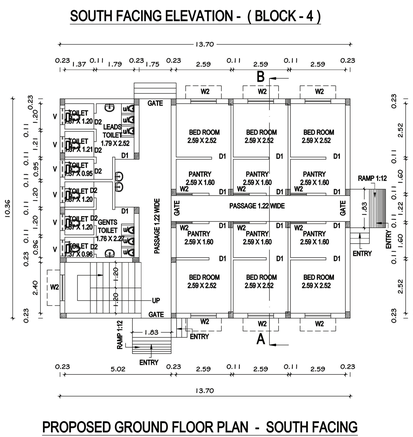

SECTION ON " GH " (SECURITY ROOM)

PROPOSED GROUND FLOOR PLAN - SOUTH FACING (BLOCK - 4)

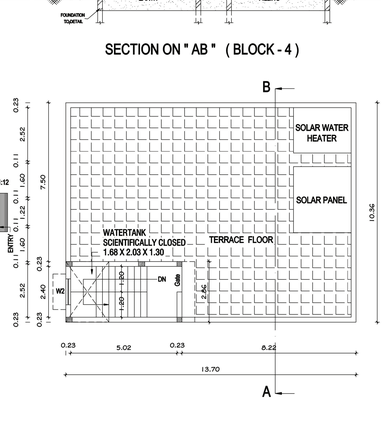

PROPOSED TERRACE FLOOR PLAN - SOUTH FACING (BLOCK - 4)

PRO. GROUND FLOOR PLAN - EAST FACING (BLOCK - 6)

PRO. FIRST FLOOR PLAN - EAST FACING (BLOCK - 6)

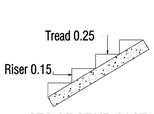

SEC.OF STAIR CASE

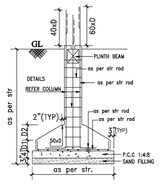

FOUNDATION DETAILS

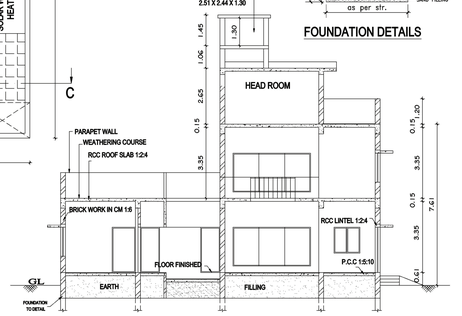

SECTION ON " AB " (BLOCK - 6)

SCALE 1 :100	SHEET - 2 / 4

PLAN SHOWING THE PROPOSED CONSTRUCTION OF GROUND and FIRST FLOOR RESIDENTIAL (ROW HOUSE) BUILDING AT NELVAIPALAYAM, IN OLD S.No. 9A /9 , and 9A /10 PART, NEW S.No.9A/9A and 9A/10A, PATTA No. 686, OF OLD No.289, NEW No.94 NELVAIPALAYAM VILLAGE, CHEYYUR TALUK, CHENGALPATTU DISTRICT.

" NELVAIPALAYAM PANCHAYAT "

SPECIFICATIONS:

1. R.C.C FOOTINGS FOR FOUNDATION IN M20 MIX
2. R.C.C. COLUMNS IN M20 MIX
3. R.C.C. ROOF SLAB AND BEAMS IN M20 MIX
4. 9" BRICK WORK IN C.M 1:5 IN SUPER STRUCTURE
5. COUNTRY WOOD DOORS WITH FLUSH SHUTTERS
6. COUNRTY WOOD GLAZED WINDOWS
7. INTERNAL PLASTERING IN C.M 1:4
8. EXTERNAL PLASTERING IN CM 1:5
9. WEATHERING COURSE IN BRICK JELLY LIME CONCRETE 1:3 MIX
10. WEATHERING TILES IN 9"X9" BURNT CLAY TILES IN LAID IN1:3 MIX

JOINERY DETAILS:

SL.No.	DESCRIPTION		IN METER
1	ROLLING SHUTTER	RS	3.04X2.13
2	ROLLING SHUTTER	RS1	2.51X2.13
3	ROLLING SHUTTER	RS2	2.48X2.13
4	DOOR	D	1.06X2.13
5	DOOR	D1	0.91X2.13
6	TOILET DOOR	D2	0.76X2.13
7	OPENING	O	0.91X2.13
8	FRANCH WINDOW	F/W	6.78X1.83
9	FRANCH WINDOW	F/W1	4.88X1.83
10	FRANCH WINDOW	F/W2	4.26X1.83
11	FRANCH WINDOW	F/W3	3.66X1.83
12	FRANCH WINDOW	F/W4	2.50X1.83
13	FRANCH WINDOW	F/W5	1.22X1.83
14	WINDOW	W	2.50X1.37
15	WINDOW	W1	1.83X1.37
16	WINDOW	W2	1.22X1.37
17	WINDOW	W3	0.91X1.37
18	KITCHEN WINDOW	KW	2.50X1.06
19	VENTILATOR	V1	2.50X0.91
20	VENTILATOR	V	0.76X1.00

COLOUR INDEX:

PROPOSED BUILDING

EXISTING ROAD

BOUNDARY LINE

SHEET NO. 02/04

BUILDING PLANNING PERMISSION
APPLICATION NUMBER - SWP/BPA/903578/2026
SCRUTINY REFERENCE NUMBER - SJUQGSQC
SITE BOUNDARY SHOWN AS A TO J
BUILDING PLANNING PERMISSION NUMBER
SWP / RESIDENTIAL BUILDING / A.D./D.T.C.P (CD3) NO.85/2026

For VARAHA MITHRA ASSOCIATES

T.S.V. Venkatesan

Proprietor

OWNER Mr. TSV. VENKATESAN.

ARUN KUMAR.A
B.E.(CIVIL)., M.Tech(Structures).
Grade-II(SE)
CMDA
Reg.No.: SE/GR-II/2023/04/340
16/11, Chidambara Swamy 1st Street,
Mylapore, Chennai-600 004.

STRUCTURAL ENGINEER.

Er. C. NALLATHAMBI
REGISTERED ENGINEER (DTCP)
CGLDIST/RE/Gr-III/2024/11/011
DRAF-TECH Builders,
No.8A, Rajendra Prasad Road,
Nehru Nagar, Chrompet, Chennai-600 044.
Mob: 93810 16337

REGISTERED ENGINEER.

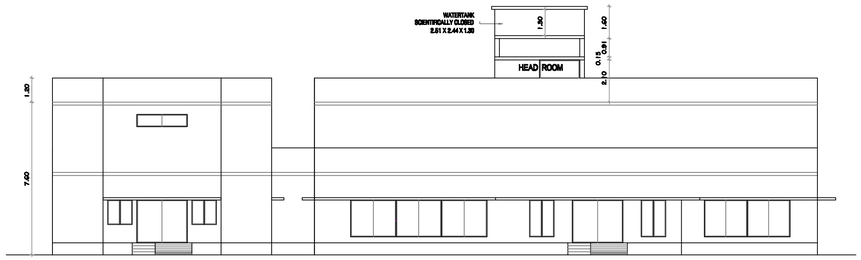

FRONT ELEVATION (BLOCK - 5)

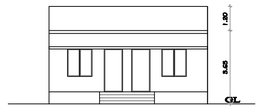

ELEVATION EAST SIDE
(BLOCK - 9)

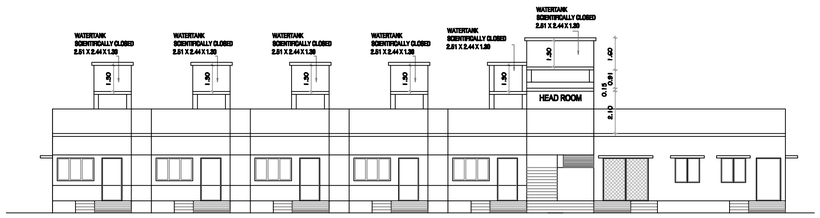

FRONT ELEVATION FLOOR PLAN (BLOCK - 7)

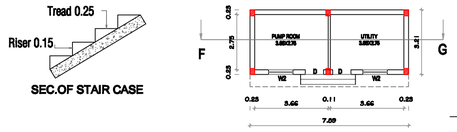

PROPOSED GROUND FLOOR PLAN
(BLOCK -9)

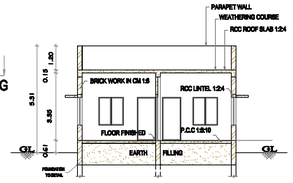

SECTION ON " GF "
(BLOCK - 9)

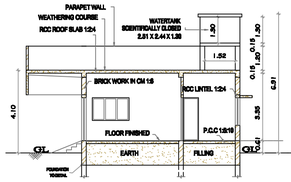

SECTION ON " AB " (BLOCK - 7)

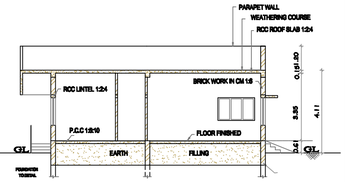

SECTION ON " CD " (BLOCK - 7)

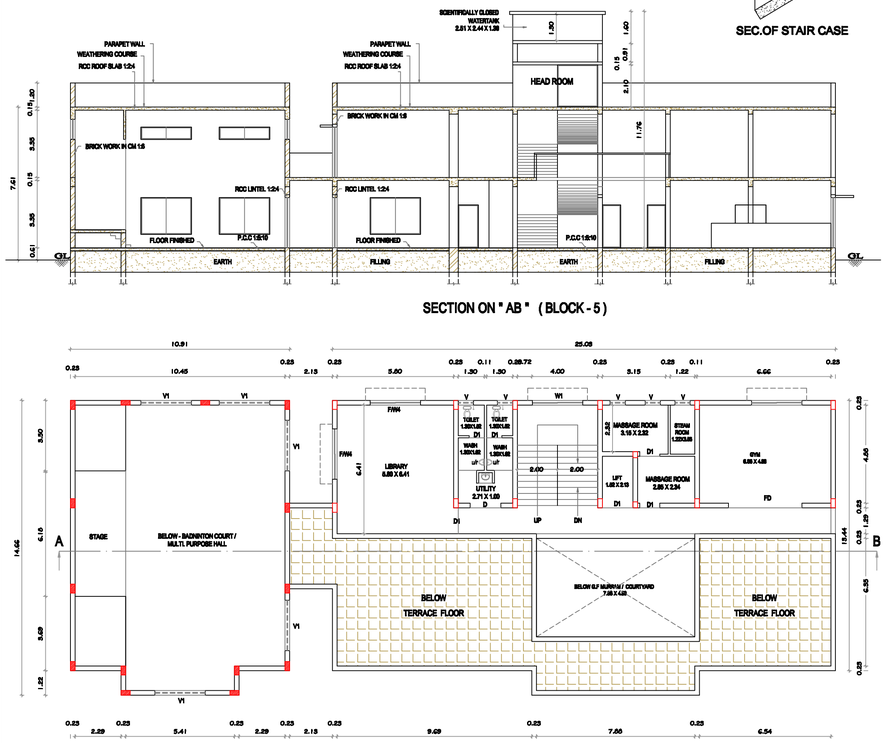

SECTION ON " AB " (BLOCK - 5)

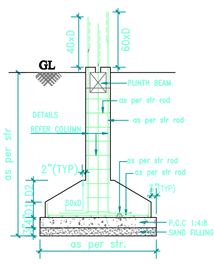

FOUNDATION DETAILS

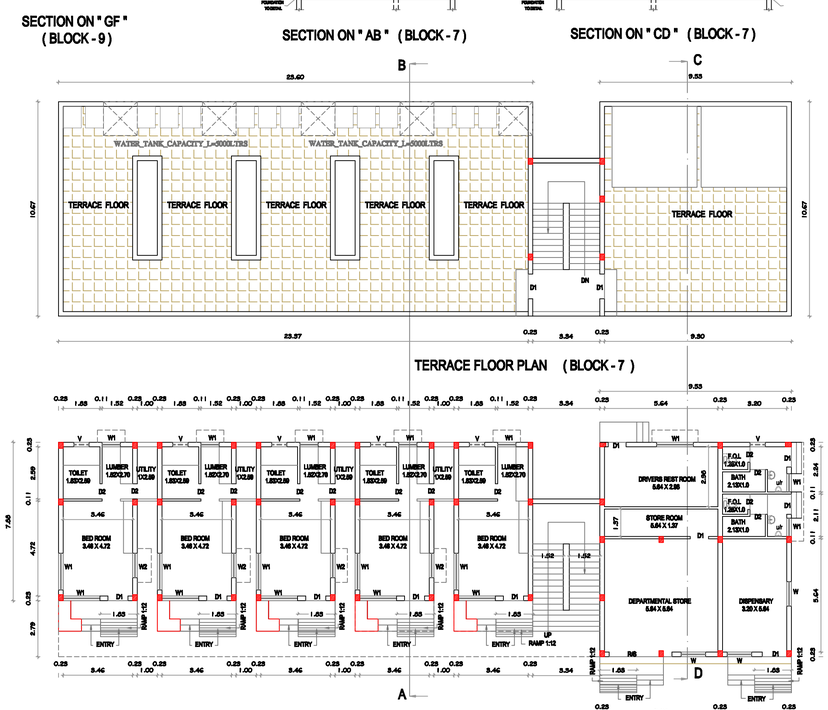

TERRACE FLOOR PLAN (BLOCK - 7)

PROPOSED FIRST FLOOR PLAN - SOUTH FACING (BLOCK - 5)

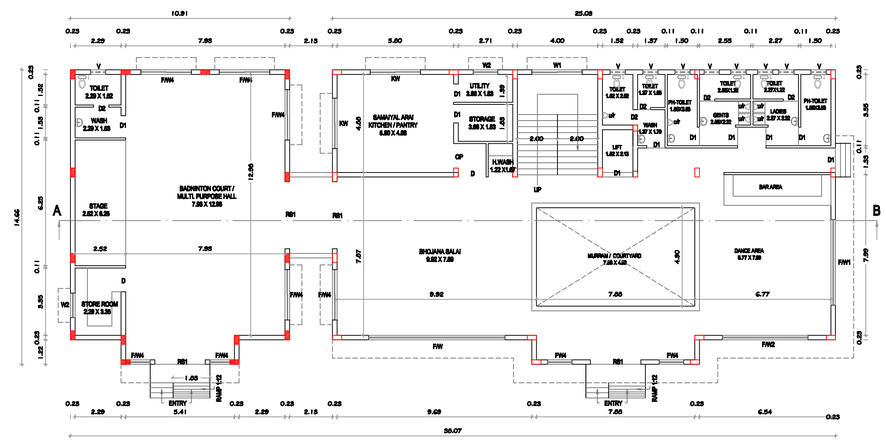

PROPOSED GROUND FLOOR PLAN - SOUTH FACING (BLOCK - 5)

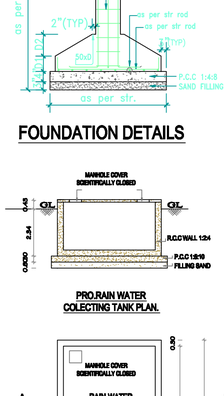

PRO. GROUND FLOOR PLAN - WEST FASING (BLOCK - 7)

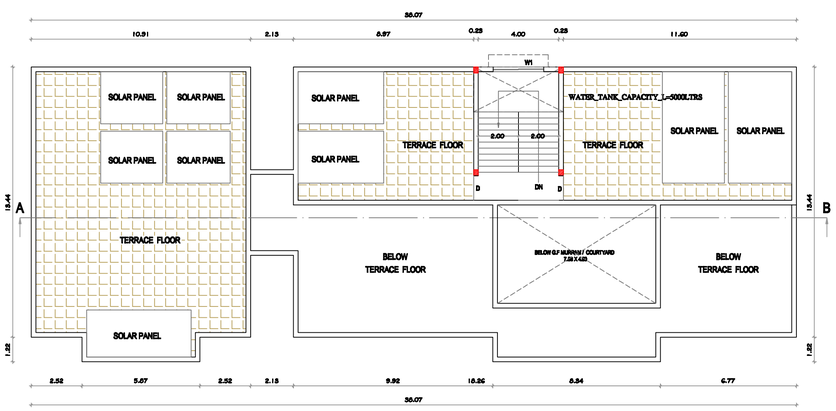

PROPOSED TERRACE FLOOR PLAN - SOUTH FACING (BLOCK-5)

SCALE 1 :100	SHEET - 3 / 4

PLAN SHOWING THE PROPOSED CONSTRUCTION OF GROUND and FIRST FLOOR RESIDENTIAL (ROW HOUSE) BUILDING AT NELVAIPALAYAM, IN OLD S.No. 9A /9 , and 9A /10 PART, NEW S.No.9A/9A and 9A/10A, PATTA No. 686, OF OLD No.289, NEW No.94 NELVAIPALAYAM VILLAGE, CHEYYUR TALUK, CHENGALPATTU DISTRICT.

" NELVAIPALAYAM PANCHAYAT "

SPECIFICATIONS:

1. R.C.C FOOTINGS FOR FOUNDATION IN M20 MIX
2. R.C.C. COLUMNS IN M20 MIX
3. R.C.C. ROOF SLAB AND BEAMS IN M20 MIX
4. 9" BRICK WORK IN C.M 1:5 IN SUPER STRUCTURE
5. COUNTRY WOOD DOORS WITH FLUSH SHUTTERS
6. COUNTRY WOOD GLAZED WINDOWS
7. INTERNAL PLASTERING IN C.M 1:4
8. EXTERNAL PLASTERING IN CM 1:5
9. WEATHERING COURSE IN BRICK JELLY LIME CONCRETE 1:3 MIX
10. WEATHERING TILES IN 9"X9" BURNT CLAY TILES IN LAID IN1:3 MIX

JOINERY DETAILS:

Sl.No.	DESCRIPTION		IN METER
1	ROLLING SHUTTER	RS	3.04X2.13
2	ROLLING SHUTTER	RS1	2.51X2.13
3	ROLLING SHUTTER	RS2	2.46X2.13
4	DOOR	D	1.06X2.13
5	DOOR	D1	0.91X2.13
6	TOILET DOOR	D2	0.76X2.13
7	OPENING	O	0.91X2.13
8	FRANCH WINDOW	F/W	6.78X1.83
9	FRANCH WINDOW	F/W1	4.88X1.83
10	FRANCH WINDOW	F/W2	4.26X1.83
11	FRANCH WINDOW	F/W3	3.66X1.83
12	FRANCH WINDOW	F/W4	2.50X1.83
13	FRANCH WINDOW	F/W5	1.22X1.83
14	WINDOW	W	2.50X1.37
15	WINDOW	W1	1.83X1.37
16	WINDOW	W2	1.22X1.37
17	WINDOW	W3	0.91X1.37
18	KITCHEN WINDOW	KW	2.50X1.06
19	VENTILATOR	V1	2.50X0.91
20	VENTILATOR	V	0.76X1.00

COLOUR INDEX:

PROPOSED BUILDING	
EXISTING ROAD	
BOUNDARY LINE	

SHEET NO. 03/04

BUILDING PLANNING PERMISSION
APPLICATION NUMBER - SWP/BPA/903578/2026
SCRUTINY REFERENCE NUMBER - SJUQGSQC
SITE BOUNDARY SHOWN AS A TO J
BUILDING PLANNING PERMISSION NUMBER
SWP / RESIDENTIAL BUILDING / A.D./D.T.C.P (CD3) NO.85/2026

For VARAHA MITHRA ASSOCIATES

Proprietor

OWNER Mr. TSV. VENKATESAN.

ARUN KUMAR.A
B.E.(CIVIL)., M.Tech(Structures).
Grade-II(SE)
CMDA
Reg No : SE/GR-II/2023/04/340
16/11, Chidambara Swamy 1st Street,
Mylapore, Chennai-600 004.

STRUCTURAL ENGINEER.

Er. C. NALLATHAMBI
REGISTERED ENGINEER (DTCP)
CGLDIST/RE/Gr-III/2024/11/011
DRAF - TECH Builders,
No. 8A, Rajendra Prasad Road,
Nehru Nagar, Chromepet, Chennai-600 044.
Mob: 93810 16337

REGISTERED ENGINEER.

SCALE 1 :100 | SHEET - 4 / 4

PLAN SHOWING THE PROPOSED CONSTRUCTION OF RESIDENTIAL BUILDING (ROW HOUSE) (GROUND and FIRST FLOOR) AT NELVAIPALAYAM, IN OLD S.No. 9A /9 , and 9A /10 PART, NEW S.No.9A/9A and 9A/10A, PATTA No.686, OF OLD No. 289, NEW No. 94 NELVAIPALAYAM VILLAGE, CHEYYUR TALUK, CHENGALPATTU DISTRICT.

" NELVAIPALAYAM PANCHAYAT"

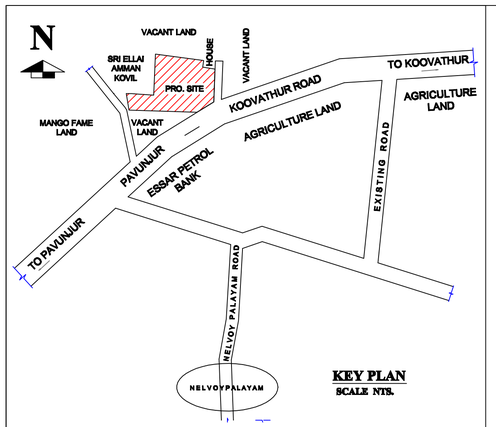

KEY PLAN
SCALE NTS.

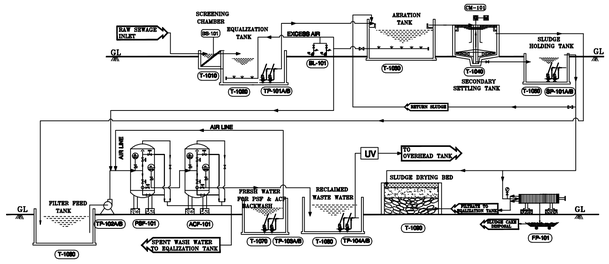

SEWAGE TREATMENT PLANT (STP)

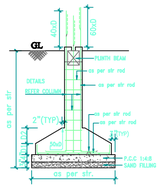

FOUNDATION DETAILS

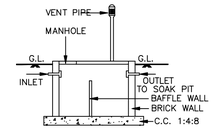

SECTION OF SEP.TANK

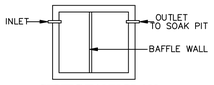

SEPTIC TANK PLAN

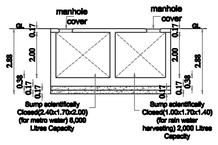

SUMP SECTION ON - BB

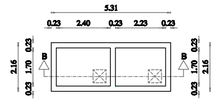

SUMP PLAN.

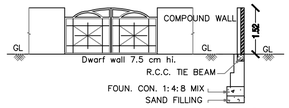

COMPOUND WALL DETAILS SECTION

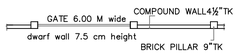

COMPOUND WALL PLAN



Dwarf Wall Details

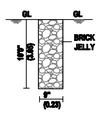

PERCULATION PIT

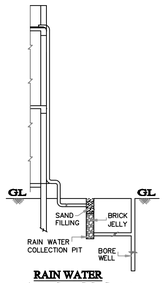

RAIN WATER HARVESTING SYSTEM

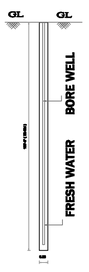

SEC.OF BORE WELL

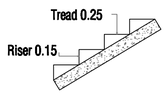

SEC.OF STAIR CASE

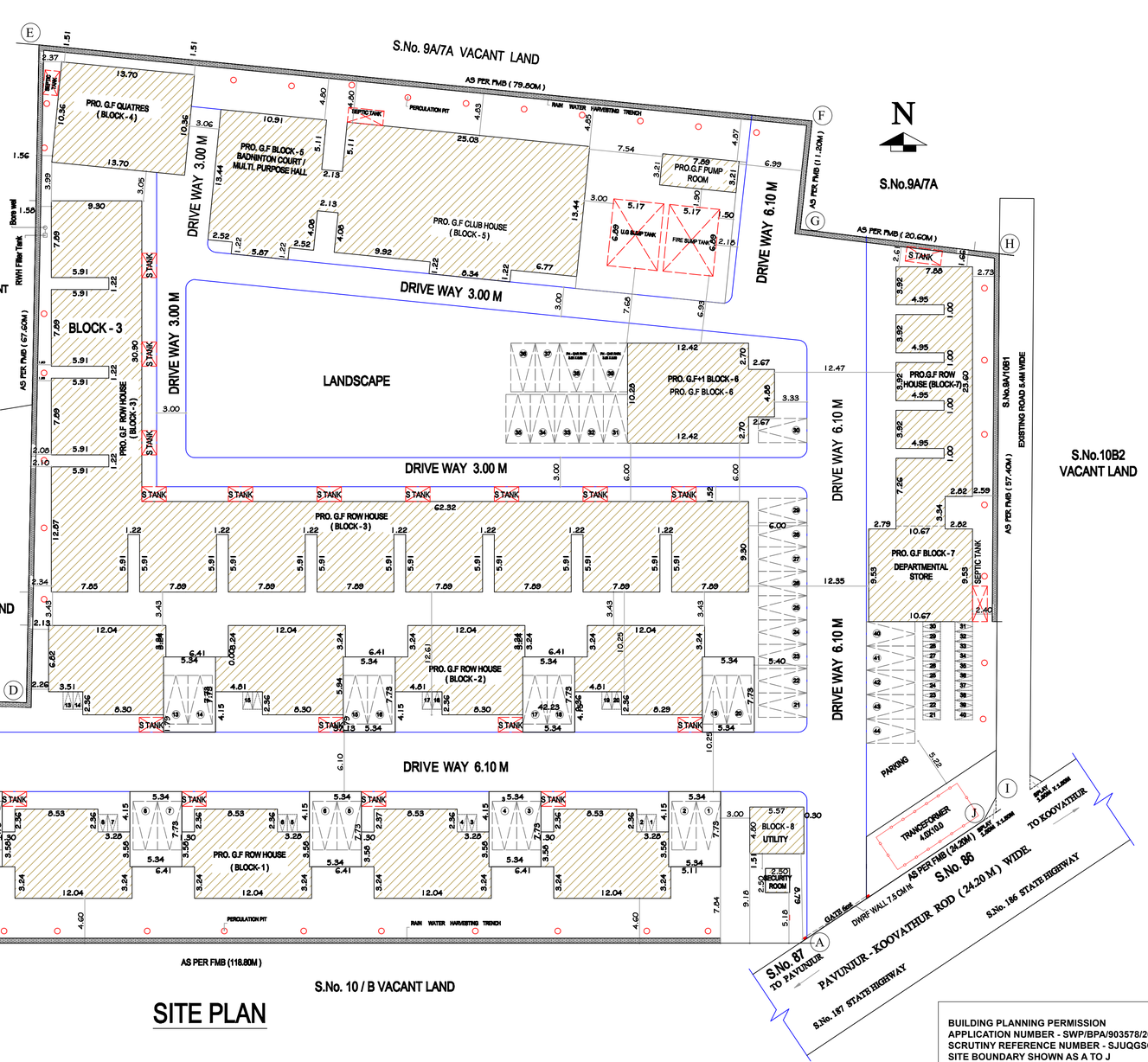

SITE PLAN

SPECIFICATIONS:
1. R.C.C FOOTINGS FOR FOUNDATION IN M20 MIX
2. R.C.C. COLUMNS IN M20 MIX
3. R.C.C. ROOF SLAB AND BEAMS IN M20 MIX
4. 9" BRICK WORK IN C.M 1:5 IN SUPER STRUCTURE
5. COUNTRY WOOD DOORS WITH FLUSH SHUTTERS
6. COUNTRY WOOD GLAZED WINDOWS
7. INTERNAL PLASTERING IN C.M 1:4
8. EXTERNAL PLASTERING IN CM 1:5
9. WEATHERING COURSE IN BRICK JELLY LIME CONCRETE 1:3 MIX
10. WEATHERING TILES IN 9"X9" BURNT CLAY TILES IN LAID IN1:3 MIX

AREA STATEMENT	ACRE	Sq.Ft	Sq.Mt
PLOT AREA (AS PER DOCUMENT)	2.40	104544.00	9712.37
PLOT AREA (AS PER PATTA)		104357.00	9695.00
PLOT AREA (AS PER SITE)		101641.00	9442.72

DESCRIPTION	FSI AREA Sq.Mt	NON FSI AREA Sq.Mt	BUILT UP AREA Sq.Mt
PRO. G.F Residential AREA (BLOCK - 1)	884.94	-	884.94
PRO. HEAD ROOM AREA (BLOCK - 1)	-	79.08	79.08
PRO. G.F Residential AREA (BLOCK - 2)	582.88	-	582.88
PRO. HEAD ROOM AREA (BLOCK - 2)	-	52.72	52.72
PRO. G.F Residential AREA (BLOCK - 3)	881.34	-	881.34
PRO. HEAD ROOM AREA (BLOCK - 3)	-	54.64	54.64
PRO. G.F Quatres AREA (BLOCK - 4)	141.93	-	141.93
PRO. HEAD ROOM AREA (BLOCK - 4)	-	15.67	15.67
PRO. G.F Club House AREA (BLOCK - 5)	470.82	-	470.82
PRO. F.F Club House AREA (BLOCK - 5)	171.71	-	171.71
PRO. HEAD ROOM AREA (BLOCK - 5)	-	29.57	29.57
PRO. G.F Commercial AREA (BLOCK - 6)	135.17	-	135.17
PRO. F.F Commercial AREA (BLOCK - 6)	64.02	-	64.02
PRO. HEAD ROOM AREA (BLOCK - 6)	-	19.49	19.49
PRO. G.F Residential AREA (BLOCK- 7 pt)	184.84		184.84
PRO. G.F Departmental AREA (BLOCK-7 pt)	101.89		101.89
PRO. HEAD ROOM AREA (BLOCK - 7)	-	29.83	29.83
PRO. G.F UTILTY AREA (BLOCK - 8)	26.74	-	26.74
PRO. G.F PUMP ROOM AREA (BLOCK - 9)	25.33		25.33
PRO. G.F SECURITY ROOM AREA	-	12.50	12.50
TOTAL	3671.11	293.50	3964.61

PLOT COVERAGE : 36 %	FLOOR SPACE INDEX : 0.38

NO OF DWELLING UNITS	
BLOCK - 1	06
BLOCK - 2	04
BLOCK - 3	10
BLOCK - 4	06
BLOCK - 7	05

COLOUR INDEX:
PROPOSED BUILDING
EXISTING ROAD
BOUNDARY LINE

PARKING DETAILS:

DESCRIPTION	CAR PARKING		TWO WHEELER	
	REQUIRED	PROVIED	REQUIRED	PROVIED
BLOCK - 1 06 X DU	06	12	-	12
BLOCK - 2 04 X DU	04	08	-	08
BLOCK - 3 10 X DU	05	05	-	-
BLOCK - 4 06 X DU	-	-	06	06
BLOCK - 7 05 X DU	-	-	05	05
DEPARTMENTAL STORE	02	02	02	02
CLUB HOUSE BLOCK - 5	07	10	-	-
TOTAL PARKING	24	37	13	33
PH PARKING		02		
VISITOR PARKING		05		07
NET TOTAL PARKING		44		40

For VARAHA MITHRA ASSOCIATES
Proprietor

OWNER Mr. TSV. VENKATESAN.

ARUN KUMAR.A
B.E.(CIVIL)., M.Tech(Structures).
Grade-II(SE)
CMDA
Reg No : SE/GR-II/2023/04/340
16/11, Chidambara Swamy 1st Street.
Mylapore, Chennai-600 004.

STRUCTURAL ENGINEER.

Er. C. NALLATHAMBI
REGISTERED ENGINEER (DTCP)
CGLDIST/RE/Gr-III/2024/11/011
DRAF-TECH Builders,
No.8A, Rajendra Prasad Road,
Nehru Nagar, Chromepet, Chennai-600 044.
Mob: 93810 16337

REGISTERED ENGINEER.

SHEET NO. 04/04

BUILDING PLANNING PERMISSION
APPLICATION NUMBER - SWP/BPA/903578/2026
SCRUTINY REFERENCE NUMBER - SJUQGSQC
SITE BOUNDARY SHOWN AS A TO J
BUILDING PLANNING PERMISSION NUMBER
SWP / RESIDENTIAL BUILDING / A.D./D.T.C.P (CD3) NO.85/2026

Signature Not Verified
Signed by Assistant Director
Location: Chengalpattu
Date: 2026.09.21 10:39:04