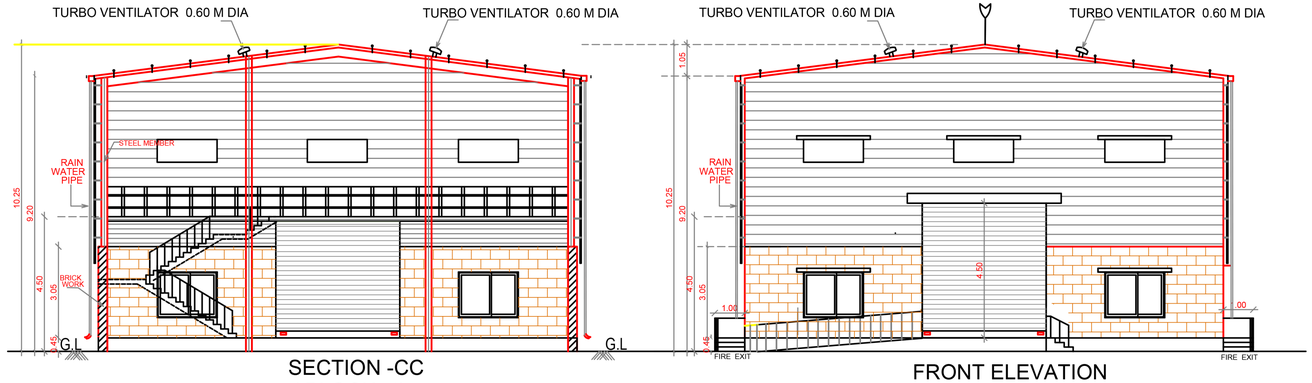

SECTION -CC
(BLOCK 4)

FRONT ELEVATION
(BLOCK 4)

WORKER'S DETAILS

NO OF WORKERS MALE - 08 NOS
NO OF WORKERS FEMALE - 04 NOS

SANITATION REQUIREMENTS

DESCRIPTION	REQUIRED		PROVIDED	
	MALE	FEMALE	MALE	FEMALE
WC	1	1	1	1
URINAL	1	--	1	--
WSAH BASIN	1	1	1	1
DRINKING WATER FOUNTAINS	1	1	1	1
EMERGENCY FOUNTAINS	1	1	1	1

SOLAR HOT WATER SYSTEM DETAILS

NO OF WORKERS MALE - 08 NOS
NO OF WORKERS FEMALE - 04 NOS
TOTAL NO OF WORKERS - 12 NOS

WATER CONSUMPTION @80 Lit / Person / Day

TOTAL CONSUMPTION (12 X 80) : 960 Litres
NO OF SWHS (3000 Litres Capacity) : 1NO

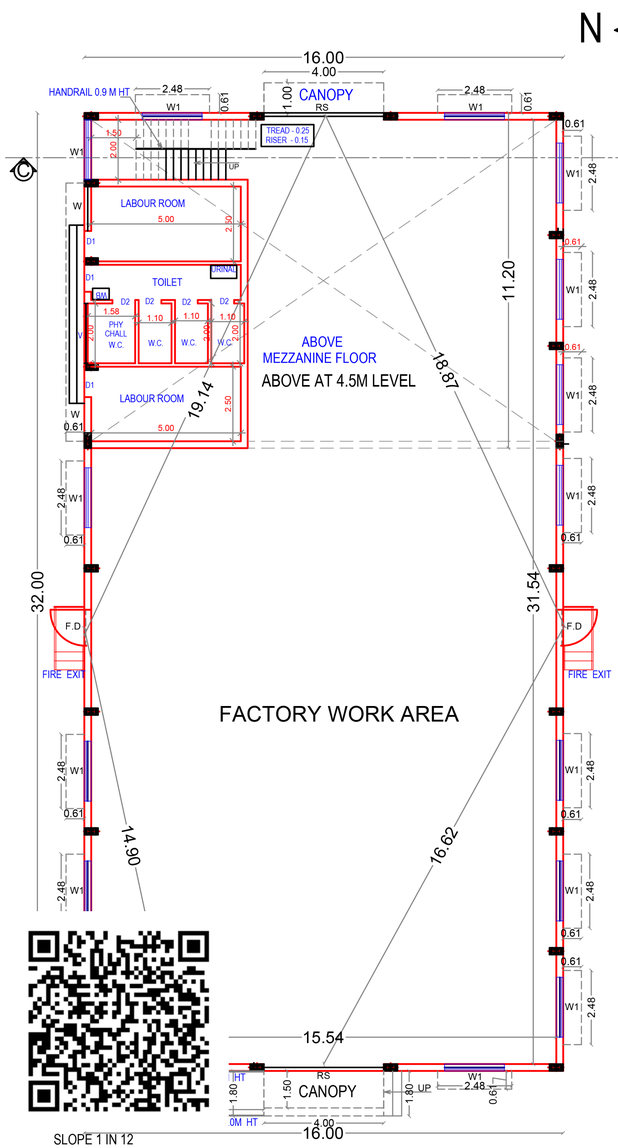

GROUND FLOOR PLAN
(BLOCK 4)

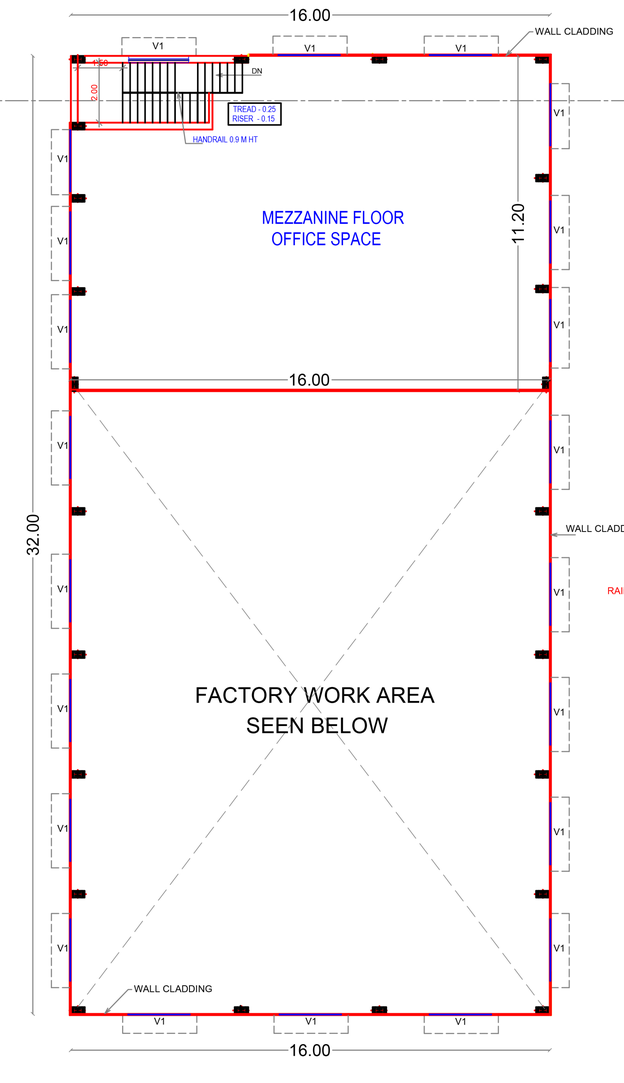

MEZZANINE FLOOR PLAN
(BLOCK 4)

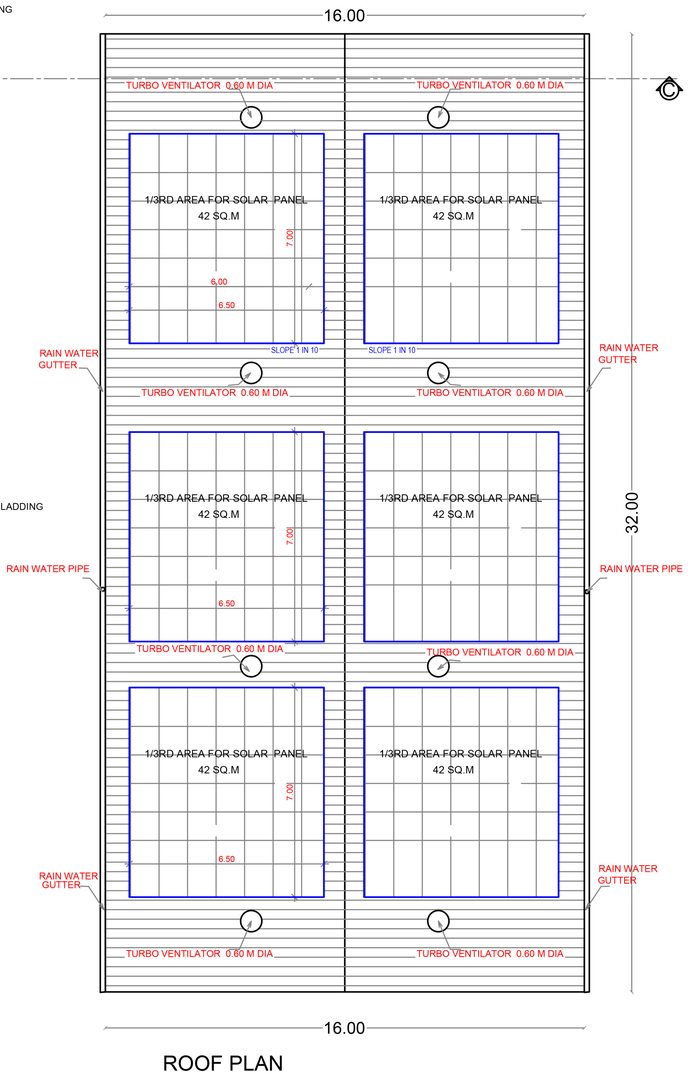

ROOF PLAN
(BLOCK 4)

SHEET NO : 03 /03

PLAN SHOWING THE PROPOSAL OF INDUSTRIAL BUILDING IN S.NO :396/2B, 396/3A2B & 396/3B2 DEVANTHAVAKKAM VILLAGE ,UTHUKKOTTAI TALUK THIRUVALLUR DISTRICT

INDUSTRY TYPE :GREEN INDUSTRY

NO: 22 - FURNITURE (WOODEN & STEEL)
NO: 34 - CARPENTRY EXCLUDING SAW MILL

SPECIFICATION

1. FOUNDATION : R.C.C FOOTING & PLINTHBEAM 1:1.5:3
2. SUPER STRUCTURE - 0.23 THK BRICK WORK WITH WITH CEMENT MORTER 1:5 3.0 M HT
3. LINTEL CUM SUNSHADE, BEAMS ETC., WITH REINFORCED CEMENT CONCRETE 1:2:4
4. ELECTRICAL & PLUMBING WORKS CONCEALED
5. PAINTING TWO COATS WITH ONE PRIMING COAT FOR WALL & ALL STEEL WORKS .
6. TURBO VENTILATOR SIZE - 2'-0" DIA WORKING IN ELECTRICITY

SCHEDULE OF JOINERY

R.S ROLLING SHUTTER	3.00 X 4.00	10'-0" X13'-1.5"
D1 DOOR	0.91 X 2.10	3'-3" X 7'-0"
D2 DOOR	0.76 X 2.10	2'-6" X 7'-0"
W1 WINDOW	2.00 X 1.22	6'-6" X 4'-0"
W WINDOW	1.00 X 1.22	3'-3" X 4'-0"
V VENTILATOR	0.61 X 0.61	2'-0" X 2'-0"
F.D FIRE DOOR	1.00 X 2.10	3'-3" X 7'-0"

TOTAL NUMBER OF WORKERS - 12 NOS
TOTAL HP POWER - 16 HP

ALL DIMENSION ARE IN METRE

SCALE = 1: 100

COLOUR INDEX

PROPOSED BUILDING
EXISTING ROAD
BOUNDARY

N

U. BHAVANI M.Tech. (Struc).,
M.Sc. Rev., IBBI Valuer
Regd. Structural Engineer
CMDA / SE/GR-I/2022/07328
DTCP/TVLR/RSE/GR-I/2022/07008
New No. 4, Old No: 35, 87th Street,
Ashok Nagar, Chennai - 600 083.
Mobile : 95007 36829, 81444 21895
E-mail: bhavanielangovan68@gmail.com.

STRUCTURAL ENGINEER

For ALTAJ STORES
Partner

SIGNATURE OF APPLICANT

G. SARAVANAN. B.Arc`.,
Registered Architect, CA/2008/41919
403, 16A, Bollineni Hillside,
Nokampalayam Post, Chennai-600 126
Mobile: 9176067726
E-Mail: splussarchitects@gmail.com

ARCHITECT / ENGINEER

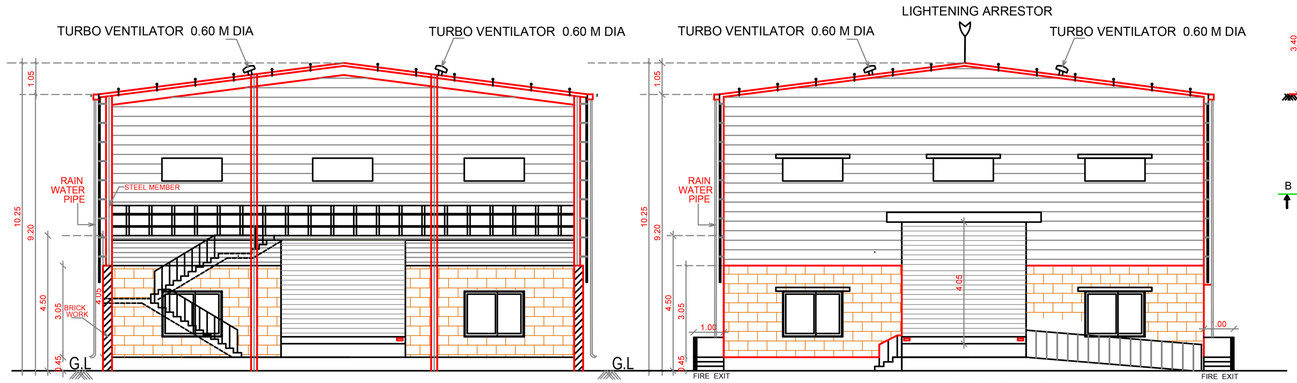

SECTION -AA
(TYPICAL - BLOCK 1, 2 & 3)

FRONT ELEVATION
(TYPICAL - BLOCK 1,2 & 3)

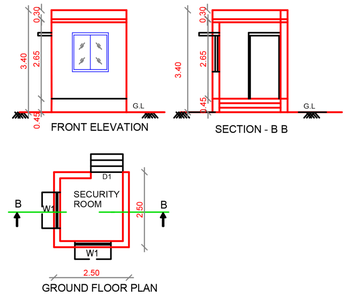

SECURITY ROOM 1 & 2

WORKER'S DETAILS	
NO OF WORKERS MALE	- 08 NOS
NO OF WORKERS FEMALE	- 04 NOS

SANITATION REQUIREMENTS

DESCRIPTION	REQUIRED		PROVIDED	
	MALE	FEMALE	MALE	FEMALE
WC	1	1	1	1
URINAL	1	--	1	--
WSAH BASIN	1	1	1	1
DRINKING WATER FOUNTAINS	1	1	1	1
EMERGENCY FOUNTAINS	1	1	1	1

SOLAR HOT WATER SYSTEM DETAILS
NO OF WORKERS MALE - 08 NOS
NO OF WORKERS FEMALE - 04 NOS
TOTAL NO OF WORKERS - 12 NOS
WATER CONSUMPTION @80 Lit / Person / Day
TOTAL CONSUMPTION (12 X 80) : 960 Litres
NO OF SWHS (3000 Litres Capacity) : 1NO

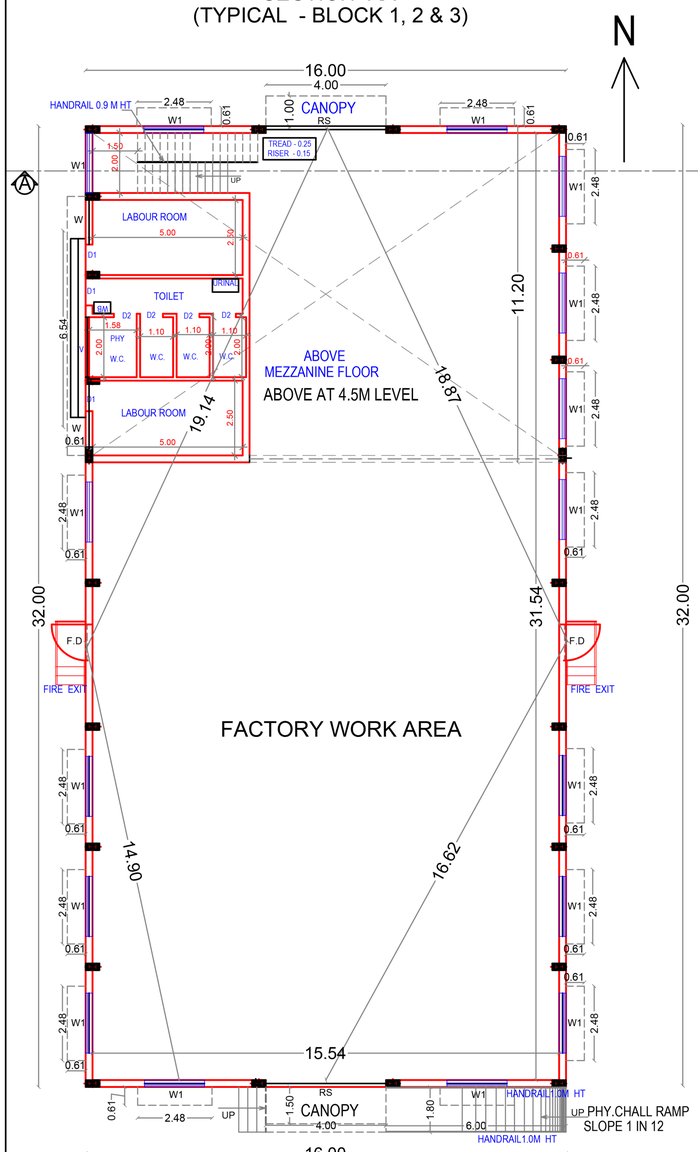

GROUND FLOOR PLAN
(TYPICAL BLOCK - 1, 2 & 3)

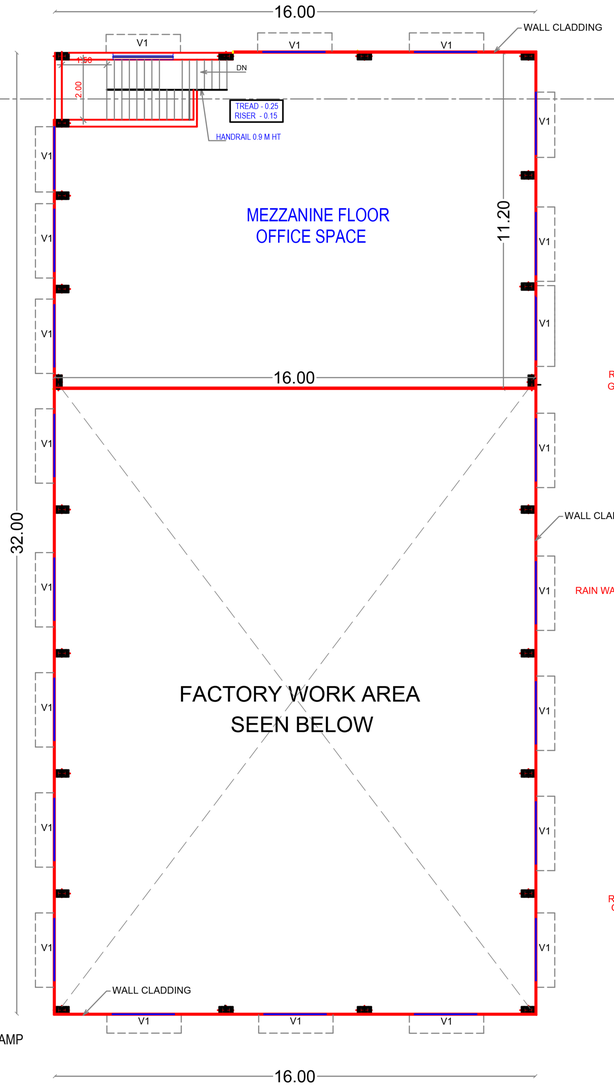

MEZZANINE FLOOR PLAN
(TYPICAL BLOCK - 1, 2 & 3)

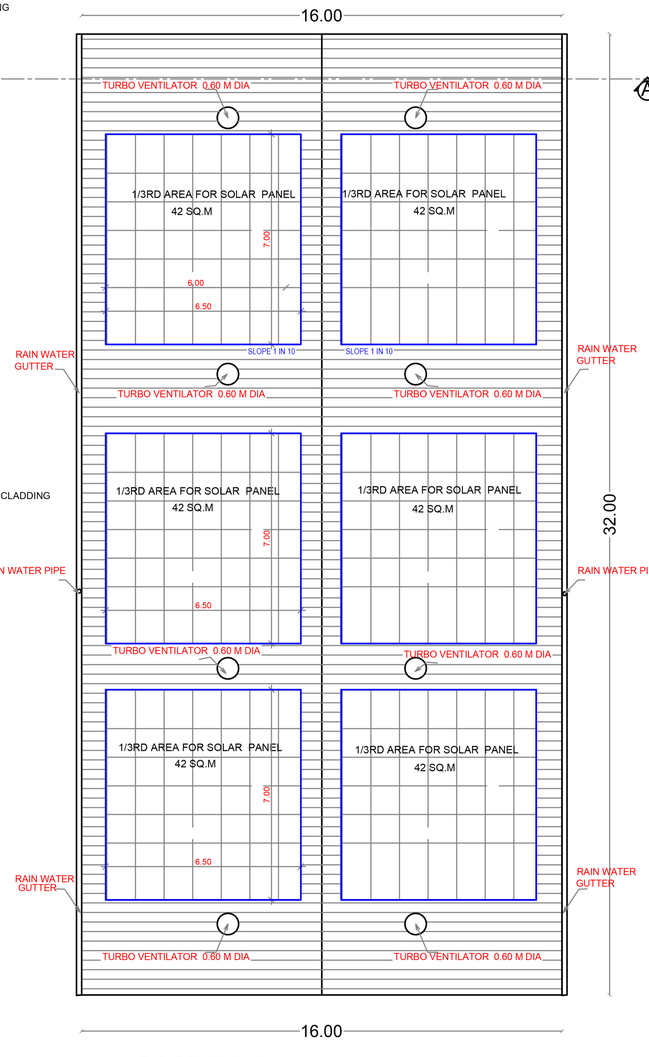

ROOF PLAN
(TYPICAL BLOCK 1, 2 & 3)

SHEET NO : 02 /03

PLAN SHOWING THE PROPOSAL OF INDUSTRIAL BUILDING IN S.NO :396/2B, 396/3A2B & 396/3B2 DEVANTHAVAKKAM VILLAGE ,UTHUKKOTTAI TALUK THIRUVALLUR DISTRICT

INDUSTRY TYPE :GREEN INDUSTRY
NO: 22 - FURNITURE (WOODEN & STEEL)
NO: 34 - CARPENTRY EXCLUDING SAW MILL

SPECIFICATION

1. FOUNDATION : R.C.C FOOTING & PLINTHBEAM 1:1.5:3
2. SUPER STRUCTURE - 0.23 THK BRICK WORK WITH WITH CEMENT MORTER 1:5 3.0 M HT
3. LINTEL CUM SUNSHADE, BEAMS ETC., WITH REINFORCED CEMENT CONCRETE 1:2:4
4. ELECTRICAL & PLUMBING WORKS CONCEALED
5. PAINTING TWO COATS WITH ONE PRIMING COAT FOR WALL & ALL STEEL WORKS .
6. TURBO VENTILATOR SIZE - 2'-0" DIA WORKING IN ELECTRICITY

SCHEDULE OF JOINERY

R.S ROLLING SHUTTER	3.00 X 4.00	10'-0" X13'-1.5"
D1 DOOR	0.91 X 2.10	3'-3" X 7'-0"
D2 DOOR	0.76 X 2.10	2'-6" X 7'-0"
W1 WINDOW	2.00 X 1.22	6'-6" X 4'-0"
W WINDOW	1.00 X 1.22	3'-3" X 4'-0"
V VENTILATOR	0.61 X 0.61	2'-0" X 2'-0"
F.D FIRE DOOR	1.00 X 2.10	3'-3" X 7'-0"

TOTAL NUMBER OF WORKERS - 12 NOS
TOTAL HP POWER - 16 HP

ALL DIMENSION ARE IN METRE

SCALE = 1: 100

COLOUR INDEX
PROPOSED BUILDING
EXISTING ROAD
BOUNDARY

N

U. BHAVANI M.Tech. (Struc)., M.Sc. Rev., IBBI Valuer
Regd. Structural Engineer
CMDA / SE/GR-I/2022/07/326
DTCP/TVLR/RSE/GR-I/2022/07/008
New No. 4, Old No: 35, 87th Street, Ashok Nagar, Chennai - 600 083.
Mobile : 95007 36829, 81444 21895
E-mail: bhavanielangovan68@gmail.com.

STRUCTURAL ENGINEER

For ALTAJ STORES
Partner

SIGNATURE OF APPLICANT

G. SARAVANAN. B.Arc`.,
Registered Architect, CA/2008/41919
403, 16A, Bollineni Hillside,
Nokampalayam Post, Chennai-600 126
Mobile: 9176067726
E-Mail: splussarchitects@gmail.com

ARCHITECT / ENGINEER

FOREST NOC PROC. NO:114 / 2024 / D
DATED : 19.02.2025

ROAD MAINTENANCE CERTIFICATE FROM
HIGHWAYS DEPARTMENT
LETTER NO : 193 / 2025 E.VA.A DATED 23.05.2025

SHEET NO : 01/03

PLAN SHOWING THE PROPOSAL OF INDUSTRIAL BUILDING IN S.NO :396/2B,396/3A2B & 396/3B2
DEVANTHAVAKKAM VILLAGE ,UTHUKKOTTAI TALUK
THIRUVALLUR DISTRICT

INDUSTRY TYPE :GREEN INDUSTRY
NO: 22 - FURNITURE (WOODEN & STEEL)
NO: 34 - CARPENTRY EXCLUDING SAW MILL

SITE PLAN

S.NO:396/1 61.20 M
1.0 M WIDE RAINWATER TRENCH
COMPOUND WALL 0.23 THK 1.50M HT
BLOCK - 4
OSR 547 SQ.M
S.NO:396/2A 31.20 M
S.NO:396/ 2B
6.0 M DRIVE WAY
KERUGAMBAKKAM VILLAGE S.NO:137 20.80M
FOREST NOC PROC. NO:114 / 2024 / D DATED : 19.02.2025
9.40M
COMPOUND WALL 0.23 THK 1.50M HT
DEVANTHAVAKKAM VILLAGE S.NO:396/3A2A 31.80 M
S.NO:396/ 3A2B
BLOCK - 3
BLOCK - 2
BLOCK - 1
6.00 M DRIVE WAY
23.40M
DEVANTHAVAKKAM VILLAGE S.NO:396/3B3
L.T LINE MIN HEIGHT OF 8 M
S.NO:396/3B1 27.00 M
S.NO: 396/3B2
DRIVE WAY
32 NOS CYCLE PARKING 2.0 M DRIVE WAY
6.4M
8.0M
To Vengal
SITHANCHERY - VENGAL ROAD
ROAD MAINTENANCE CERTIFICATE FROM HIGHWAYS DEPARTMENT
LETTER NO : 193 / 2025 E.VA.A DATED 23.05.2025
DEVANTHAVAKKAM VILLAGE
S.NO:412
To Sithanchery
L.T LINE MIN HEIGHT OF 8 M
6.0M EXIT GATE
6.0M ENTRY GATE
DWARF WALL
76.0 M
6.0M GATE
SECURITY ROOM -1
SECURITY ROOM -2
TRANSFORMER YARD
14NOS TW PARKING
19NOS TW PARKING
10NOS TW PARKING
5NOS TW PARKING
SEPTIC TANK
RWH U.G SUMP 50,000 Litres
FIRE U.G SUMP 50,000 Litres
DOMESTIC WATER U.G SUMP 30,000 Litres
PHY CHALL RAMP SLOPE 1IN 12
BORE
Ph. Car -1
Ph. Car -2
Car -1
Car -2
Car -3
Car -4
Car -5
Car -6
Car -7
Car -8
LORRY
CANOPY
DRIVEWAY
2NOS CYCLE PARKING

KEY PLAN
N.T.S

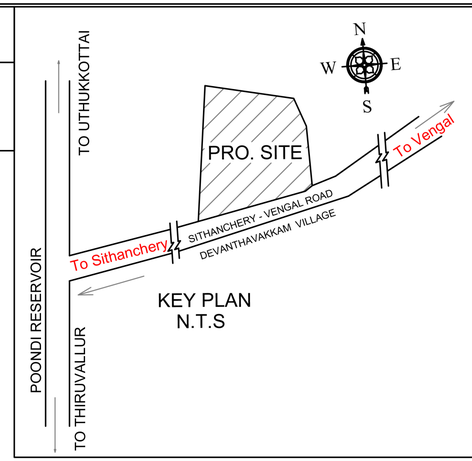

SPECIFICATION

1. FOUNDATION : R.C.C FOOTING & PLINTHBEAM 1:1.5:3
2. SUPER STRUCTURE - 0.23 THK BRICK WORK WITH WITH CEMENT MORTER 1:5 3.0 M HT
3. LINTEL CUM SUNSHADE, BEAMS ETC., WITH REINFORCED CEMENT CONCRETE 1:2:4
4. ELECTRICAL & PLUMBING WORKS CONCEALED
5. PAINTING TWO COATS WITH ONE PRIMING COAT FOR WALL & ALL STEEL WORKS.
6. TURBO VENTILATOR SIZE - 2'-0" DIA WORKING IN ELECTRICITY

AREA STATEMENT

	SQ.M
SITE EXTENT AS PER PATTA	= 5441.00
SITE EXTENT AS PER DOCUMENT	= 5441.21
SITE EXTENT AS ON SITE	= 5463.21
OSR 10% - 547.00 SQ.M	

S.NO	FLOOR	F.S.I SQ.M	NON F.S.I SQ.M
1.	BLOCK -1		
	GROUND FLOOR	522.00	—
	MEZZANINE FLOOR	179.20	
2.	BLOCK -2		
	GROUND FLOOR	522.00	—
	MEZZANINE FLOOR	179.20	
3.	BLOCK -3		
	GROUND FLOOR	522.00	—
	MEZZANINE FLOOR	179.20	
4.	BLOCK -4		
	GROUND FLOOR	522.00	—
	MEZZANINE FLOOR	179.20	
5.	SECURITY ROOM -1	6.25	—
	SECURITY ROOM -2	6.25	
	TOTAL	2817.30	

F.S.I = 2817.30 / 5441.00 = 0.52

WORKER'S DETAILS
NO OF WORKERS MALE - 08 NOS
NO OF WORKERS FEMALE - 04 NOS

SANITATION REQUIREMENTS

DESCRIPTION	REQUIRED		PROVIDED	
	MALE	FEMALE	MALE	FEMALE
WC	1	1	1	1
URINAL	1	--	1	--
WSAH BASIN	1	1	1	1
DRINKING WATER FOUNTAINS	1	1	1	1
EMERGENCY FOUNTAINS	1	1	1	1

SOLAR HOT WATER SYSTEM DETAILS
NO OF WORKERS MALE - 08 NOS
NO OF WORKERS FEMALE - 04 NOS
TOTAL NO OF WORKERS - 12 NOS
WATER CONSUMPTION @80 Lit / Person / Day
TOTAL CONSUMPTION (12 X 80) : 960 Litres
NO OF SWHS (3000 Litres Capacity) : 1NO

PARKING DETAILS	REQUIRED	PROVIDED
LORRY PARKING FACTORY AREA / BLOCK - 522 SQ.M X 4 BLOCKS = 2088.00 SQ.M / 500 SQ.M - 4 .18 LORRY	4 NOS	5 NOS
TWO WHEELER AND CYCLE FACTORY WORK SPACE - 522.00 SQ.M X 4 MEZZ OFFICE SPACE - 179.20 SQ.M X 4 = 2804.80 SQ.M / 50 SQ.M - 56 NOS		
TWO WHEELER PARKING	56 NOS	56 NOS
CYCLE PARKING	56 NOS	56 NOS
CAR PARKING MEZZ OFFICE SPACE - 179.20 SQ.M X 4 = 716.80 SQ.M / 100 SQ.M - 8 NOS CARS	08 NOS	08 NOS
PHY CHALL. CAR MIN	02 NOS	02 NOS

TOTAL NUMBER OF WORKERS - 12 NOS
TOTAL HP POWER - 16 HP

SCALE = 1: 100

COLOUR INDEX
PROPOSED BUILDING
EXISTING ROAD
SITE BOUNDARY

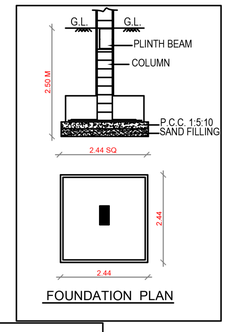

FOUNDATION PLAN

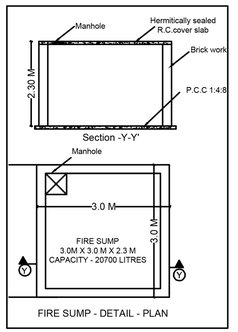

FIRE SUMP - DETAIL - PLAN

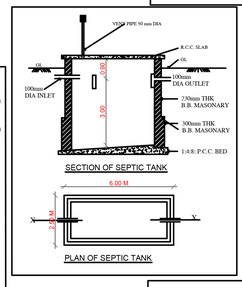

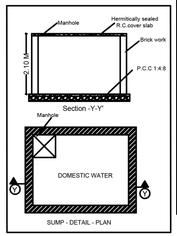

SUMP - DETAIL - PLAN

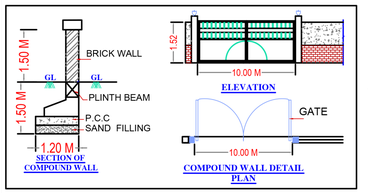

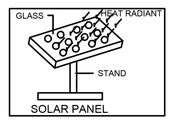

SOLAR PANEL

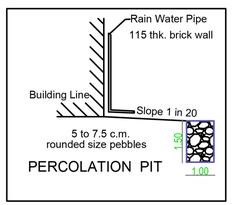

PERCOLATION PIT

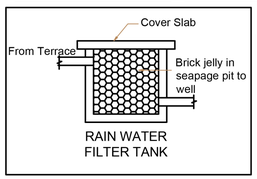

RAIN WATER FILTER TANK

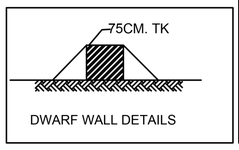

DWARF WALL DETAILS

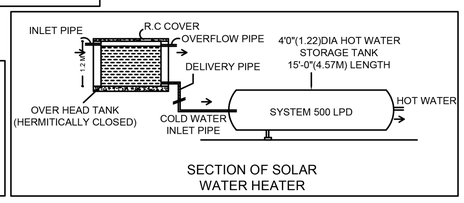

SECTION OF SOLAR WATER HEATER

Signature Not Verified
Signed by: Assistant Director
Location: Tiruvallur
Date: 2025.08.07 21:20:18

Signature Not Verified
Signed by: Village Panchayat President
Location: Tiruvallur
Date: 2025.09.09 15:20:45

U. BHAVANI M.Tech. (Struc).,
M.Sc. Rev., IBBI Valuer
Regd. Structural Engineer
CMDA / SE/GR-I/2022/07/326
DTCP/TVLR/RSE/GR-I/2022/07/008
New No. 4, Old No: 35, 87th Street,
Ashok Nagar, Chennai - 600 083.
Mobile : 95007 36829, 81444 21895
E-mail: bhavanielangovan68@gmail.com.

STRUCTURAL ENGINEER

For ALTAJ STORES
Partner

SIGNATURE OF APPLICANT

G. SARAVANAN. B.Arc'.,
Registered Architect, CA/2008/41919
403, 16A, Bollineni Hillside,
Nokampalayam Post, Chennai-600 126
Mobile: 9176067726
E-Mail: splusarchitects@gmail.com

ARCHITECT / ENGINEER