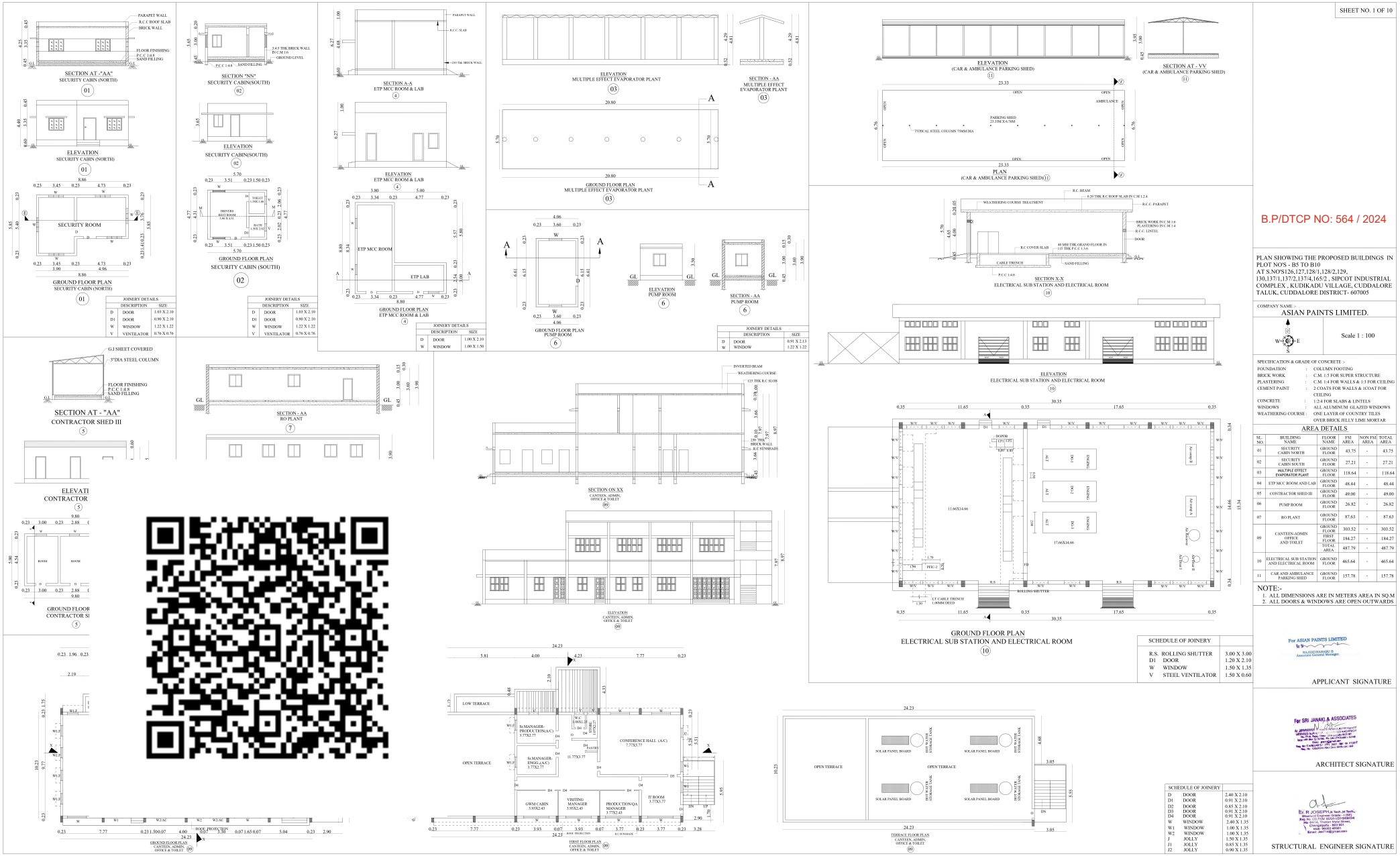

SHEET NO. 1 OF 10

B.P/DTCP NO: 564 / 2024

PLAN SHOWING THE PROPOSED BUILDINGS IN PLOT NO'S - B5 TO B10 AT S.NOS126,127,128/1,128/2,129, 130,137/1,137/2,137/4,165/2 , SIPCOT INDUSTRIAL COMPLEX , KUDIKADU VILLAGE, CUDDALORE TALUK, CUDDALORE DISTRICT- 607005

COMPANY NAME :
ASIAN PAINTS LIMITED.

Scale 1 : 100

SPECIFICATION & GRADE OF CONCRETE :

FOUNDATION	:	COLUMN FOOTING
BRICK WORK	:	C.M. 1:5 FOR SUPER STRUCTURE
PLASTERING	:	C.M. 1:4 FOR WALLS & 1:3 FOR CEILING
CEMENT PAINT	:	2 COATS FOR WALLS & 1COAT FOR CEILING
CONCRETE	:	1:2:4 FOR SLABS & LINTELS
WINDOWS	:	ALL ALUMINUM GLAZED WINDOWS
WEATHERING COURSE	:	ONE LAYER OF COUNTRY TILES
		OVER BRICK JELLY LIME MORTAR

AREA DETAILS

SL. NO.	BUILDING NAME	FLOOR NAME	FSI AREA	NON FSI AREA	TOTAL AREA
01	SECURITY CABIN NORTH	GROUND FLOOR	43.75	-	43.75
02	SECURITY CABIN SOUTH	GROUND FLOOR	27.21	-	27.21
03	MULTIPLE EFFECT EVAPORATOR PLANT	GROUND FLOOR	118.64	-	118.64
04	ETP MCC ROOM AND LAB	GROUND FLOOR	48.44	-	48.44
05	CONTRACTOR SHED III	GROUND FLOOR	49.00	-	49.00
06	PUMP ROOM	GROUND FLOOR	26.82	-	26.82
07	RO PLANT	GROUND FLOOR	87.63	-	87.63
09	CANTEEN-ADMIN OFFICE AND TOILET	GROUND FLOOR	303.52	-	303.52
		FIRST FLOOR	184.27	-	184.27
		TOTAL AREA	487.79	-	487.79
10	ELECTRICAL SUB STATION AND ELECTRICAL ROOM	GROUND FLOOR	465.64	-	465.64
11	CAR AND AMBULANCE PARKING SHED	GROUND FLOOR	157.78	-	157.78

NOTE:-
1. ALL DIMENSIONS ARE IN METERS AREA IN SQ.M
2. ALL DOORS & WINDOWS ARE OPEN OUTWARDS

For ASIAN PAINTS LIMITED
By
RAJENDRAMMBU B
Associate General Manager.

APPLICANT SIGNATURE

For SRI JANAKI & ASSOCIATES

ARCHITECT SIGNATURE

Er. P. JOSEPH Lic.Tech.,M.TechCo.
Structural Engineer (Class - I (SE))
Reg. No. (2) FOR 0000-000/98/0034
Flat No. 2, Sri Ramana Apartments,
Ellis Nagar(North), 682 063.
Mob: 98472 49061
E-mail: JMT1963@YAHOO.COM

STRUCTURAL ENGINEER SIGNATURE

B.P/DTCP NO: 564 / 2024

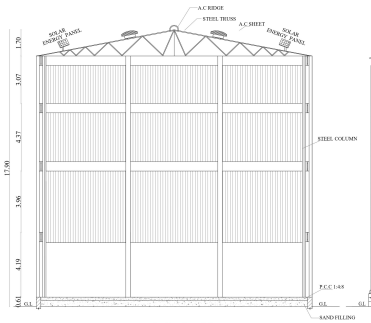

SECTION-CC
BOILER HOUSE TURBINE I AND II
08

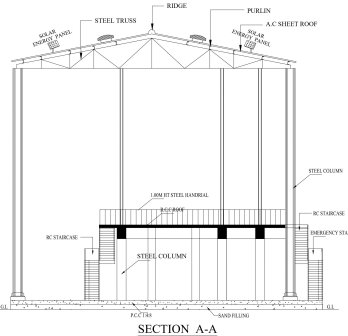

SECTION A-A
BOILER HOUSE TURBINE I AND II
08

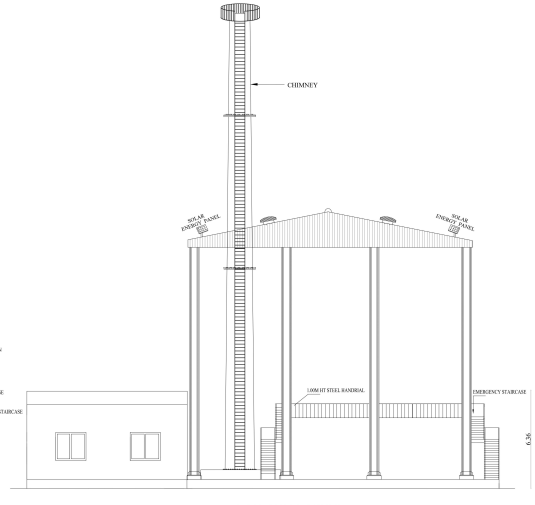

ELEVATION
BOILER HOUSE
08

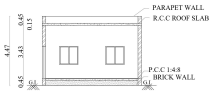

SECTION AT - "FF"
(TURBINE ROOM - I)
08



ELEVATION
(TURBINE ROOM - I)
08

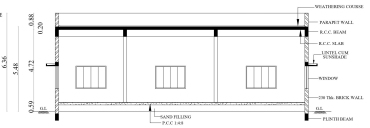

SECTION B-B
(TURBINE ROOM - II)
08

EXISTING MACHINERY DETAILS				
S.NO	DESCRIPTION	NOS	EACH HP	TOTAL HP
1	FEED PUMP	2	40.00	80.00
2	PA FAN	1	25.00	25.00
3	FD FAN	1	100.00	100.00
5	ID FAN	1	60.00	60.00
6	BOILER (16 TPH)	1	450.00	450.00
7	PA FAN	1	25.00	25.00
			TOTAL HP =	740.00
ADDITIONAL MACHINERY DETAILS				
S.NO	DESCRIPTION	NOS	EACH HP	TOTAL HP
8	COMPRESSOR - I	1	52.00	52.00
9	COMPRESSOR - II	1	52.00	52.00
10	DRYER - I	1	3.00	3.00
11	DRYER - II	1	3.00	3.00
			TOTAL HP =	110.00

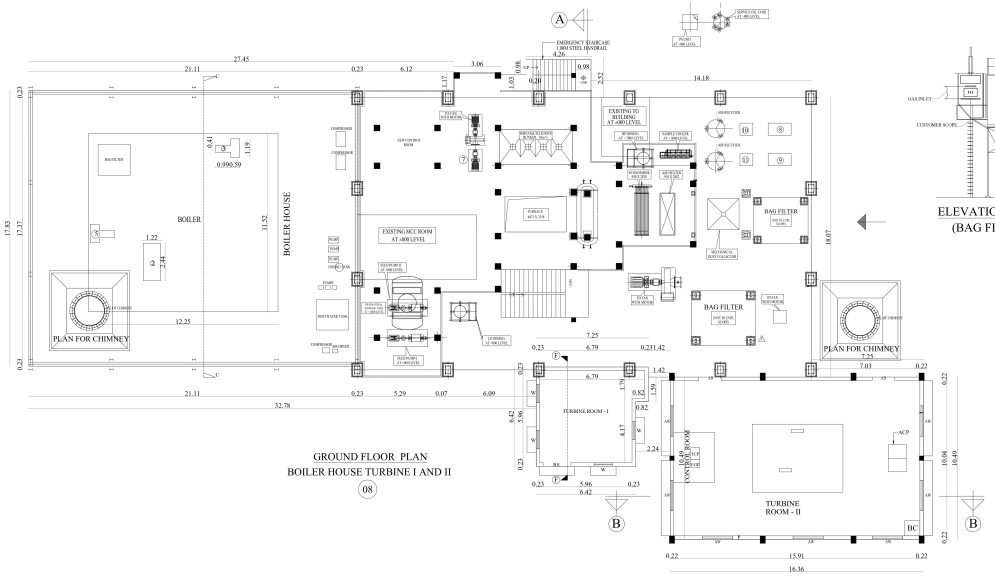

GROUND FLOOR PLAN
BOILER HOUSE TURBINE I AND II
08

ELEVATION CUM SECTION
(BAG FILTER SHED)

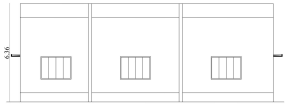

ELEVATION
(TURBINE ROOM - II)
08

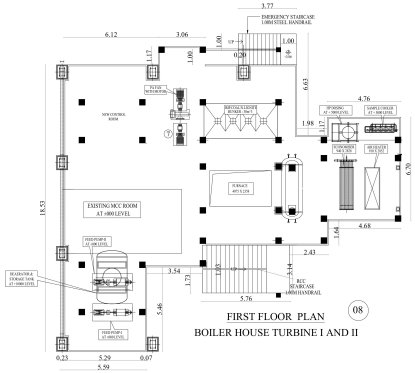

FIRST FLOOR PLAN
BOILER HOUSE TURBINE I AND II
08

PLAN SHOWING THE PROPOSED BUILDINGS IN PLOT NO'S - B5 TO B10
AT SURVEY NO:126,127,128/1,128/2,129,130,137/1, 137/2,137/4,165/2 , SIPCOT INDUSTRIAL COMPLEX , KUDIKADU VILLAGE, CUDDALORE TALUK, CUDDALORE DISTRICT- 607005

COMPANY NAME :-
ASIAN PAINTS LIMITED.

Scale 1 : 100

SPECIFICATION & GRADE OF CONCRETE :-

FOUNDATION	:	COLUMN FOOTING
BRICK WORK	:	C.M. 1:5 FOR SUPER STRUCTURE
PLASTERING	:	C.M. 1:4 FOR WALLS & 1:3 FOR CEILING
CEMENT PAINT	:	2 COATS FOR WALLS & 1COAT FOR CEILING
CONCRETE	:	1:2:4 FOR SLABS & LINTELS
WINDOWS	:	ALL ALUMINUM GLAZED WINDOWS
WEATHERING COURSE	:	ONE LAYER OF COUNTRY TILES OVER BRICK JELLY LIME MORTAR

JOINERY DETAILS		
AD	DOOR	1.47 X 2.20
RS	ROLLING SHUTTER	1.79 X 3.00
AW	WINDOW	1.47 X 1.83
W	WINDOW	1.19 X 1.19

AREA DETAILS

SL. NO.	BUILDING NAME	FLOOR NAME	FSI AREA	NON FSI AREA	TOTAL AREA
08	BOILER HOUSE	GROUND FLOOR	1125.68	-	1125.68
		FIRST FLOOR	286.53	-	286.53
		TOTAL AREA	1412.21	-	1412.21

NOTE:-
1. ALL DIMENSIONS ARE IN METERS AREA IN SQ.M
2. ALL DOORS & WINDOWS ARE OPEN OUTWARDS

For ASIAN PAINTS LIMITED
RAJASEKARAN.B
Assistant General Manager.

APPLICANT SIGNATURE

For SRI JANAKI & ASSOCIATES

ARCHITECT SIGNATURE

Er. R JOSEPH, B.Tech., M.Tech.,
Structural Engineer Grade - I (SE)
Phone : +91 97904 69554 / 0413-2615626/7554
No. 84-1-1, Thadan Mada Street,
Cuddalore-607 001.
Email : joe0778@gmail.com

STRUCTURAL ENGINEER SIGNATURE

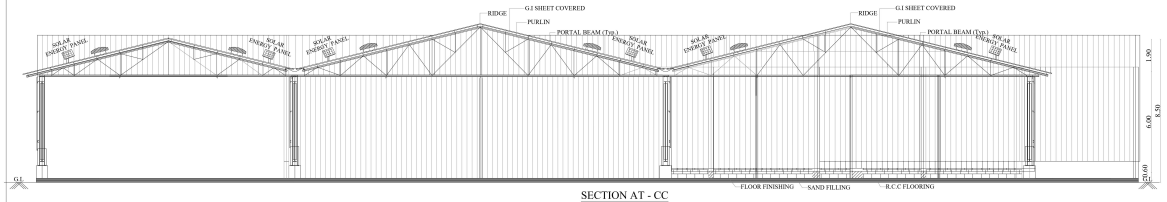

SECTION AT - CC
COAL STORAGE YARD/SHED AND LIGNITE SHED
(12)

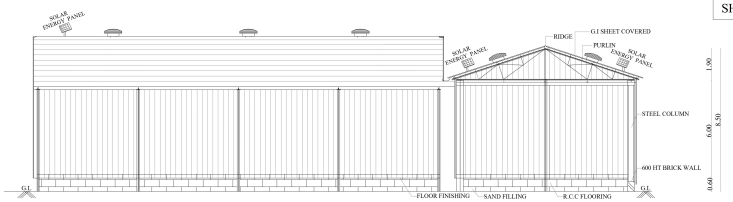

SECTION AT - BB
COAL STORAGE YARD/SHED AND LIGNITE SHED
(12)

B.P/DTCP NO: 564 / 2024

VIEW - A



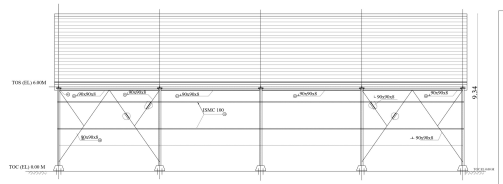

VIEW FORM-' X'
COAL STORAGE YARD/SHED AND LIGNITE SHED
(12)

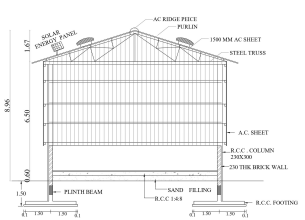

SECTION AT -A-A
COAL STORAGE YARD/SHED AND LIGNITE SHED
(12)

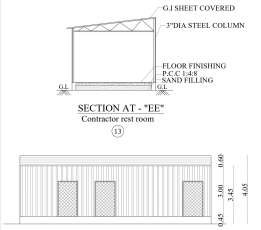

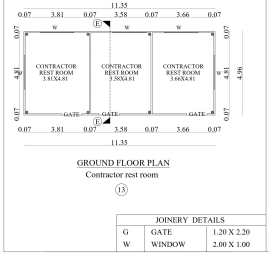

GROUND FLOOR PLAN
Contractor rest room
(13)

JOINERY DETAILS		
G	GATE	1.20 X 2.20
W	WINDOW	2.00 X 1.00

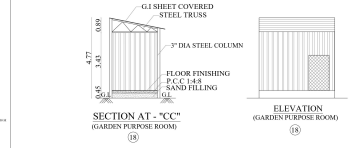

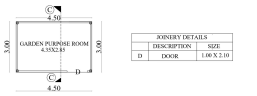

GROUND FLOOR PLAN
GARDEN PURPOSE ROOM
(18)

JOINERY DETAILS		
D	DOOR	1.00 X 2.10

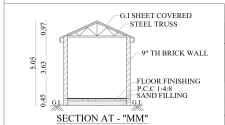



ELEVATION
(DIESEL PUMP SHED)
(16)

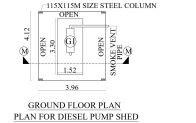

GROUND FLOOR PLAN
PLAN FOR DIESEL PUMP SHED
(16)

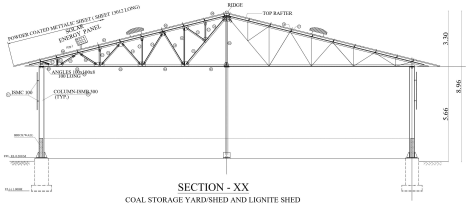

SECTION - XX
COAL STORAGE YARD/SHED AND LIGNITE SHED
(12)



GROUND FLOOR PLAN
COAL STORAGE YARD/SHED AND LIGNITE SHED
(12)



VIEW - A
COAL STORAGE YARD/SHED AND LIGNITE SHED
(12)

PLAN SHOWING THE PROPOSED BUILDINGS IN PLOT NO'S - B5 TO B10 AT SURVEY NO:126,127,128/1,128/2,129,130,137/1, 137/2,137/4,165/2 ,SIPCOT INDUSTRIAL COMPLEX, KUDIKADU,VILLAGE, CUDDALORE TALUK , CUDDALORE DISTRICT- 607005

COMPANY NAME :-
ASIAN PAINTS LIMITED.

Scale 1 : 100

SPECIFICATION & GRADE OF CONCRETE :-

FOUNDATION	:	COLUMN FOOTING
BRICK WORK	:	C.M. 1:5 FOR SUPER STRUCTURE
PLASTERING	:	C.M. 1:4 FOR WALLS & 1:3 FOR CEILING
CEMENT PAINT	:	2 COATS FOR WALLS & 1COAT FOR CEILING
CONCRETE	:	1:2:4 FOR SLABS & LINTELS
WINDOWS	:	ALL ALUMINUM GLAZED WINDOWS
WEATHERING COURSE	:	ONE LAYER OF COUNTRY TILES OVER BRICK JELLY LIME MORTAR

AREA DETAILS

SL. NO.	BUILDING NAME	FLOOR NAME	FSI AREA	NON FSI AREA	TOTAL AREA
12	COAL STORAGE SHED	GROUND FLOOR	2651.14	-	2651.14
13	CONTRACTOR REST ROOM	GROUND FLOOR	56.30	-	56.30
16	DIESEL PUMP SHED	GROUND FLOOR	16.32	-	16.32
18	GARDEN PURPOSE ROOM	GROUND FLOOR	13.50	-	13.50

NOTE:-
1. ALL DIMENSIONS ARE IN METERS AREA IN SQ.M
2. ALL DOORS & WINDOWS ARE OPEN OUTWARDS

For ASIAN PAINTS LIMITED
RAJENDRABABU B
Associate General Manager

APPLICANT SIGNATURE

For SRI JANAKI & ASSOCIATES

ARCHITECT SIGNATURE

Dr. R. JOSEPH, B.Tech.,M.Tech.,
Structural Engineer Grade - I (SE)
Reg. No. 12017/09/ SE/R-I/2009/564
No. 64/14, Thottam,
Mob: +91 9443 459501
Email: Jee214@gmail.com

STRUCTURAL ENGINEER SIGNATURE

B.P/DTCP NO: 564 / 2024

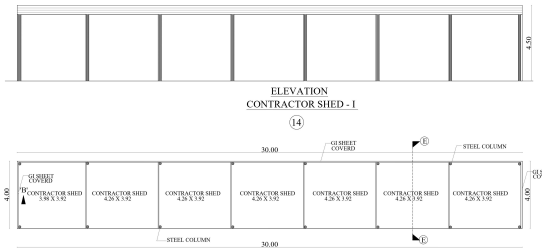

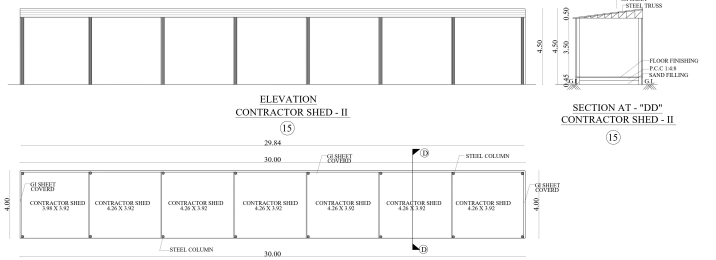

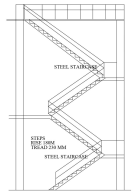

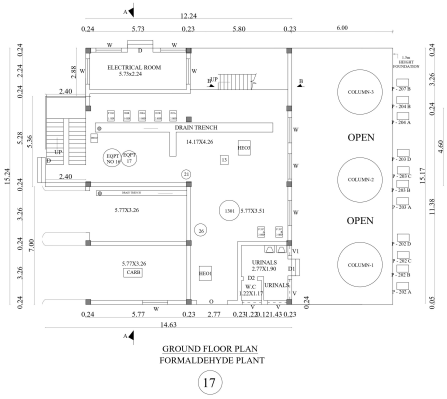

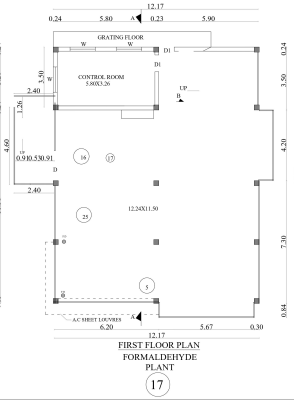

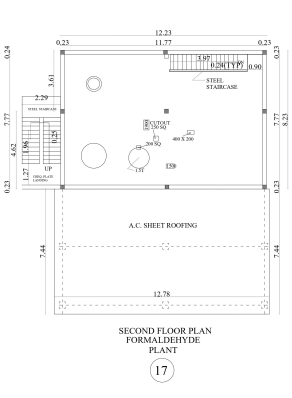

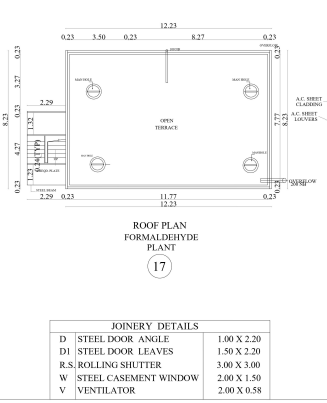

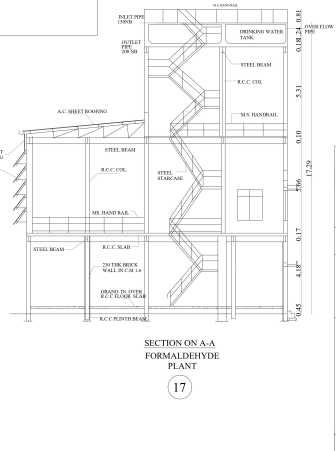

JOINERY DETAILS		
D	STEEL DOOR ANGLE	1.00 X 2.20
D1	STEEL DOOR LEAVES	1.50 X 2.20
R.S.	ROLLING SHUTTER	3.00 X 3.00
W	STEEL CASEMENT WINDOW	2.00 X 1.50
V	VENTILATOR	2.00 X 0.58

PLAN SHOWING THE PROPOSED BUILDINGS IN PLOT NO'S - B5 TO B10 AT SURVEY NO:126,127,128/1,128/2,129,130,137/1,137/2,137/4, &165/2 , SIPCOT INDUSTRIAL COMPLEX, KUDIKADU,VILLAGE, CUDDALORE TALUK , CUDDALORE DISTRICT- 607005

COMPANY NAME
ASIAN PAINTS LIMITED.

Scale 1 : 100

SPECIFICATION & GRADE OF CONCRETE :-

FOUNDATION	:	COLUMN FOOTING
BRICK WORK	:	C.M. 1:5 FOR SUPER STRUCTURE
PLASTERING	:	C.M. 1:4 FOR WALLS & 1:3 FOR CEILING
CEMENT PAINT	:	2 COATS FOR WALLS & 1COAT FOR CEILING
CONCRETE	:	1:2:4 FOR SLABS & LINTELS
WINDOWS	:	ALL ALUMINUM GLAZED WINDOWS
WEATHERING COURSE	:	ONE LAYER OF COUNTRY TILES OVER BRICK JELLY LIME MORTAR

AREA DETAILS

SL. NO.	BUILDING NAME	FLOOR NAME	FSI AREA	NON FSI AREA	TOTAL AREA
14	CONTRACTOR SHED I	GROUND FLOOR	119.99	-	119.99
15	CONTRACTOR SHED II	GROUND FLOOR	119.99	-	119.99
17	FORMALDEHYDE PLANT	GROUND FLOOR	203.26	-	203.26
		FIRST FLOOR	214.44	-	214.44
		SECOND FLOOR	113.74	-	113.74
		TOTAL AREA	531.44	-	531.44
19	HAZARDOUS STORAGE SHED	GROUND FLOOR	23.76	-	23.76
20	HT SUB STATION	GROUND FLOOR	94.88	-	94.88
21	OLD OFFICE	GROUND FLOOR	121.02	-	121.02
22	CAQMS STATION	GROUND FLOOR	38.21	-	38.21
25	TWO WHEELER SHED	GROUND FLOOR	119.44	-	119.44

NOTE:-
1. ALL DIMENSIONS ARE IN METERS AREA IN SQ.M
2. ALL DOORS & WINDOWS ARE OPEN OUTWARDS

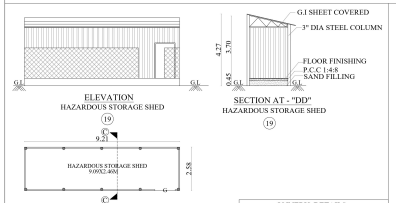

JOINERY DETAILS		
G	GATE	1.20 X 2.20
O	OPEN	1.49 X 2.20

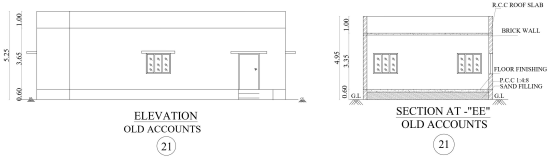

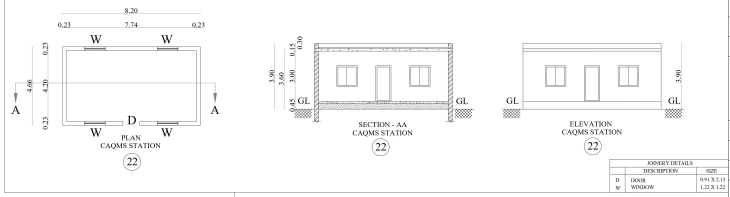

JOINERY DETAILS		
	DESCRIPTION	SIZE
D	DOOR	0.91 X 2.13
W	WINDOW	1.22 X 1.22

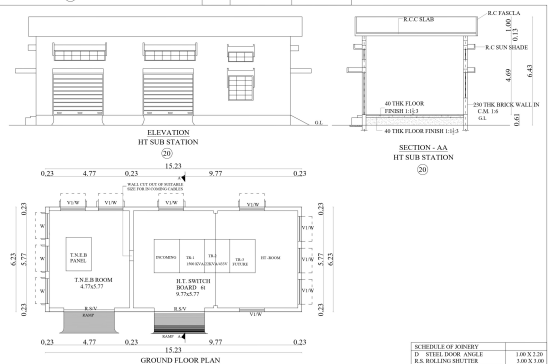

SCHEDULE OF JOINERY	
D STEEL DOOR ANGLE	1.00 X 2.20
R.S. ROLLING SHUTTER	3.00 X 3.00
W STEEL CASEMENT WINDOW	2.00 X 1.50
V. VENTILATOR	3.00 X 0.58
V1 VENTILATOR	2.00 X 0.58

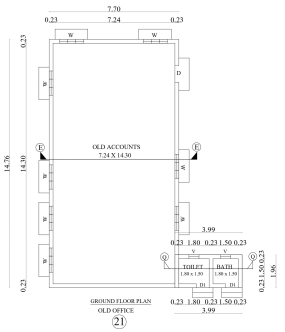

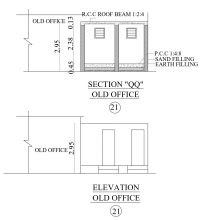

JOINERY DETAILS		
	DESCRIPTION	SIZE
D	STEEL DOOR ANGLE	2.00 X 2.20
W	STEEL CASEMENT WINDOW	2.00 X 1.50
W1	STEEL CASEMENT WINDOW	1.00 X 1.50
V	VENTILATOR	0.91 X 0.58
O	OPEN	1.00 X 2.20

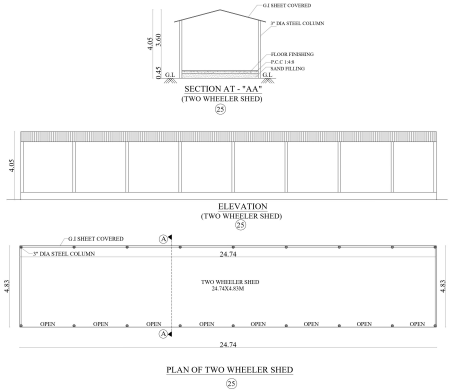

For ASIAN PAINTS LIMITED
RAJENDHARAN.U
Associate General Manager

APPLICANT SIGNATURE

For SRI JANAKI & ASSOCIATES

ARCHITECT SIGNATURE

Er. R JOSEPH,B.Tech.,M.Tech.,
Structural Engineer

STRUCTURAL ENGINEER SIGNATURE

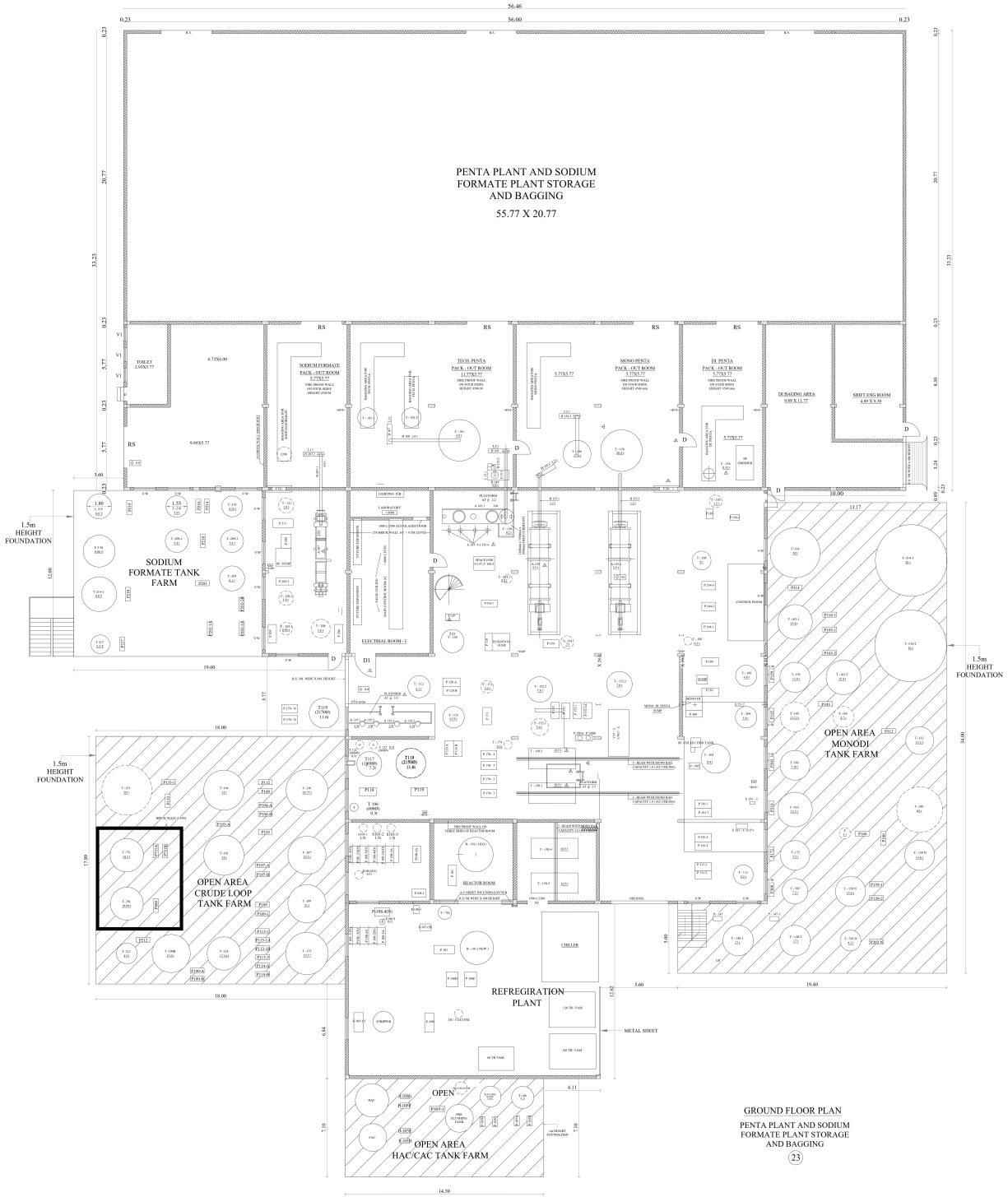

GROUND FLOOR PLAN

PENTA PLANT AND SODIUM FORMATE PLANT STORAGE AND BAGGING

(23)

B.P/DTCP NO: 564 / 2024

PLAN SHOWING THE PROPOSED BUILDINGS IN PLOT NO'S - B5 TO B10 AT SURVEY NO: 126,127,128/1,128/2,129,130,137/1,137/2,137/4, 165/2 , SIPCOT INDUSTRIAL COMPLEX, KUDIKADU VILLAGE, CUDDALORE TALUK, CUDDALORE ,DISTRICT- 607005

COMPANY NAME :-

ASIAN PAINTS LIMITED.

Scale 1 : 100

SPECIFICATION & GRADE OF CONCRETE :-

FOUNDATION	:	COLUMN FOOTING
BRICK WORK	:	C.M. 1:5 FOR SUPER STRUCTURE
PLASTERING	:	C.M. 1:4 FOR WALLS & 1:3 FOR CEILING
CEMENT PAINT	:	2 COATS FOR WALLS & 1COAT FOR CEILING
CONCRETE	:	1:2:4 FOR SLABS & LINTELS
WINDOWS	:	ALL ALUMINUM GLAZED WINDOWS
WEATHERING COURSE	:	ONE LAYER OF COUNTRY TILES OVER BRICK JELLY LIME MORTAR

JOINERY DETAILS

D	STEEL DOOR ANGLE	1.00 X 2.20
D1	STEEL DOOR LEAVES	1.50 X 2.20
RS	ROLLING SHUTTER	3.00 X 3.00
W	STEEL CASEMENT WINDOW	2.00 X 1.50
V	VENTILATOR	2.00 X 0.58

AREA DETAILS

SL. NO.	BUILDING NAME	FLOOR NAME	FSI AREA	NON FSI AREA	TOTAL AREA
23	PENTA PLANT AND SODIUM FORMATE PLANT STORAGE AND BAGGING	GROUND FLOOR	3268.32	-	3268.32
		FIRST FLOOR	1398.33	-	1398.33
		SECOND FLOOR	248.17	-	248.17
		TOTAL AREA	4914.82	-	4914.82

NOTE:-

1. ALL DIMENSIONS ARE IN METERS AREA IN SQ.M
2. ALL DOORS & WINDOWS ARE OPEN OUTWARDS

For ASIAN PAINTS LIMITED
by the Constituted Attorney
RAJENDRAN REDDY B
Associate General Manager.

APPLICANT SIGNATURE

For SRI JANAKI & ASSOCIATES

ARCHITECT SIGNATURE

Er. R JOSEPH, B.Tech.,M.Tech.,
Structural Engineer Grade - I (SE)
Reg. No. CG-1/SE/ SE09-1001/08/054
Reg. 84/16, Thattan Mada Street,
Chengalpattu - 603 001.
Cell: 9444 1 444 01
Email: jose1144@gmail.com

STRUCTURAL ENGINEER SIGNATURE

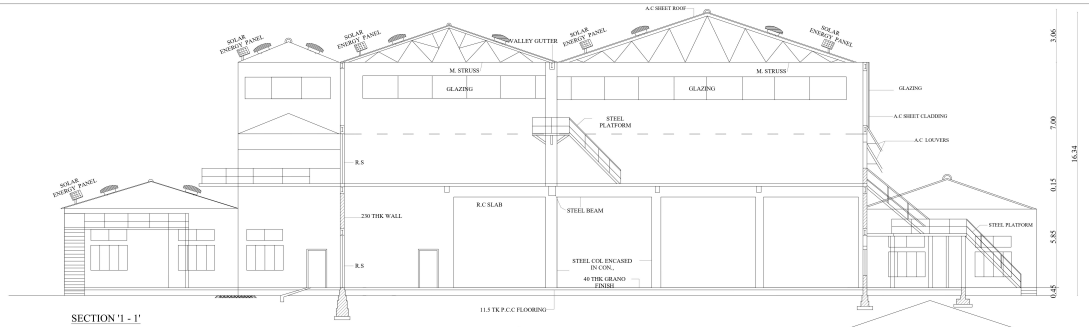

SECTION '1 - 1'
PENTA PLANT AND SODIUM FORMATE PLANT STORAGE AND BAGGING
(23)

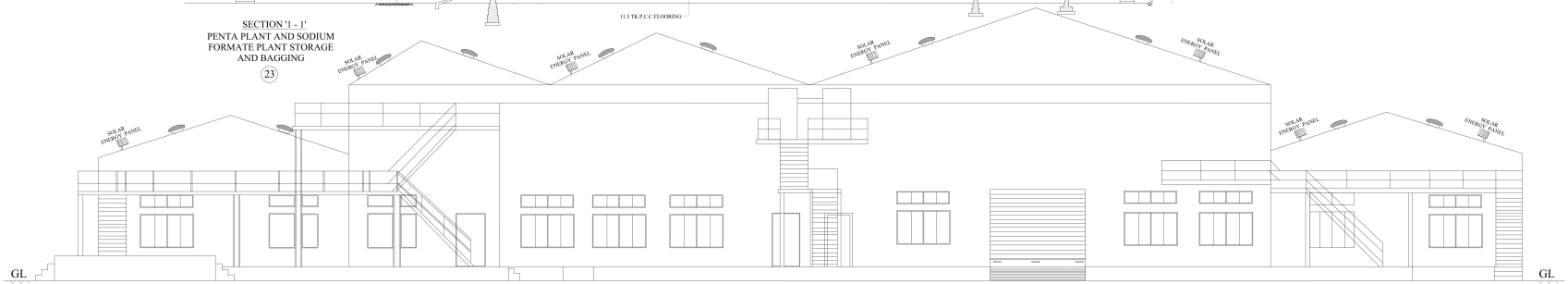

SOUTH ELEVATION
PENTA PLANT AND SODIUM FORMATE PLANT STORAGE AND BAGGING
(23)

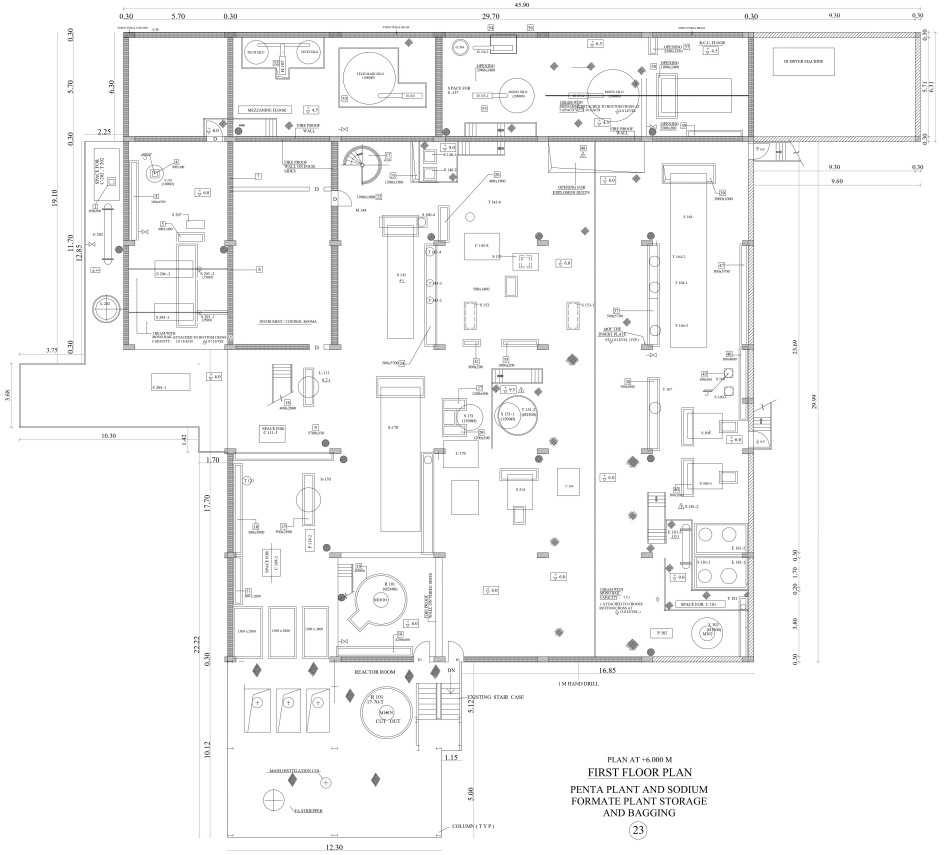

PLAN AT +6.000 M
FIRST FLOOR PLAN
PENTA PLANT AND SODIUM FORMATE PLANT STORAGE AND BAGGING
(23)

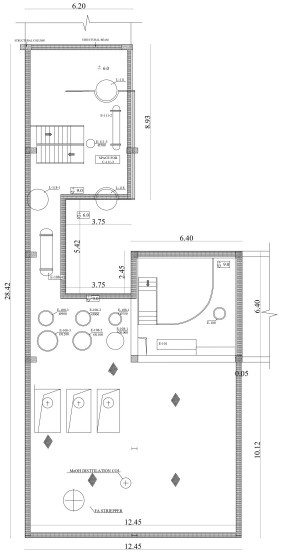

PLAN AT +9.000 M
SECOND FLOOR PLAN
(23)

B.P/DTCP NO: 564 / 2024

PLAN SHOWING THE PROPOSED BUILDINGS IN PLOT NO'S - B5 TO B10 AT SURVEY NO : 126,127,128/1,128/2,129,130,137/1,137/2,137/4, 165/2 , SIPCOT INDUSTRIAL,COMPLEX, KUDIKADU ,VILLAGE, CUDDALORE TALUK, CUDDALORE DISTRICT- 607005

COMPANY NAME :-
ASIAN PAINTS LIMITED.

N W E S

Scale 1 : 100

SPECIFICATION & GRADE OF CONCRETE :-

FOUNDATION	:	COLUMN FOOTING
BRICK WORK	:	C.M. 1:5 FOR SUPER STRUCTURE
PLASTERING	:	C.M. 1:4 FOR WALLS & 1:3 FOR CEILING
CEMENT PAINT	:	2 COATS FOR WALLS & 1COAT FOR CEILING
CONCRETE	:	1:2:4 FOR SLABS & LINTELS
WINDOWS	:	ALL ALUMINUM GLAZED WINDOWS
WEATHERING COURSE	:	ONE LAYER OF COUNTRY TILES OVER BRICK JELLY LIME MORTAR

JOINERY DETAILS

D	STEEL DOOR ANGLE	1.00 X 2.20
D1	STEEL DOOR LEAVES	1.50 X 2.20
RS	ROLLING SHUTTER	3.00 X 3.00
W	STEEL CASEMENT WINDOW	2.00 X 1.50
V	VENTILATOR	2.00 X 0.58

AREA DETAILS

SL. NO.	BUILDING NAME	FLOOR NAME	FSI AREA	NON FSI AREA	TOTAL AREA
23	PENTA PLANT AND SODIUM FORMATE PLANT STORAGE AND BAGGING	GROUND FLOOR	3268.32	-	3268.32
		FIRST FLOOR	1398.33	-	1398.33
		SECOND FLOOR	248.17	-	248.17
		TOTAL AREA	4914.82	-	4914.82

NOTE:-
1. ALL DIMENSIONS ARE IN METERS AREA IN SQ.M
2. ALL DOORS & WINDOWS ARE OPEN OUTWARDS

For ASIAN PAINTS LIMITED
RAJENDRAPANDI B
Associate General Manager

APPLICANT SIGNATURE

For SRI JANAKI & ASSOCIATES

ARCHITECT SIGNATURE

Er. R JOSEPH,B.Tech.,M.Tech.,
Structural Engineer Grade - I (SE)

STRUCTURAL ENGINEER SIGNATURE

B.P/DTCP NO: 564 / 2024

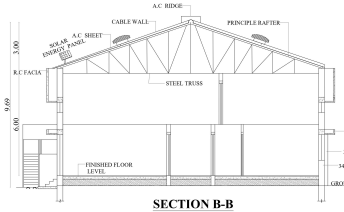

SECTION B-B
WORKSHOP & ENGINEERING STORES
(24)

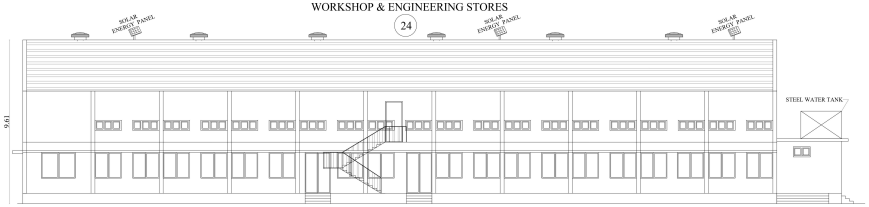

ELEVATION
WORKSHOP & ENGINEERING STORES
(24)

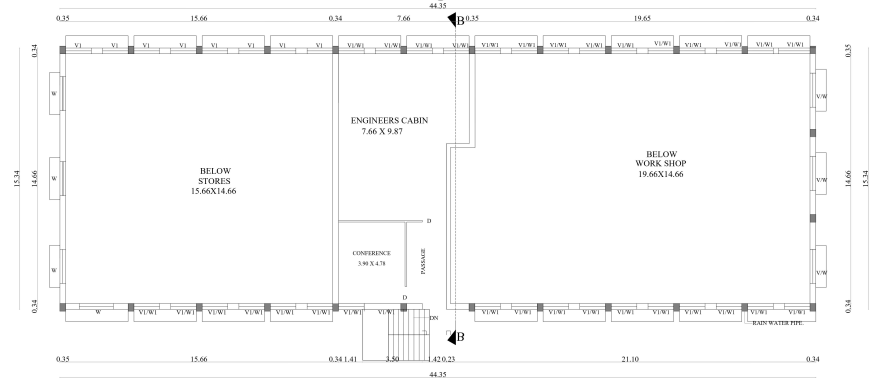

FIRST FLOOR PLAN
WORKSHOP & ENGINEERING STORES
(24)

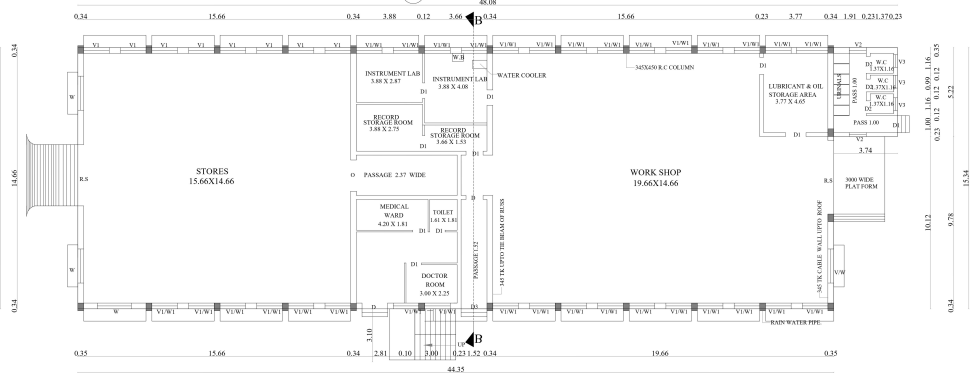

GROUND FLOOR PLAN
WORKSHOP & ENGINEERING STORES
(24)

JOINERY DETAILS		
D	DOOR	1.50 X 2.20
D1	DOOR	0.90 X 2.20
D2	DOOR	0.76 X 2.20
R.S.	ROLLING SHUTTER	4.32 X 3.00
W1	WINDOW	1.50 X 1.50
V1	VENTILATOR	1.50 X 0.60
V2	VENTILATOR	1.00 X 0.60
V2	VENTILATOR	1.00 X 0.60

JOINERY DETAILS		
DESCRIPTION		SIZE
D1	DOOR	0.90 X 2.10
V	VENTILATOR	0.60 X 0.60

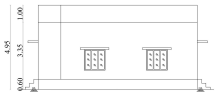

ELEVATION -1
DRIVER REST ROOM & SECURITY STORE
(30)

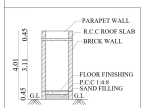

SECTION AT -"EF"
Toilet 1
(29)



ELEVATION
Toilet 1
(29)



GROUND FLOOR PLAN
Toilet 1
(29)

JOINERY DETAILS		
DESCRIPTION		SIZE
D	DOOR	1.00 X 2.10
V	VENTILATOR	0.60 X 0.60

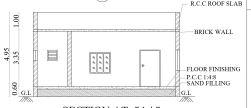

SECTION AT -"AA"
DRIVER REST ROOM & SECURITY STORE
(30)

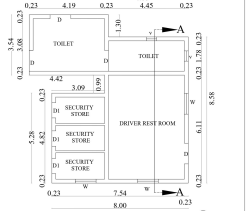

GROUND FLOOR PLAN
DRIVER REST ROOM & SECURITY STORE
(30)

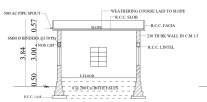

SECTION ON A-A
TOILET 2
(26)



ELEVATION
TOILET 2
(26)



TOILET 2
(26)

JOINERY DETAILS		
DESCRIPTION		SIZE
D	DOOR	0.91 X 2.13
W	WINDOW	1.22 X 1.22
V	VENTILATOR	0.63 X 0.68

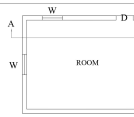

GROUND FLOOR PLAN
WATER TREATMENT PLANT
(31)

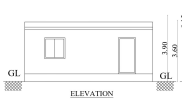

ELEVATION
WATER TREATMENT PLANT
(31)

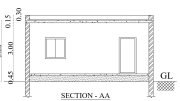

SECTION - AA
WATER TREATMENT PLANT
(31)

JOINERY DETAILS		
DESCRIPTION		SIZE
D	DOOR	0.91 X 2.13
W	WINDOW	1.22 X 1.22

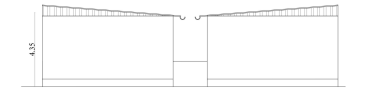

ELEVATION
(SCRAP YARD)
(28)

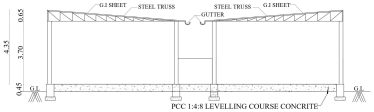

SECTION AT - 'BB'
(SCRAP YARD)
(28)

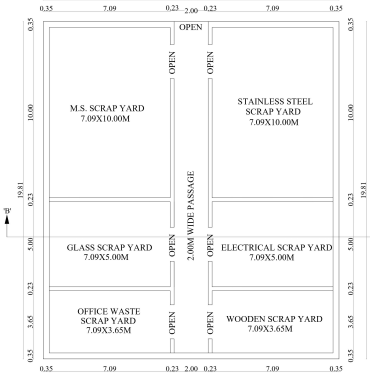

GROUND FLOOR PLAN
PLAN FOR SCRAP YARD
(28)

PLAN SHOWING THE PROPOSED BUILDINGS IN PLOT NO'S - B5 TO B10 AT SURVEY NO: 126,127,128/1,128/2,129,130,137/1,137/2,137/4, 165/2 ,SIPCOT INDUSTRIAL COMPLEX KUDIKADU VILLAGE, CUDDALORE TALUK CUDDALORE DISTRICT- 607005

COMPANY NAME :-
ASIAN PAINTS LIMITED.

Scale 1 : 100

SPECIFICATION & GRADE OF CONCRETE :-

FOUNDATION	:	COLUMN FOOTING
BRICK WORK	:	C.M. 1:5 FOR SUPER STRUCTURE
PLASTERING	:	C.M. 1:4 FOR WALLS & 1:3 FOR CEILING
CEMENT PAINT	:	2 COATS FOR WALLS & 1COAT FOR CEILING
CONCRETE	:	1:2:4 FOR SLABS & LINTELS
WINDOWS	:	ALL ALUMINUM GLAZED WINDOWS
WEATHERING COURSE	:	ONE LAYER OF COUNTRY TILES OVER BRICK JELLY LIME MORTAR

JOINERY DETAILS

D	STEEL DOOR ANGLE	1.00 X 2.20
D1	STEEL DOOR LEAVES	1.50 X 2.20
RS	ROLLING SHUTTER	3.00 X 3.00
W	STEEL CASEMENT WINDOW	2.00 X 1.50
V	VENTILATOR	2.00 X 0.58

AREA DETAILS

SL. NO.	BUILDING NAME	FLOOR NAME	FSI AREA	NON FSI AREA	TOTAL AREA
24	WORKSHOP AND ENGINEERING STORES	GROUND FLOOR	712.42	-	712.42
		FIRST FLOOR	128.69	-	128.69
		TOTAL AREA	841.11	-	841.11
26	TOILET 2	GROUND FLOOR	14.04	-	14.04
27	RESEARCH AND QUALITY CONTROL LAB	GROUND FLOOR	158.14	-	158.14
		FIRST FLOOR	158.14	-	158.14
		TOTAL AREA	316.28	-	316.28
28	SCRAP YARD	GROUND FLOOR	343.68	-	343.68
29	TOILET 1	GROUND FLOOR	3.91	-	3.91
30	DRIVER REST ROOM & SECURITY STORE	GROUND FLOOR	77.66	-	77.66
31	WATER TREATMENT PLANT	GROUND FLOOR	42.93	-	42.93

NOTE:-
1. ALL DIMENSIONS ARE IN METERS AREA IN SQ.M
2. ALL DOORS & WINDOWS ARE OPEN OUTWARDS



FRONT ELEVATION
RESEARCH & QUALITY CONTROL LAB
(27)

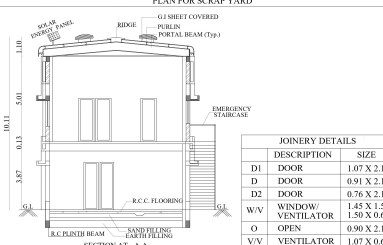

SECTION AT - A-A
RESEARCH & QUALITY CONTROL LAB
(27)

JOINERY DETAILS		
	DESCRIPTION	SIZE
D1	DOOR	1.07 X 2.13
D	DOOR	0.91 X 2.13
D2	DOOR	0.76 X 2.13
W/V	WINDOW/ VENTILATOR	1.45 X 1.50 1.50 X 0.60
O	OPEN	0.90 X 2.13
V/V	VENTILATOR	1.07 X 0.60

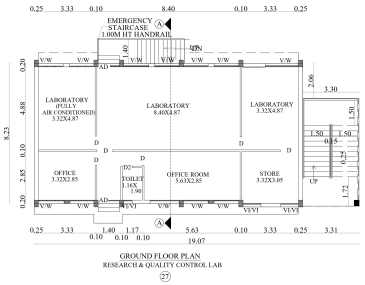

GROUND FLOOR PLAN
RESEARCH & QUALITY CONTROL LAB
(27)

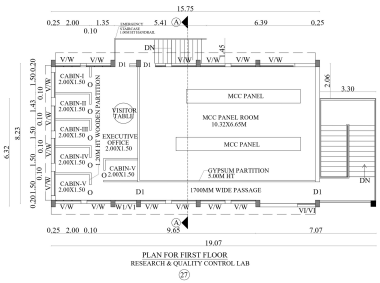

PLAN FOR FIRST FLOOR
RESEARCH & QUALITY CONTROL LAB
(27)

For ASIAN PAINTS LIMITED
RAJENDRABABU S
Associate General Manager.

APPLICANT SIGNATURE

For SRI JANAKI & ASSOCIATES

ARCHITECT SIGNATURE

Er. R. JOSEPH, B.Tech.,M.Tech.,
Structural Engineer Grade - I (SE)
Reg. No. (1) 71/SE (SE05-1051/98/2004
No. 64/14, Thulsi Malai Street,
Cuddalore - 607001.
Mob. 99422 49581
Email: Jas714@gmail.com

STRUCTURAL ENGINEER SIGNATURE

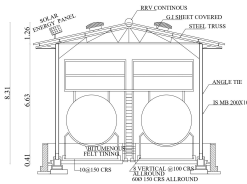

SECTION AT - DD
ACETALDEHYDE STORAGE TANK
33

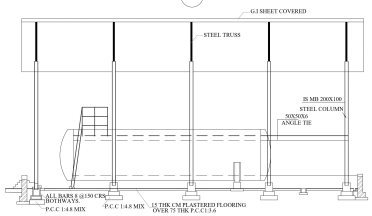

SECTION AT - FF CUM ELEVATION
ACETALDEHYDE STORAGE TANK
33

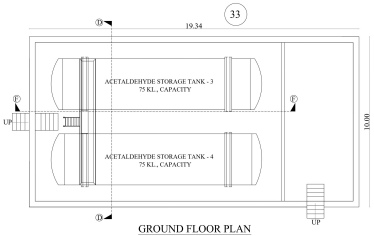

GROUND FLOOR PLAN
ACETALDEHYDE STORAGE TANK
33

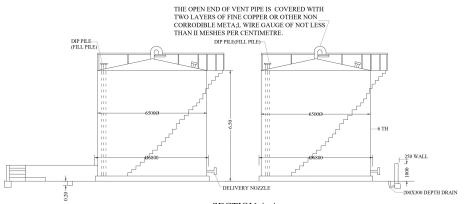

SECTION A-A
METHONAL DAY TANK 2 NOS
35

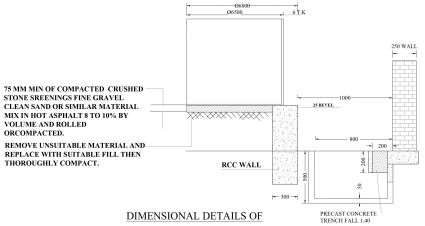

DIMENSIONAL DETAILS OF
TRENCH SUMP AND TANK FOUNDATION
35

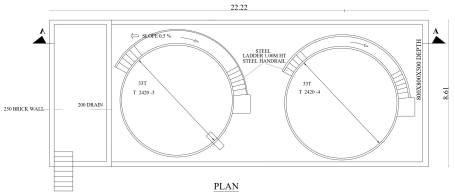

PLAN
METHONAL DAY TANK 2 NOS
35

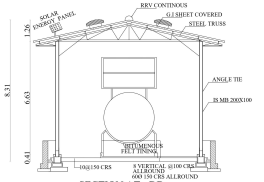

SECTION AT - DD
ACETALDEHYDE STORAGE TANK
100 KL., CAPACITY
39

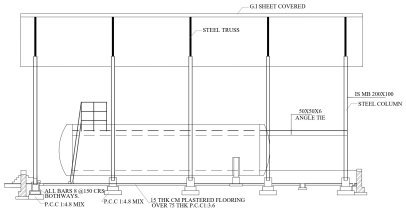

SECTION AT - FF CUM ELEVATION
ACETALDEHYDE STORAGE TANK
100 KL., CAPACITY
39

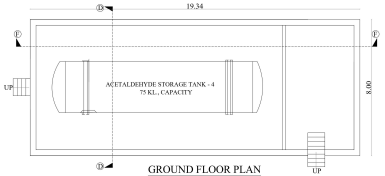

GROUND FLOOR PLAN
ACETALDEHYDE STORAGE TANK
100 KL., CAPACITY
39



PLAN
TREATED WATER TANK AND FIRE
HYDRANT WATER TANK
38

B.P/DTCP NO: 564 / 2024

PLAN SHOWING THE PROPOSED BUILDINGS IN PLOT NO'S - B5 TO B10 AT SURVEY NO: 126,127,128/1,128/2,129,130,137/1,137/2,137/4,165/2, SIPCOT INDUSTRIAL COMPLEX KUDIKADU VILLAGE, CUDDALORE TALUK CUDDALORE DISTRICT- 607005

COMPANY NAME :-
ASIAN PAINTS LIMITED.

N
W E
S

Scale 1 : 100

SPECIFICATION & GRADE OF CONCRETE :-

FOUNDATION	:	COLUMN FOOTING
BRICK WORK	:	C.M. 1:5 FOR SUPER STRUCTURE
PLASTERING	:	C.M. 1:4 FOR WALLS & 1:3 FOR CEILING
CEMENT PAINT	:	2 COATS FOR WALLS & 1COAT FOR CEILING
CONCRETE	:	1:2:4 FOR SLABS & LINTELS
WINDOWS	:	ALL ALUMINUM GLAZED WINDOWS
WEATHERING COURSE	:	ONE LAYER OF COUNTRY TILES OVER BRICK JELLY LIME MORTAR

AREA DETAILS

SL. NO.	BUILDING NAME	FLOOR NAME	FSI AREA	NON FSI AREA	TOTAL AREA
32	COOLING TOWER	GROUND FLOOR	-	195.12	195.12
33	ACETALDEHYDE STORAGE TANK	GROUND FLOOR	193.45	-	193.45
34	COOLING TOWER	GROUND FLOOR	-	139.07	139.07
35	METHANOL DAY TANK 2 NOS	GROUND FLOOR	70.07	-	70.07
36	COOLING TOWER	GROUND FLOOR	-	43.70	43.70
37	600 KVA DG SET	GROUND FLOOR	31.07	-	31.07
38	TREATED WATER TANK AND FIRE HYDRANT WATER TANK	GROUND FLOOR	-	1268.89	1268.89
39	ACETALDEHYDE STORAGE TANK 100 KL., CAPACITY	GROUND FLOOR	154.72	-	154.72

NOTE:-
1. ALL DIMENSIONS ARE IN METERS AREA IN SQ.M
2. ALL DOORS & WINDOWS ARE OPEN OUTWARDS

For ASIAN PAINTS LIMITED
RAJENDRABABU B
Associate General Manager.

APPLICANT SIGNATURE

For SRI JANAKI & ASSOCIATES

ARCHITECT SIGNATURE

Er. R JOSEPH,B.Tech.,M.Tech.,
Structural Engineer Grade - I (SE)
Lic. No. 5/2010, Dated : 19/05/2014
No. 64/16, Thaiyan Malar Street,
Chengalpattu - 603 001.
Mob. 98422 40901.
Email: Jee7148@gmail.com

STRUCTURAL ENGINEER SIGNATURE

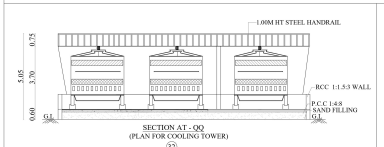

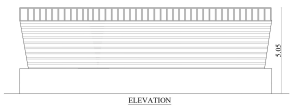

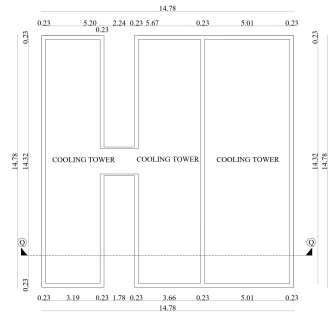

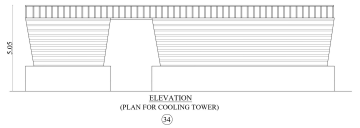

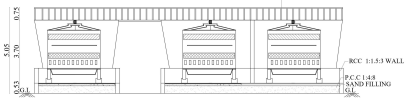

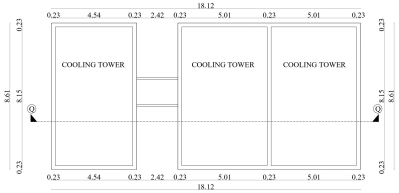

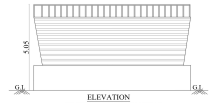

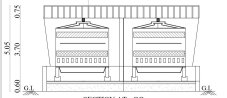



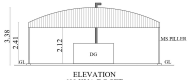

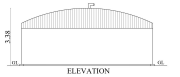





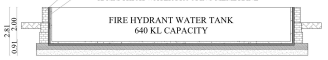

S.NO	DESCRIPTION	NOS	EACH HP	TOTAL HP
1	FIRE HYDRANT WATER PUMP	1	120.00	120.00

PLAN
DIESEL AND FURNACE OIL TANK
40

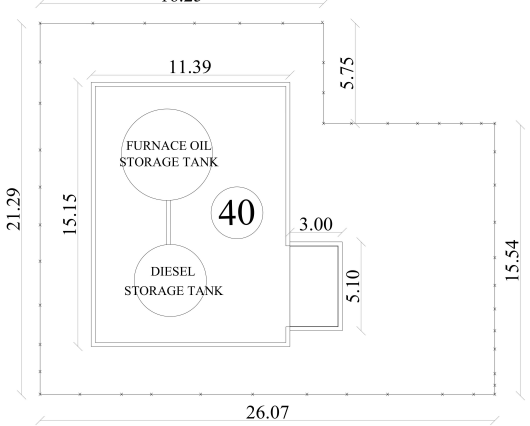

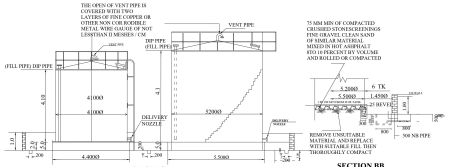

40 SECTION A A
DIESEL AND FURNACE OIL TANK

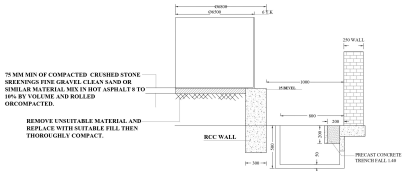

DIMENSIONAL DETAILS OF
TRENCH SUMP AND TANK FOUNDATION 43

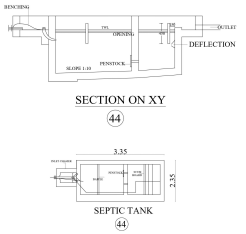

B.P/DTCP NO: 564 / 2024

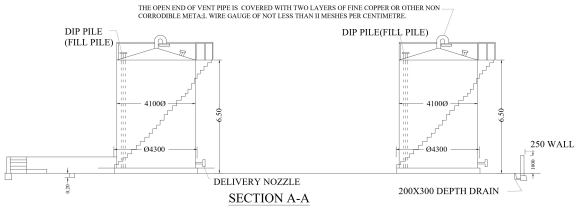

SECTION A-A
CAUSTIC STORAGE TANK & SODIUM
FORMATE SOLUTION TANK 43

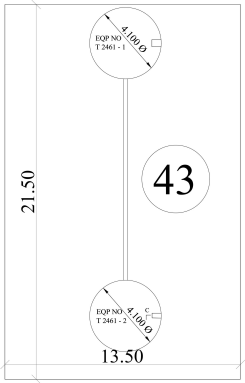

PLAN
CAUSTIC STORAGE TANK & SODIUM
FORMATE SOLUTION TANK 43

PLAN SHOWING THE PROPOSED BUILDINGS IN PLOT NO'S - B5 TO B10, AT SURVEY NO:126,127,128/1,128/2,129, 130,137/1,137/2,137/4,165/2 ,SIPCOT INDUSTRIAL COMPLEX, KUDIKADU VILLAGE, CUDDALORE TALUK CUDDALORE DISTRICT- 607005

COMPANY NAME :-
ASIAN PAINTS LIMITED.

Scale 1 : 100

SPECIFICATION & GRADE OF CONCRETE :-

FOUNDATION	:	COLUMN FOOTING
BRICK WORK	:	C.M. 1:5 FOR SUPER STRUCTURE
PLASTERING	:	C.M. 1:4 FOR WALLS & 1:3 FOR CEILING
CEMENT PAINT	:	2 COATS FOR WALLS & 1COAT FOR CEILING
CONCRETE	:	1:2:4 FOR SLABS & LINTELS
WINDOWS	:	ALL ALUMINUM GLAZED WINDOWS
WEATHERING COURSE	:	ONE LAYER OF COUNTRY TILES OVER BRICK JELLY LIME MORTAR

AREA DETAILS

40	DIESEL AND FURNACE OIL TANK	GROUND FLOOR	35.00	-	35.00
41	METHANOL STORAGE TANK - 1	GROUND FLOOR	181.44	-	181.44
42	FORMALDEHYDE STORAGE TANKS	GROUND FLOOR	196.00	-	196.00
43	CAUSTIC STORAGE TANK & SODIUM FORMATE SOLUTION TANK	GROUND FLOOR	26.41	-	26.41

NOTE:-
1. ALL DIMENSIONS ARE IN METERS AREA IN SQ.M
2. ALL DOORS & WINDOWS ARE OPEN OUTWARDS

For ASIAN PAINTS LIMITED
RAJENDIRABABU B
Associate General Manager.

APPLICANT SIGNATURE

For SRI JANAKI & ASSOCIATES

ARCHITECT SIGNATURE

Er. R JOSEPH,B.Tech.,M.Tech.,
Structural Engineer Grade - I (SE)
Reg. No. CC/1534/ SE/01-1031/99/2034
Mo. 9443..., Thottam Melai Street,
Chengalpattu - 603 001.
Mob. 99..., 98...
Email: ...@gmail.com

STRUCTURAL ENGINEER SIGNATURE

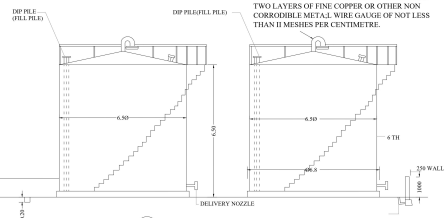

SECTION A-A 41
METHANOL STORAGE TANK - 1

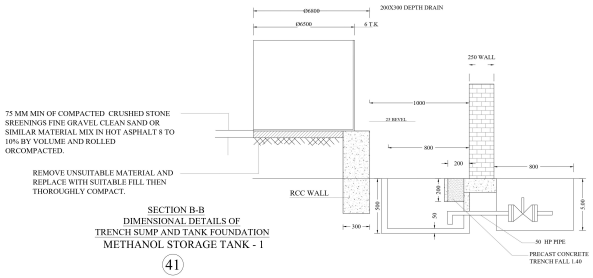

SECTION B-B
DIMENSIONAL DETAILS OF
TRENCH SUMP AND TANK FOUNDATION
METHANOL STORAGE TANK - 1
41

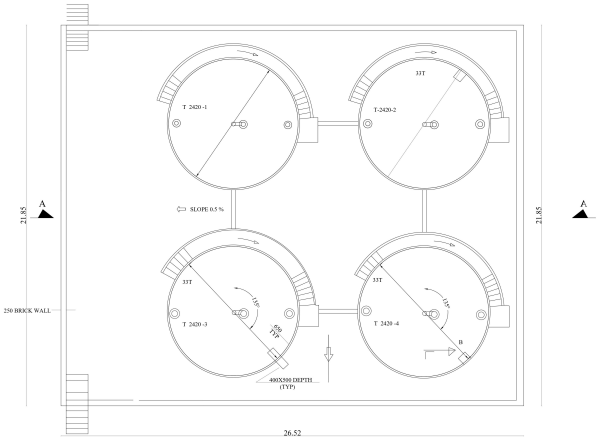

PLAN
METHANOL STORAGE TANK - 1 41

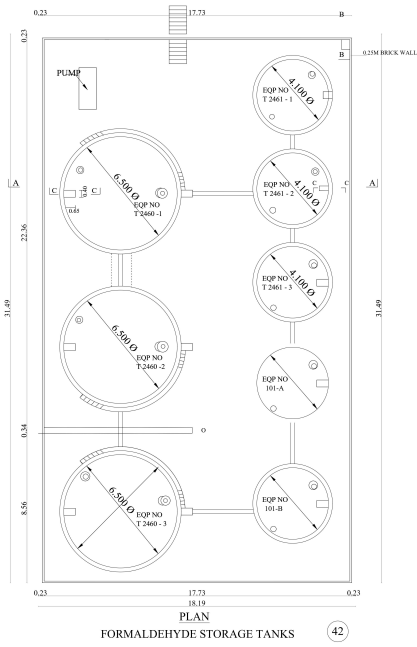

PLAN
FORMALDEHYDE STORAGE TANKS 42

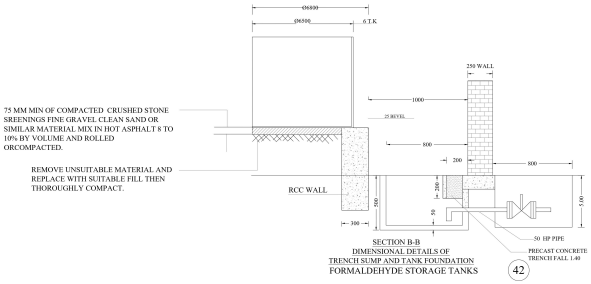

SECTION B-B
DIMENSIONAL DETAILS OF
TRENCH SUMP AND TANK FOUNDATION
FORMALDEHYDE STORAGE TANKS
42



SECTION A-A 42
FORMALDEHYDE STORAGE TANKS

B.P/DTCP NO: 564 / 2024

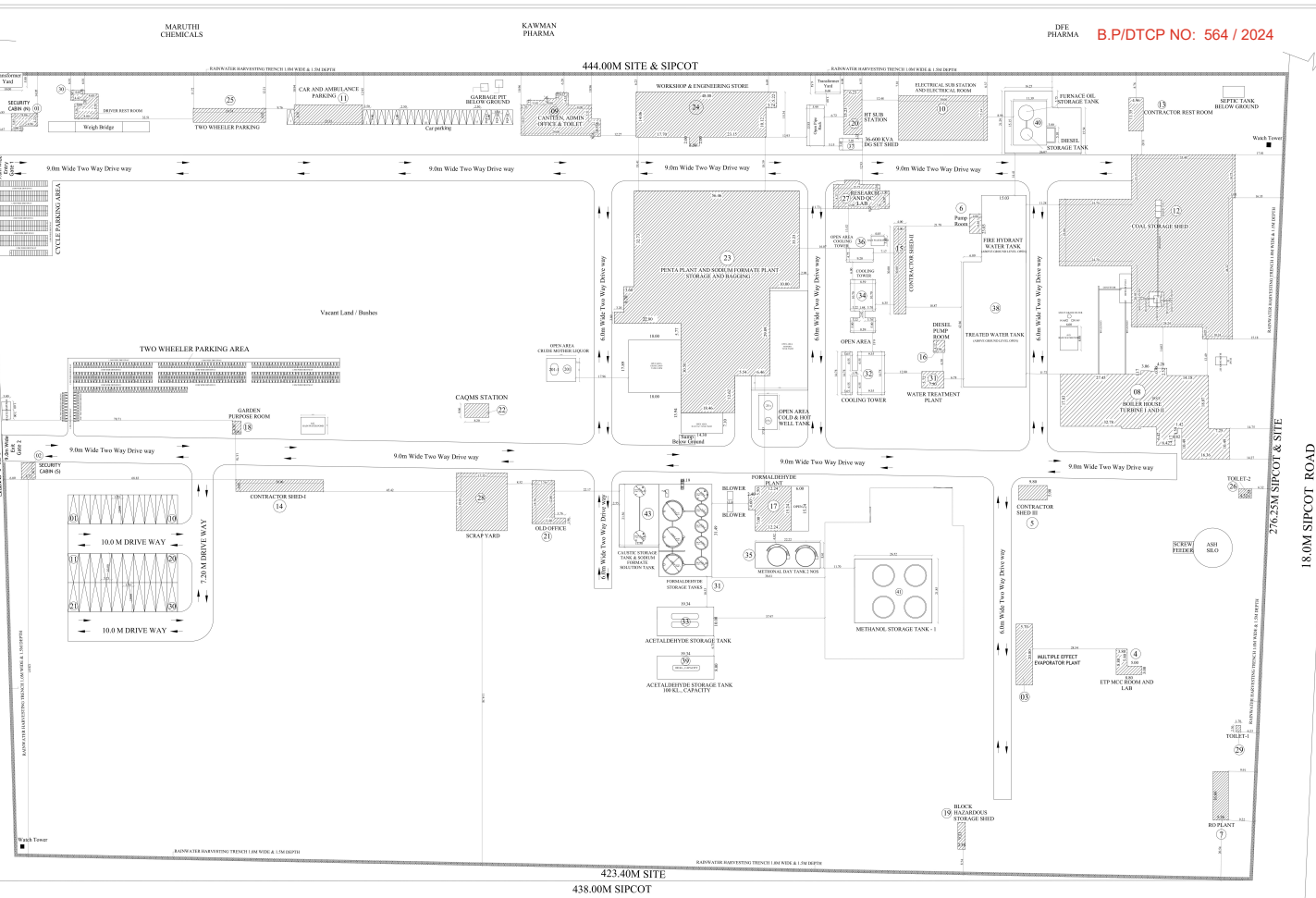

AREA DETAILS		
Plot Area (Sipcot Layout)	:	1217747.65 Sq m
Plot Area (Document Area)	:	118184.39 Sq m
Plot Area (As per Site Area)	:	117923.91 Sq m

AREA DETAILS					
SL. NO.	BUILDING NAME	FLOOR NAME	FSI AREA	NON FSI AREA	TOTAL AREA
01	SECURITY CABIN NORTH	GROUND FLOOR	43.75	-	43.75
02	SECURITY CABIN SOUTH	GROUND FLOOR	27.21	-	27.21
03	MULTIPLE EFFECT EVAPORATOR PLANT	GROUND FLOOR	110.64	-	110.64
04	ETP MCC ROOM AND LAB	GROUND FLOOR	48.46	-	48.46
05	CONTRACTOR SHED III	GROUND FLOOR	49.00	-	49.00
06	PUMP ROOM	GROUND FLOOR	26.82	-	26.82
07	RO PLANT	GROUND FLOOR	87.63	-	87.63
08	BOILER HOUSE	GROUND FLOOR	1125.68	-	1125.68
		FIRST FLOOR	288.53	-	288.53
		TOTAL AREA	1414.21	-	1414.21
09	CANTEEN-ADMIN OFFICE AND TOILET	GROUND FLOOR	303.52	-	303.52
		FIRST FLOOR	184.27	-	184.27
		TOTAL AREA	487.79	-	487.79
10	ELECTRICAL SUB STATION AND ELECTRICAL ROOM	GROUND FLOOR	465.64	-	465.64
11	CAR AND AMBULANCE PARKING SHED	GROUND FLOOR	157.78	-	157.78
12	COAL STORAGE SHED	GROUND FLOOR	2651.14	-	2651.14
13	CONTRACTOR REST ROOM	GROUND FLOOR	56.50	-	56.50
14	CONTRACTOR SHED I	GROUND FLOOR	119.98	-	119.98
15	CONTRACTOR SHED II	GROUND FLOOR	119.89	-	119.89
16	DIESEL PUMP SHED	GROUND FLOOR	16.32	-	16.32
17	FORMALDEHYDE PLANT	GROUND FLOOR	203.26	-	203.26
		FIRST FLOOR	214.44	-	214.44
		SECOND FLOOR	113.74	-	113.74
		TOTAL AREA	531.44	-	531.44
18	GARDEN PURPOSE ROOM	GROUND FLOOR	13.58	-	13.58
19	HAZARDOUS STORAGE SHED	GROUND FLOOR	23.76	-	23.76
20	HT SUB STATION	GROUND FLOOR	94.88	-	94.88
21	OLD OFFICE	GROUND FLOOR	121.02	-	121.02
22	CAQMS STATION	GROUND FLOOR	38.21	-	38.21
23	PENTA PLANT AND SODIUM FORMATE PLANT STORAGE AND BAGGING	GROUND FLOOR	3268.32	-	3268.32
		FIRST FLOOR	1398.35	-	1398.35
		SECOND FLOOR	240.17	-	240.17
		TOTAL AREA	4914.82	-	4914.82
24	WORKSHOP AND ENGINEERING STORES	GROUND FLOOR	712.42	-	712.42
		FIRST FLOOR	128.69	-	128.69
		TOTAL AREA	841.11	-	841.11
25	TWO WHEELER SHED	GROUND FLOOR	119.44	-	119.44
26	TOILET 2	GROUND FLOOR	14.04	-	14.04
27	RESEARCH AND QUALITY CONTROL LAB	GROUND FLOOR	158.14	-	158.14
		FIRST FLOOR	158.14	-	158.14
		TOTAL AREA	316.28	-	316.28
28	SCRAP YARD	GROUND FLOOR	343.68	-	343.68
29	TOILET 1	GROUND FLOOR	3.91	-	3.91
30	DRIVER REST ROOM & SECURITY HOME	GROUND FLOOR	77.66	-	77.66
31	WATER TREATMENT PLANT	GROUND FLOOR	42.93	-	42.93
32	COOLING TOWER	GROUND FLOOR	-	195.12	195.12
33	ACETALDEHYDE STORAGE TANK	GROUND FLOOR	193.45	-	193.45
34	COOLING TOWER	GROUND FLOOR	-	139.07	139.07
35	METHANOL DAY TANK 2 NOS	GROUND FLOOR	70.07	-	70.07
36	COOLING TOWER	GROUND FLOOR	-	43.70	43.70
37	600 KVA DG SET SHED	GROUND FLOOR	51.07	-	51.07
38	TREATED WATER TANK AND FIRE HYDRANT WATER TANK	GROUND FLOOR	-	1268.08	1268.08
39	ACETALDEHYDE STORAGE TANK 100 KL, CAPACITY	GROUND FLOOR	154.72	-	154.72
40	DIESEL AND FURNACE OIL TANK	GROUND FLOOR	35.00	-	35.00
41	METHANOL STORAGE TANK - 1	GROUND FLOOR	181.44	-	181.44
42	FORMALDEHYDE STORAGE TANKS	GROUND FLOOR	196.08	-	196.80
43	CAUSTIC STORAGE TANK & SODIUM FORMATE SOLUTION TANK	GROUND FLOOR	26.41	-	26.41
GRAND TOTAL AREA			14275.49	1646.78	15922.27

FSI 0.121

FSI = TOTAL FSI AREA / PLOT AREA
= 14275.49 / 117923.91 = 0.121

PARKING DETAILS

Description	Required	Provided
PHC Car Parking stalls	2 No's	3 No's
PHC Two Wheeler Parking stalls	17 No's	20 No's
Car Parking stalls	2 No's	17 No's
Two Wheeler Parking stalls	267 No's	300 No's
Cycle Parking stalls	267 No's	300 No's
Lorry Parking stalls	27 No's	30 No's

SHEET NO. 10 OF 10



PLAN SHOWING THE PROPOSED BUILDINGS IN PLOT NO'S - B5 TO B10 AT SURVEY NO : 126,127,128/1,128/2,129,130,137/1,137/2,137/4, 165/2, SIPCOT INDUSTRIAL COMPLEX KUDIKADU VILLAGE, CUDDALORE TALUK CUDDALORE DISTRICT - 607005

SIPCOT LAYOUT APPROVED No.
மடி / கூ.தி.மு. எண் : 08/2018

COMPANY NAME:-
ASIAN PAINTS LIMITED.

MANUFACTURING:-
SYNTHETIC ORGANIC CHEMICALS, DYES & DYE INTERMEDIATES.

INDUSTRIAL CLASSIFIED :- RED
TNPCB CTO ORDER CP NO : AIR - 2408256677875
TNPCB CTO ORDER CP NO .WATER : 2408156877875
TNPCB CTO ORDER PP NO : AIR - 2408256607512
TNPCB CTO ORDER PP NO .WATER - 2408156607532

NOTE:-
1. ALL DIMENSIONS ARE IN METERS AREA IN SQ.M
2. ALL DOORS & WINDOWS ARE OPEN OUTWARDS

Scale 1 : 400

COLOUR INDEX
- Existing Road
- Boundry
- Building

SPECIFICATION & GRADE OF CONCRETE :-

FOUNDATION	:	COLUMN FOOTING
BRICK WORK	:	C.M. 1:5 FOR SUPER STRUCTURE
PLASTERING	:	C.M. 1:4 FOR WALLS & 1:3 FOR CEILING
CEMENT PAINT	:	2 COATS FOR WALLS & 3COAT FOR CEILING
CONCRETE	:	1:2:4 FOR SLABS & LINTELS
WINDOWS	:	ALL ALUMINUM GLAZED WINDOWS
WEATHERING COURSE	:	ONE LAYER OF COUNTRY TILES OVER BRICK JELLY LIME MORTAR

TOTAL MAN POWER = 380
TOTAL HP = 4759.00

TITLE:-
SITE PLAN

For ASIAN PAINTS LIMITED
Authorised Signatory
APPLICANT SIGNATURE

For SRI JAYAM & ASSOCIATES
ARCHITECT SIGNATURE

STRUCTURAL ENGINEER SIGNATURE