PROPOSED FACTORY (MANUFACTURING OF PERUNGAYAM / ASAFOETIDA)
(ORANGE INDUSTRY CATEGORY), AT O.S.NO.108/1,NEW S.NO.108/1A, (AS PER PATTA VIDE NO.659,S.NO.108/1A1A), KORANATTUKARUPPUR I VILLAGE, KUMBAKKONAM TALUK, THANJAVUR DISTRICT

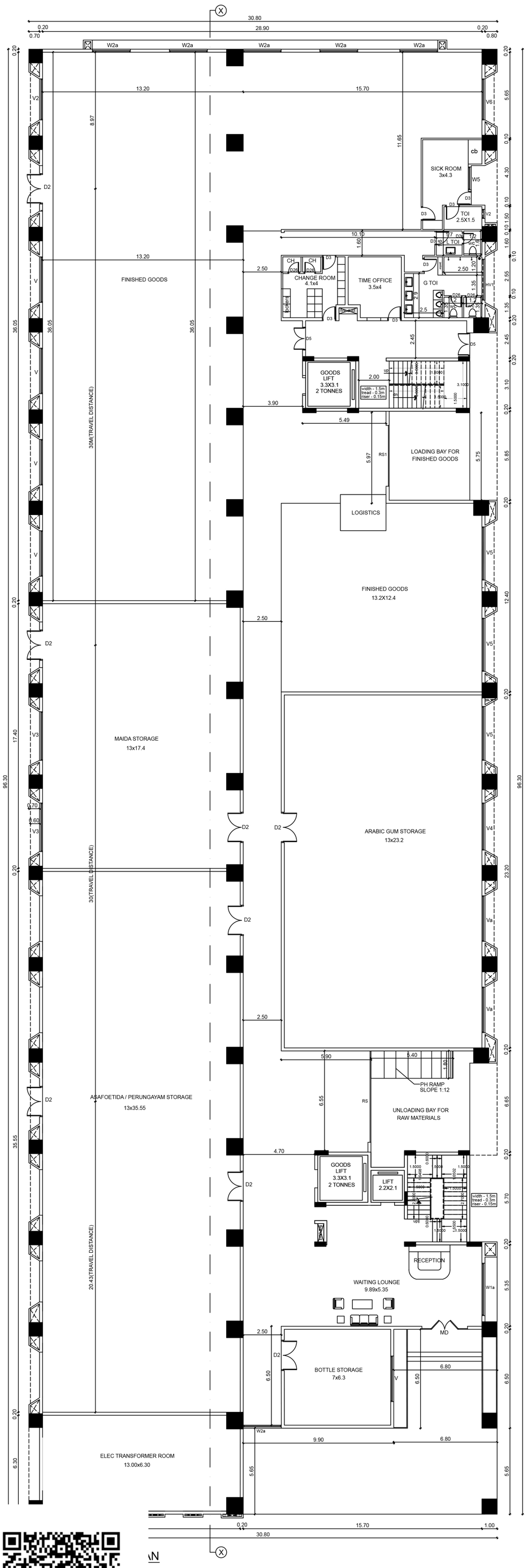

GROUND FLOOR PLAN

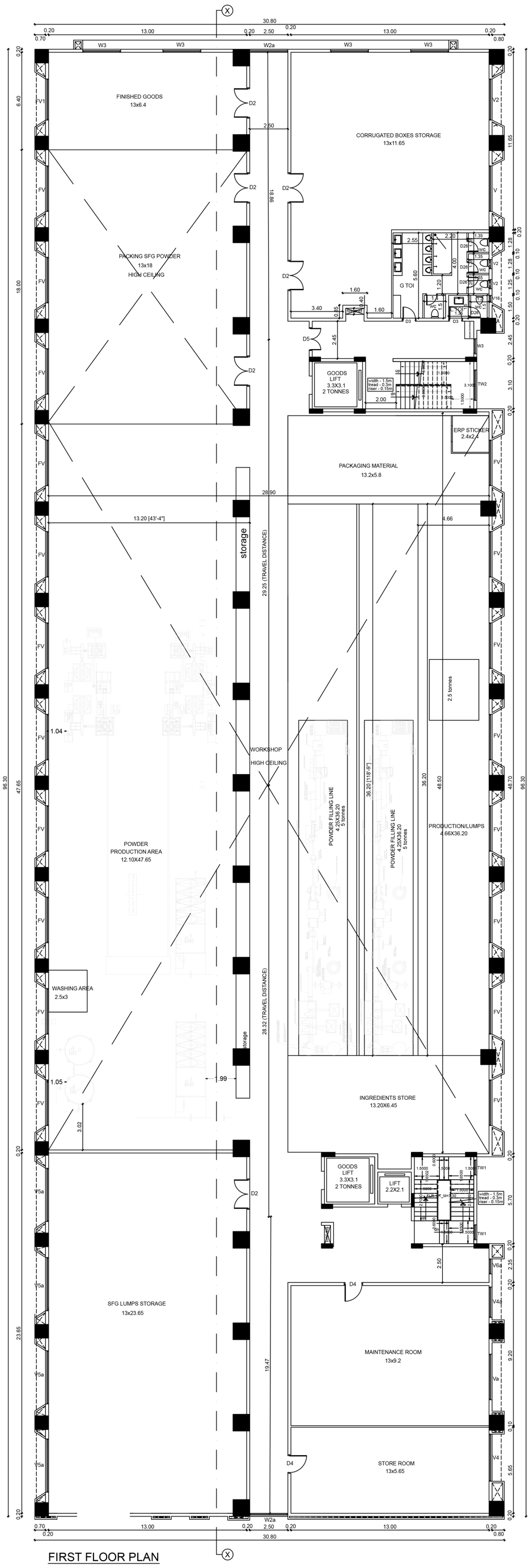

FIRST FLOOR PLAN

CATEGORY OF INDUSTRY : "ORANGE"
MANUFACTURING DETAILS :-

MANUFACTURING OF PERUNGAYAM / ASAFOETIDA

JOINERY :-

RS	ROLLING SHUTTER	6.00 x 3.20
RS1	ROLLING SHUTTER	4.00 x 3.20
RG	ROLLING GRILL	3.50 x 3.20
W1a	WINDOW	3.00 x 3.20
W2a	WINDOW	2.50 x 3.20
W3	WINDOW	2.51 x 2.50
W33	WINDOW	1.00 x 1.50
W5	WINDOW	1.50 x 1.20
V	VENTILATOR	3.00 x 2.00
V2	VENTILATOR	0.61 x 0.90
MD	DOOR	3.00 x 3.15
D2	DOOR	2.00 x 2.40
D3	DOOR	0.90 x 2.40
D5	DOOR	1.50 x 2.40
D4	DOOR	1.20 x 2.40
D26	DOOR	0.76 x 2.10
FV	FIXED VENTILATOR	3.00 x 3.60
FV1	FIXED VENTILATOR	2.70 x 2.00
TW1	TOPHUNG WINDOW	1.00 x 1.00
TW2	TOPHUNG WINDOW	2.00 x 1.00
V3	VENTILATOR	3.20 x 3.00
V4	VENTILATOR	3.10 x 3.00
V5	VENTILATOR	3.55 x 3.00
V5a	VENTILATOR	3.50 x 3.00
V6	VENTILATOR	2.70 x 2.00
Va	VENTILATOR	3.00 x 3.00
V16	VENTILATOR	0.45 x 3.00
V4a	VENTILATOR	2.00 x 3.00
V6a	VENTILATOR	1.00 x 3.00
HV1	HIGH VENTILATOR	2.70 x 0.60

LEGEND:-

PROPOSED
BOUNDARY
ROAD
SEWER LINE
WATER LINE

SCALE - 1 : 100 SHEET NO - 2

ALL DIMENSIONS ARE IN METRES

HB Merchant

APPLICANT

ERA.ELANGO B.E., A.M.I.E.,
STRUCTURAL ENGINEER-GRADE-II (SE)
Regd. No: SE/GR-II/19/03/010,
3, 3rd Floor, Thandavan Street,
Purasaiwalkam, Chennai-7, Ph: 044-4201 2955
Email: jayscivildesign@gmail.com

STRUCTURAL ENGINEER

C.R. RAJU
ARCHITECT
COA No: 12628, IIA No : F7583
GCC / R.A. No : 101742025
6, South Avenue, Srinagar Colony,
Chennai-600 016. Ph: 2220 1220

ARCHITECT

PROPOSED FACTORY (MANUFACTURING OF PERUNGAYAM / ASAFOETIDA) (ORANGE INDUSTRY CATEGORY), AT O.S.NO.108/1,NEW S.NO.108/1A,(AS PER PATTA VIDE NO.659,S.NO.108/1A1A), KORANATTUKARUPPUR I VILLAGE, KUMBAKKONAM TALUK, THANJAVUR DISTRICT

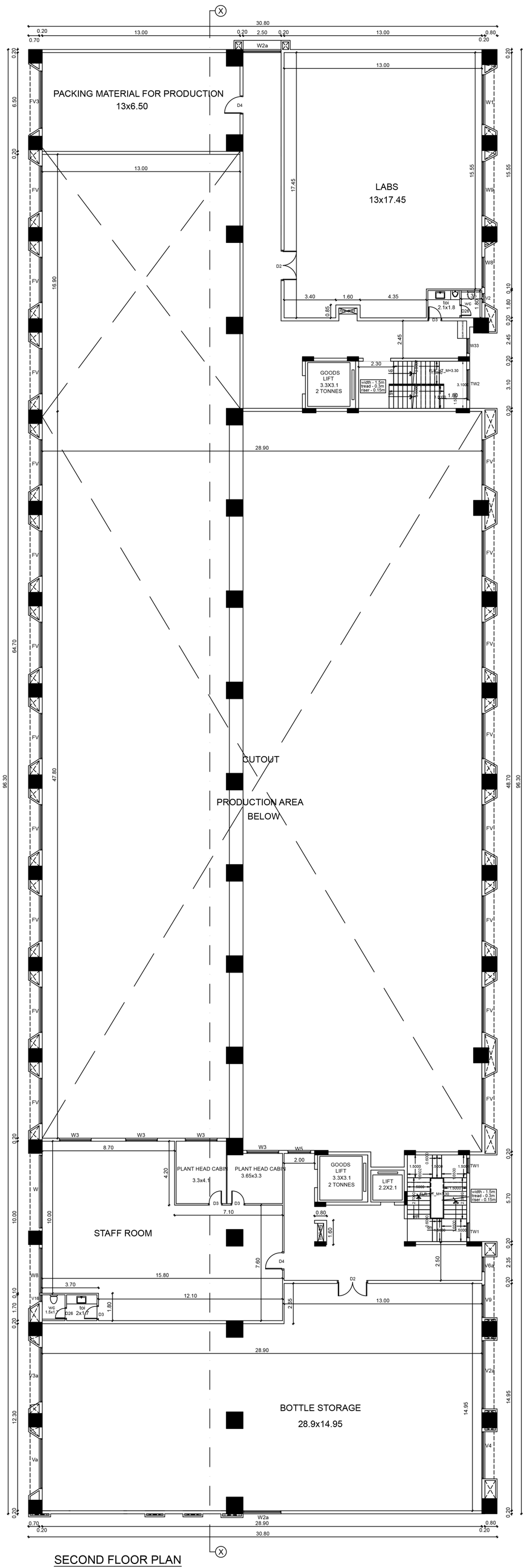

SECOND FLOOR PLAN

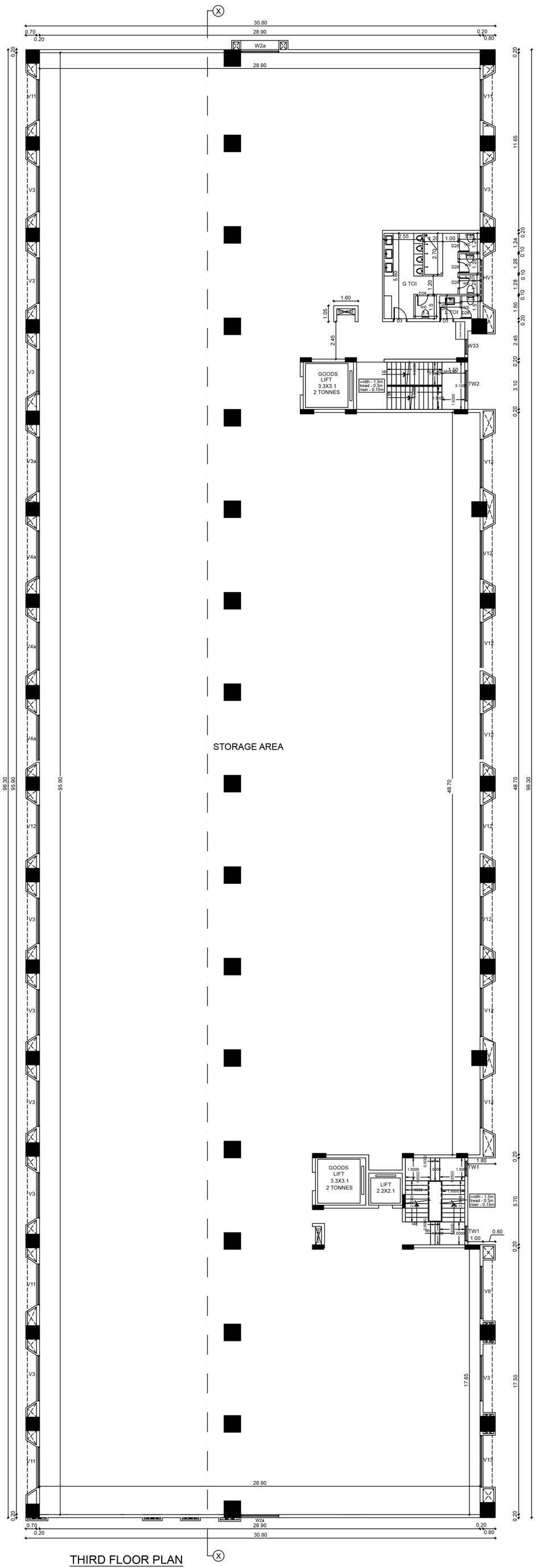

THIRD FLOOR PLAN

CATEGORY OF INDUSTRY : "ORANGE"
MANUFACTURING DETAILS :-

MANUFACTURING OF PERUNGAYAM / ASAFOETIDA

JOINERY :-

W	WINDOW	4.81 x 3.00
W1	WINDOW	3.30 x 3.00
W2a	WINDOW	2.50 x 3.20
W3	WINDOW	2.51 x 2.50
W33	WINDOW	1.00 x 1.50
W3a	WINDOW	2.10 x 1.50
W5	WINDOW	1.50 x 1.20
W8	WINDOW	3.00 x 3.00
W9	WINDOW	3.60 x 3.00
V2a	VENTILATOR	4.50 x 3.00
V2	VENTILATOR	0.61 x 0.90
V3	VENTILATOR	3.00 x 3.20
V3a	VENTILATOR	3.60 x 3.20
V13	VENTILATOR	3.40 x 3.20
V4	VENTILATOR	3.10 x 3.00
V12	VENTILATOR	3.20 x 3.20
V11	VENTILATOR	2.70 x 3.20
Va	VENTILATOR	3.00 x 3.00
V16	VENTILATOR	0.45 x 3.00
V6a	VENTILATOR	1.00 x 3.00
V8	VENTILATOR	3.45 x 3.20
V9	VENTILATOR	2.15 x 3.00
FV	FIXED VENTILATOR	3.00 x 3.60
FV3	FIXED VENTILATOR	3.79 x 3.00
TW1	TOPHUNG WINDOW	1.00 x 1.00
TW2	TOPHUNG WINDOW	2.00 x 1.00
D2	DOOR	2.00 x 2.40
D3	DOOR	0.90 x 2.40
D4	DOOR	1.20 x 2.40
D26	DOOR	0.76 x 2.10
HV1	HIGH VENTILATOR	2.70 x 0.60

LEGEND:-

PROPOSED BOUNDARY
ROAD
SEWER LINE
WATER LINE

SCALE - 1 : 100 SHEET NO - 3

ALL DIMENSIONS ARE IN METRES

HB Merchant

APPLICANT

ERA.ELANGO B.E., A.M.I.E.,
STRUCTURAL ENGINEER-GRADE-II (SE)
Regd. No: SE/GR-II/19/03/010,
3, 3rd Floor, Thandavan Street,
Purasaiwalkam, Chennai-7, Ph: 044-4201 2955
Email: jayscivildesign@gmail.com

STRUCTURAL ENGINEER

C.R. RAJU
ARCHITECT
COA No: 12626, IIA No : F7583
GCC / R.A. No : 101742025
6, South Avenue, Srinagar Colony,
Chennai-600 018. Ph: 2220 1220

ARCHITECT

PROPOSED FACTORY(MANUFACTURING OF PERUNGAYAM / ASAFOETIDA) (ORANGE INDUSTRY CATEGORY), AT O.S.NO.108/1,NEW S.NO.108/1A,(AS PER PATTA VIDE NO.659,S.NO.108/1A1A), KORANATTUKARUPPUR I VILLAGE, KUMBAKKONAM TALUK, THANJAVUR DISTRICT

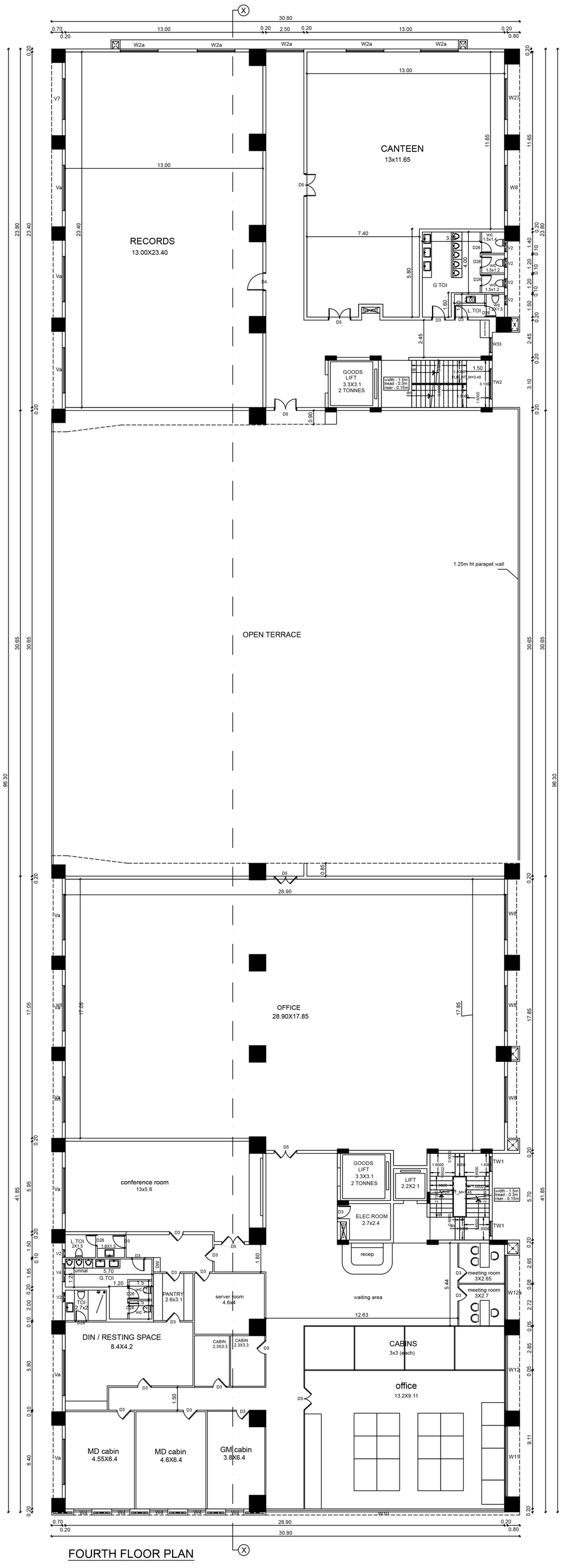

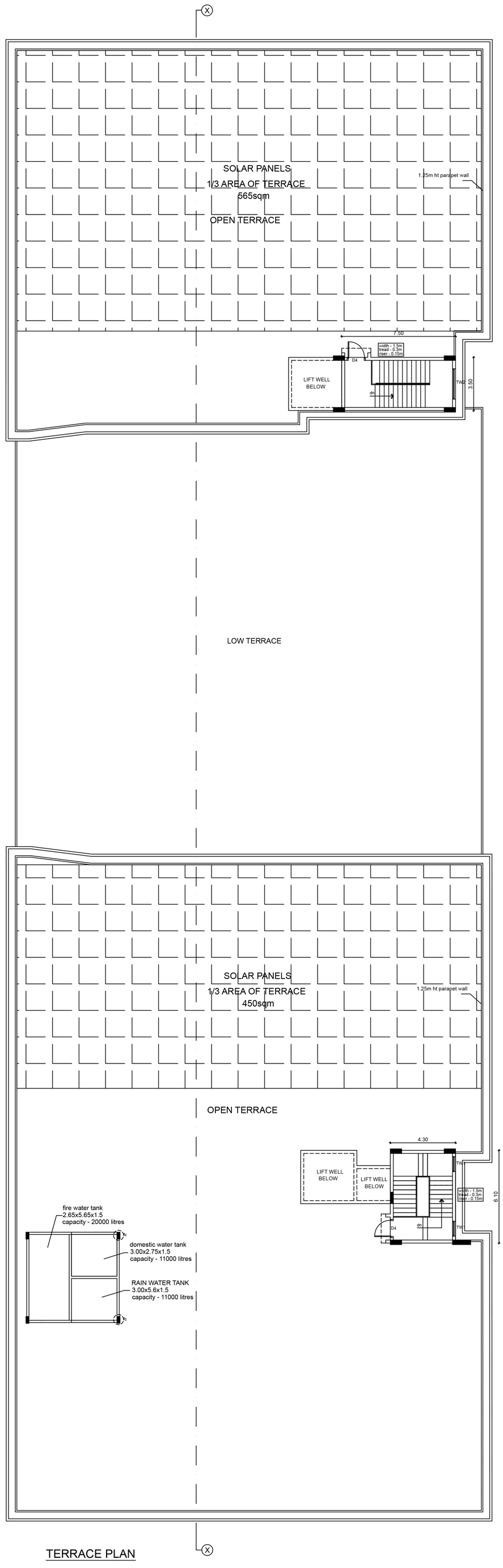

CATEGORY OF INDUSTRY : "ORANGE"

MANUFACTURING DETAILS :-

MANUFACTURING OF PERUNGAYAM / ASAFOETIDA

JOINERY :-

W12a	WINDOW	4.35 x 3.00
W12	WINDOW	4.99 x 3.00
W11	WINDOW	3.95 x 3.00
W10	WINDOW	15.70 x 1.50
W4	WINDOW	1.20 x 1.50
W33	WINDOW	1.00 x 1.50
W2a	WINDOW	2.50 x 3.20
Va	VENTILATOR	3.00 x 3.00
V7	VENTILATOR	2.70 x 3.00
V2	VENTILATOR	0.61 x 0.90
D3	DOOR	0.90 x 2.40
D5	DOOR	1.50 x 2.40
D4	DOOR	1.20 x 2.40
D26	DOOR	0.76 x 2.10
TW1	TOPHUNG WINDOW	1.00 x 1.00
TW2	TOPHUNG WINDOW	2.00 x 1.00
Va	VENTILATOR	3.00 x 3.00
V16	VENTILATOR	0.45 x 3.00
W8	WINDOW	3.00 x 3.00

LEGEND:-

PROPOSED BOUNDARY
ROAD
SEWER LINE
WATER LINE

SCALE - 1 : 100 SHEET NO - 4

ALL DIMENSIONS ARE IN METRES

HB Merchant

APPLICANT

ERA.ELUMGO B.E., A.M.I.E.,
STRUCTURAL ENGINEER-GRADE-II (SE)
Regd. No: SE/GR-II/19/03/010,
3, 3rd Floor, Thandavan Street,
Purasaiwalkam, Chennai-7, Ph: 044-4201 2955
Email: jayscivildesign@gmail.com

STRUCTURAL ENGINEER

C.R. RAJU
ARCHITECT
COA No: 12628, IIA No : F7883
GCC / R.A. No : 101742025
6, South Avenue, Srinagar Colony,
Chennai-600 116. Ph: 2220 1220

ARCHITECT

PROPOSED FACTORY(MANUFACTURING OF PERUNGAYAM / ASAFOETIDA)(ORANGE INDUSTRY CATEGORY), AT O.S.NO.108/1,NEW S.NO.108/1A,(AS PER PATTA VIDE NO.659,S.NO.108/1A1A), KORANATTUKARUPPUR I VILLAGE, KUMBAKKONAM TALUK, THANJAVUR DISTRICT



SOUTH ELEVATION

BLOCK-2

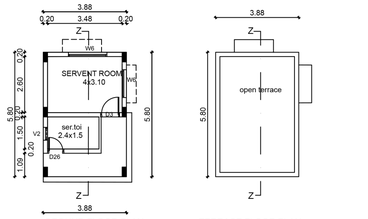

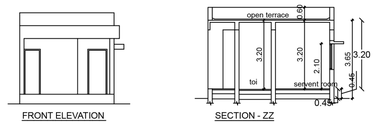

BLOCK-3

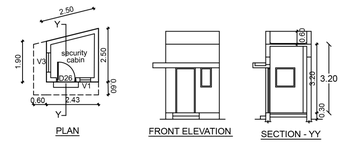

BLOCK-4



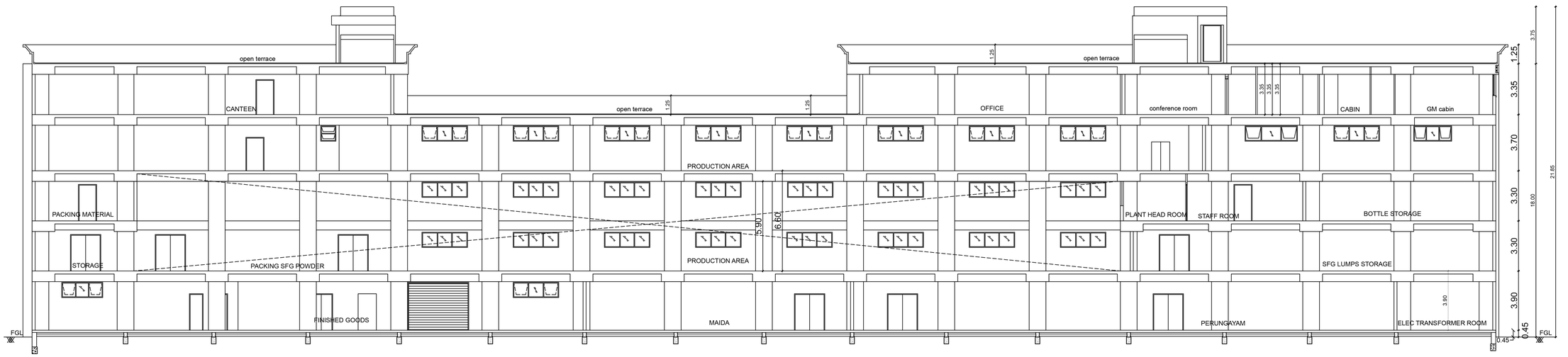

SECTION - XX

CATEGORY OF INDUSTRY : "ORANGE"
MANUFACTURING DETAILS :-

MANUFACTURING OF PERUNGAYAM / ASAFOETIDA

LEGEND:-

PROPOSED BOUNDARY
ROAD
SEWER LINE
WATER LINE

SCALE - 1 : 100 SHEET NO - 5

ALL DIMENSIONS ARE IN METRES

HB Merchant

APPLICANT

ERA.ELANGO M.E., A.M.I.E.,
STRUCTURAL ENGINEER (B.Gr/A/2404/3 (SE)
Reg. No. SE/105/2018/00910,
3, 2nd Floor, Thandavan Street,
Purasaiwalkam, Chennai-7. Ph: 044-4201 2665
Email: joyovinfotechdesign@gmail.com

STRUCTURAL ENGINEER

C.R. RAJU
ARCHITECT
COA Nor: 12928, IVA No : P7503
SCO / R.A. No : I/01743/2018
6, South Avenue, Srinagar Colony,
Chennai-600 016. Ph: 2370 1220

ARCHITECT

PROPOSED FACTORY (MANUFACTURING OF PERUNGAYAM / ASAFOETIDA) (ORANGE INDUSTRY CATEGORY), AT O.S.NO.108/1, NEW S.NO.108/1A, (AS PER PATTA VIDE NO.659,S.NO.108/1A1A), KORANATTUKARUPPUR I VILLAGE, KUMBAKKONAM TALUK, THANJAVUR DISTRICT

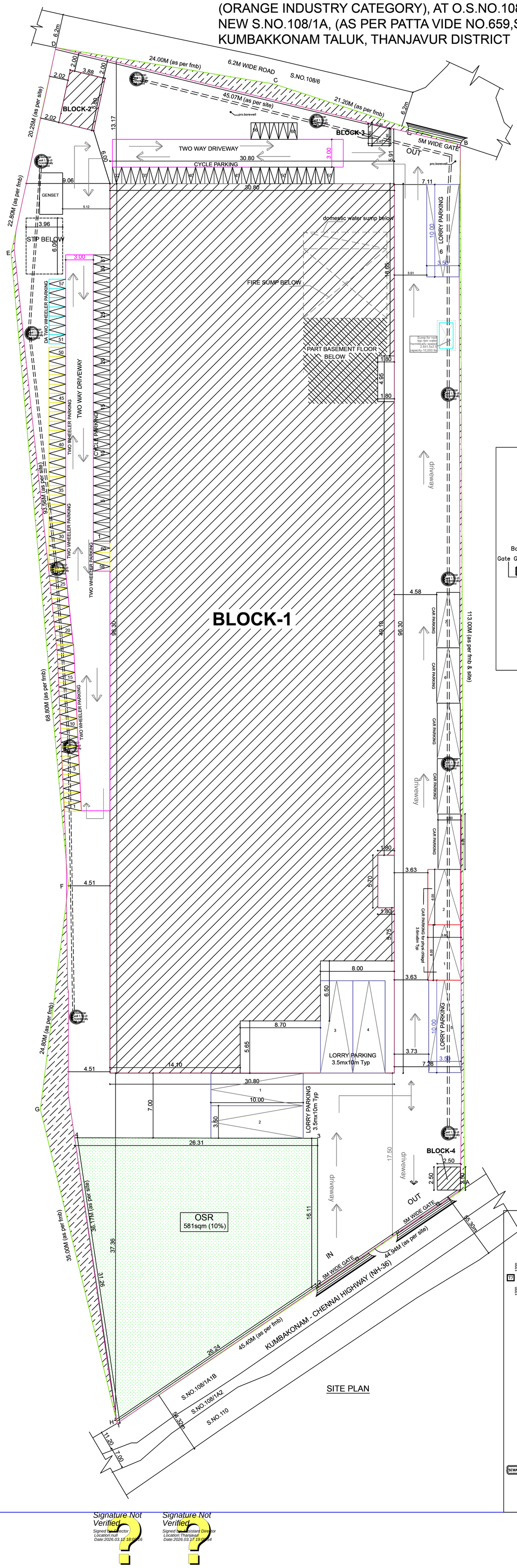

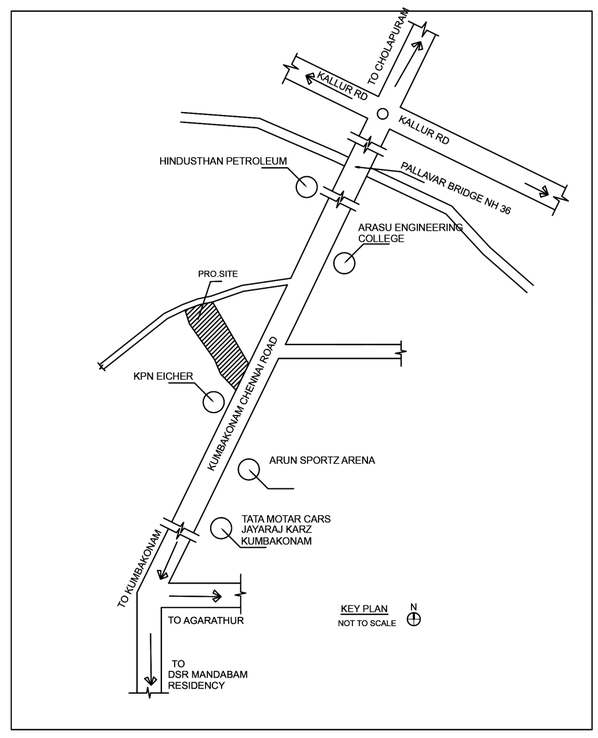

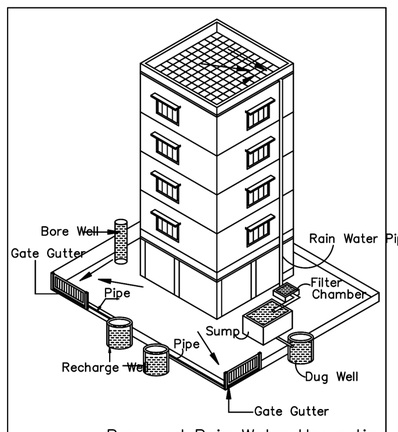

Proposed Rain Water Harvesting System
Provided as per CDBR Norms Drawing No: 3A
Not To Scale

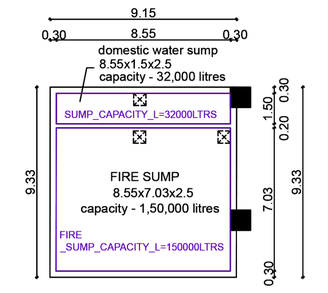

PLAN OF FIRE AND DOMESTIC WATER SUMP

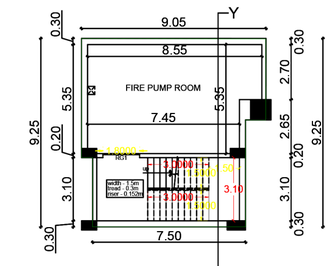

BASEMENT FLOOR PLAN

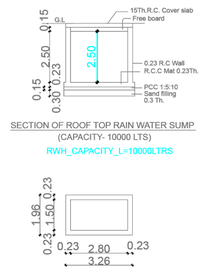

SECTION OF ROOF TOP RAIN WATER SUMP
(CAPACITY- 10000 LTS)
RWH_CAPACITY_L=10000LTRS

PLAN OF SUMP

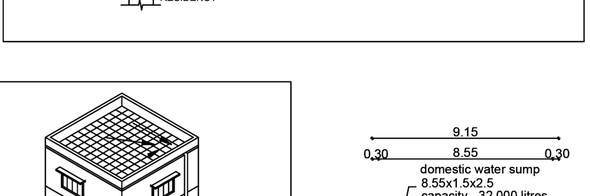

SECTION - YY

COMPOUND WALL ELEVATION



PLAN OF COMPOUND WALL



KERB WALL SECTION

SECTION OF SOLAR WATER HEATING SYSTEM

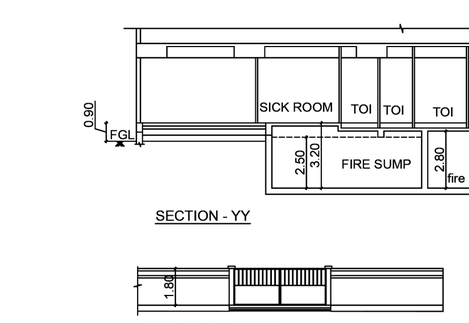

PLAN VIEW OF STP PROCESS RCC TANKS

STP PUMP ROOM EQUIPMENTS DETAILS

S.NO.	TANKS	DESCRIPTION	BED SIZE
1	TP	TRANSFER PUMP - (1W+1S) - SUB	0.6Mx0.6Mx0.3M
2	DCP	DECANTING PUMP - (1W+1S) - SUB	0.6M0.6Mx0.15M
3	SP	SLUDGE PUMP - (1W) - SUB	0.6Mx0.6Mx---
4	AB	AIR BLOWER (1W+1S)	1.2Mx1.0Mx0.3M
5	FFP	FILTER FEED PUMP (1W+1S)- SUB	0.6Mx0.6Mx0.3M
6	PSF	PRESSURE SAND FILTER - MS - Ø3000X1500MM HOS	1.75Mx0.75Mx0.15M
7	ACF	ACTIVATED CARBON FILTER - MS - Ø3000X1500MM HOS	
8	CDP	CHEMICAL DOSING PUMP - (2K) 40M	
9	UFS	ULTRA FILTRATION SYSTEM	1.3Mx1.0Mx0.15M
10	CIT	CHEMICAL INSERT TANK	Ø0.8M
11	FBWP	FILTER BACKWASH PUMP - (1W) - SUB	0.6Mx0.6Mx0.3M
12	UFTP	UF FEED PUMP - (1W+1S) - SUB	0.6Mx0.6Mx0.3M
13	UFBWP	UF BACKWASH PUMP - (1W+1S) - SUB	0.6Mx0.6Mx0.3M
14	EP	ELECTRIC PANEL - MS	1.0Mx0.45Mx0.1M

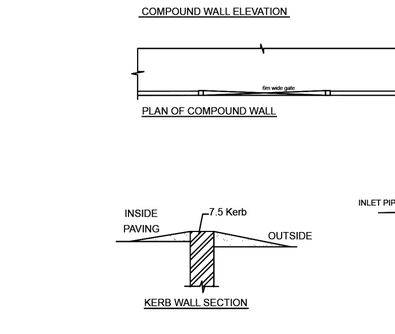

SECTION - "BB"

STP DETAILS

STP 10 KLD SBR PROCESS TANKS VOLUME DETAILS

TAG NO	SPECIFICATION	TANK SIZES	VOLUME	QTY	MOC
T1	BAR SCREEN CHAMBER	0.6 X 0.6 X 1.2M	--	1 NO	RCC
T2	COLLECTION TANK	1.6 X 3.5 X 3.0M (-INV LVL:1.2M)	10 KL	1 NO	RCC
T3	SBR TANK (3 BATCHES)	2.2 X 2.0 X 3.0M (-FB:0.3M)	12 KL	1 NO	RCC
T4	DECANTING TANK	2.2 X 1.3 X 3.0M (-FB:0.3M)	8 KL	1 NO	RCC
T5	TREATED WATER TANK	1.4 X 2.0 X 3.0M (-FB:0.3M)	7 KL	1 NO	RCC
T6	UF TREATED WATER TANK	1.4 X 1.3 X 3.0M (-FB:0.3M)	5 KL	1 NO	RCC
T7	SLUDGE DRYING BEDS	1.2 X 1.2 X 1.2M	--	2 NOS	BRICKS

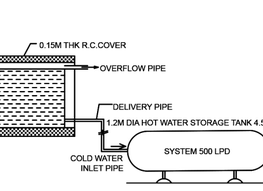

SECTION - "AA"

CATEGORY OF INDUSTRY : "ORANGE"
MANUFACTURING DETAILS :-

MANUFACTURING OF PERUNGAYAM / ASAFOETIDA

MACHINERY DETAILS:

LIST OF MACHINES - POWDER LINE

ITEM NO.	NAME OF MACHINERY	QTY	TOTAL HP
1.	PLANETARY MIXER	2	70HP
2.	WATER PUMP	1	0.5HP
3.	XL GRINDING MILL	1	5.5HP
4.	RIBBON BLENDER	1	25HP
5.	RIBBON BLENDER PUMP	1	25HP
6.	CYCLONE RAV	4	4
7.	AIR BLOWER	4	40
8.	SCREW CONVEYOR	2	2
9.	HAMMER MILL	2	40
10.	VIBRO SIFTER	2	4
11.	SUCTION CONVEYOR	1	1
12.	METAL SEPERATOR	1	0.5
13.	AIR COMPRESSOR	1	15
14.	AIR DRYER	1	1
15.	HOIST LIFT	1	3
	LIST OF MACHINES - LUMPS LINE		
16.	PLANETARY MIXER	2	35
17.	WATER PUMP	1	0.5
18.	XL GRINDING MILL	1	5.5
19.	SIGMA BLENDER	1	50
20.	SIGMA BLENDER PUMP	1	3
	TOTAL		273.5HP

PARKING CALCULATIONS :

LORRY PARKING (WORKSHOP AREA) - 4225 SQM/750SQM = 6 NOS.
TWO WHEELER PARKING - 4225SQM / 75SQM = 60 NOS.
CYCLE PARKING - 4225SQM / 75SQM = 60 NOS.

WORKSHOP AREA - 4225 SQM

NO.OF WORKERS :-
MALE - 100 NOS.
FEMALE - 50 NOS.

BLOCK - 1
AREA STATEMENT :

	FSI AREA
BASEMENT FLOOR	76.50 sqm
GROUND FLOOR	2666.97 sqm
FIRST FLOOR	2810.83 sqm
SECOND FLOOR	1193.58 sqm
THIRD FLOOR	2810.83 sqm
FOURTH FLOOR	1912.73 sqm
	11471.44 sqm

AREA DETAILS

AREA OF THE SITE (AS PER DOC)	5787.00 Sqm
AREA OF THE SITE (AS PER SITE)	5782.75 Sqm
AREA OF THE SITE (AS PER PATTA)	5810.00 Sqm

	FSI AREA	NON - FSI AREA
BLOCK - 1 (FACTORY)	11471.44 SQM	
BLOCK - 2 (SERVENT ROOM)	22.52 SQM	
BLOCK - 3 (SECURITY ROOM)		5.50 SQM
BLOCK - 4 (SECURITY ROOM)	6.30 SQM	
	11500.26 SQM	5.50 SQM

F.S.I = 11500.26 / 5782.75 = 1.988 < 2

LORRY PARKING (REQUIRED & PROVIDED)	6 NOS
CAR PARKING (REQUIRED & PROVIDED)	7 NOS
TWO WHEELER PARKING (REQUIRED & PROVIDED)	60 NOS
BICYCLE PARKING (REQUIRED & PROVIDED)	60 NOS

OSR AREA REQUIRED & PROVIDED - 581 SQM (10%)

SCALE - 1 : 100 SHEET NO - 1

ALL DIMENSIONS ARE IN METRES

LEGEND:-

PROPOSED BOUNDARY
ROAD
SEWER LINE
WATER LINE

APPLICANT

HBMerchant

ERA.ELANGO B.E., A.M.I.E.,
STRUCTURAL ENGINEER-GRADE-II (SE)
Regd. No: SE/GR-II/19330/2010,
3, 3rd Floor, Thandavan Street,
Purasaiwalkam, Chennai-7. Ph: 044-4201 2955
Email: jayscivildesign@gmail.com

STRUCTURAL ENGINEER

C.R. RAJU
ARCHITECT
COA No: 12626, IIA No.: F7583
GCC / R.A. No : 101742025
6, South Avenue, Srinagar Colony,
Chennai-600 016. Ph: 2230 1220

ARCHITECT

Signature Not Verified
Signed by: Collector
Location:null
Date:2026.03.12 18:0[illegible]16

Signature Not Verified
Signed by: Assistant Director
Location:Thanjavur
Date:2026.03.17 19:0[illegible]24