LAN SHOWING THE PROPOSED CONSTRUCTION OF A GROUND FLOOR RESIDENTIAL BUILDING AT S.F.NO.:350/8, ELLAYAKONPATTY VILLAGE & VAGUTHALVARPATY PANCHAYAT, MARUNGAPURI TALUK, IRUCHIRAPPALLI DISTRICT.

SCALE 1: 100)

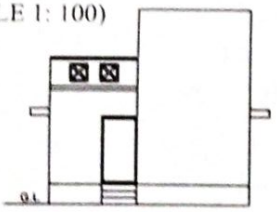

ELEVATION

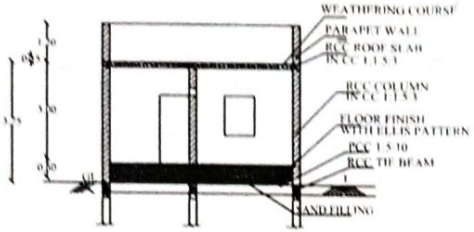

SCHEDULE OF JOINERIES		
REFERENCE		METER
MD	- MAIN DOOR	1.20 x 2.13
D1	- FLUSH DOOR	0.91 x 2.13
O	- OPEN	1.00 x 2.13
W	- GLAZED WINDOW	1.50 x 1.50
W1	- GLAZED WINDOW	1.20 x 1.50
KW	- KITCHEN WINDOW	1.20 x 1.00
V	- VENTILATOR	1.00 x 0.91

Signature Not Verified
Signed by Village Panchayat President
Location:Tiruchirappalli
Date:2025.02.11 12:12:18

NOTE

1. L.P GAS WILL BE USED FOR KITCHEN.
2. SULLAGE WASTE FROM TOILET WILL BE CONNECTED INTO STP.
3. BORE WELL WITH MOTAR WATER TANK AND CORPORATION WATER SUPPLY WILL BE PROVIDED.
4. RAIN WATER PERCOLATION PIT PROVIDED @ 1/30 Sqm OF PLINTH AREA @ 6 M C/C
5. RAIN WATER PERCOLATION BED 1.0m WIDE WILL BE PROVIDED AROUND THE BUILDING AS PER GO (MS) NO: 138 DATED 11-10-02.
6. RAIN WATER TAKEN TO THE BORE WELL THROUGH 150MM DIA PIPES.
7. RAIN WATER COLLECTED FROM OPEN TERRACE SHALL BE COLLECTED THROUGH PIPES AND LED INTO A FILTER PIT (SIZE 60 X 60 X 60 CM) WITH APPROPRIATE FILTER MATERIAL AND THEN LED INTO COLLECTION TANK.

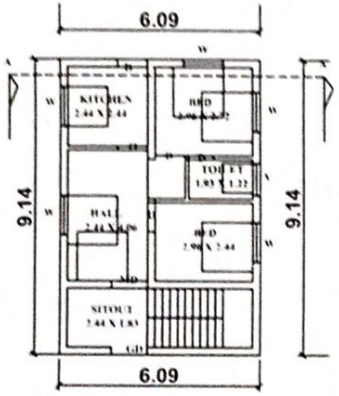

PRO.GROUND FLOOR PLAN

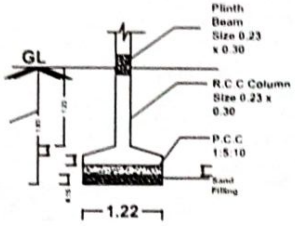

FOUNDATION DETAILS

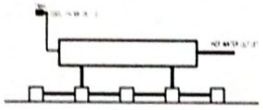

SOLAR HOT WATER SYSTEM DETAILS
(Not to Scale)



AREA DETAILS

DESCRIPTION	SQ.FT	SQ.M
LAND AREA AS PER DOCUMENT	4796.00	445.55

	(SQ.FT)	(SQM)
	99.11	55.66
	99.11	55.66
	96.89	389.89

PERCOLATION PIT -
BORE WELL -
ROAD -

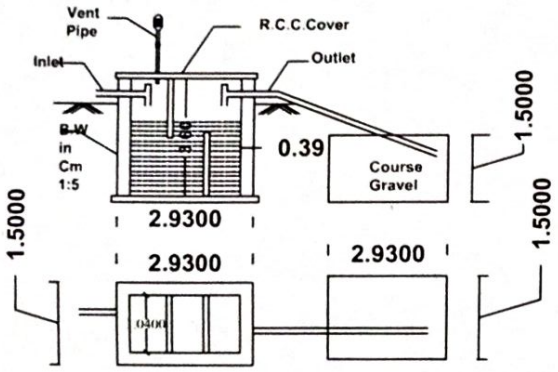

SEPTIC TANK & D-TRENCH DETAILS

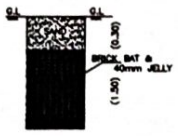

RAIN WATER HARVESTING SYSTEM

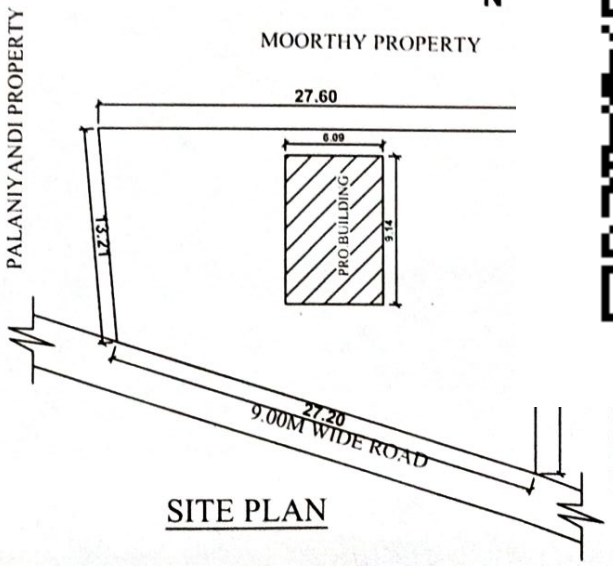

SITE PLAN

ENGINEER

Mr.P.VIJAY

Er.S.PALANIVELU, D.C.E
REGISTERED ENGINEER
GRADE III, LICENSED SURVEYOR
GOVT. REG. No 086/LS/00020
SHREE ANJANEYA CONSTRUCTION
NEBER ROAD, BEEMA NAGAR
TRICHY-1, Cell : 73736 05632