PLAN SHOWING THE PROPOSED CONSTRUCTION OF COMMERICAL BUILDING IN , SURVEY NO: 187/3A3E1 , PATTA NO : 3273, K.R.THOPPUR TO ELAMPILLAI MAIN ROAD , KOIYA THOPPU THARAMANGALAM UNION ,KARUKKALVADI VILLAGE PANCHAYAT , OMALUR TALUK, SALEM DISTRICT ,PIN :636 502.

SCALE :- 1:100

APPLICANT : Mr.V.KANNAN, S/o.Mr.VENKATACHALAM.

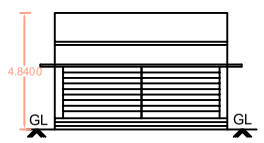

FRONT ELEVATION

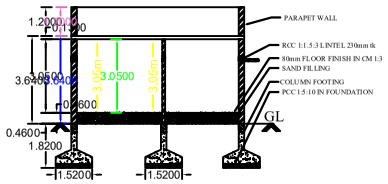

SECTION ON A-A

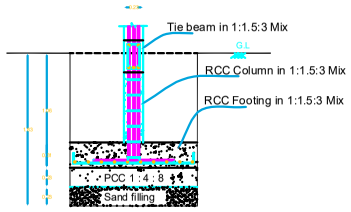

CROSS SECTION ON 'C - C'

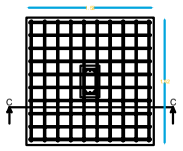

PLAN

SITE PLAN [SCALE 1:100]

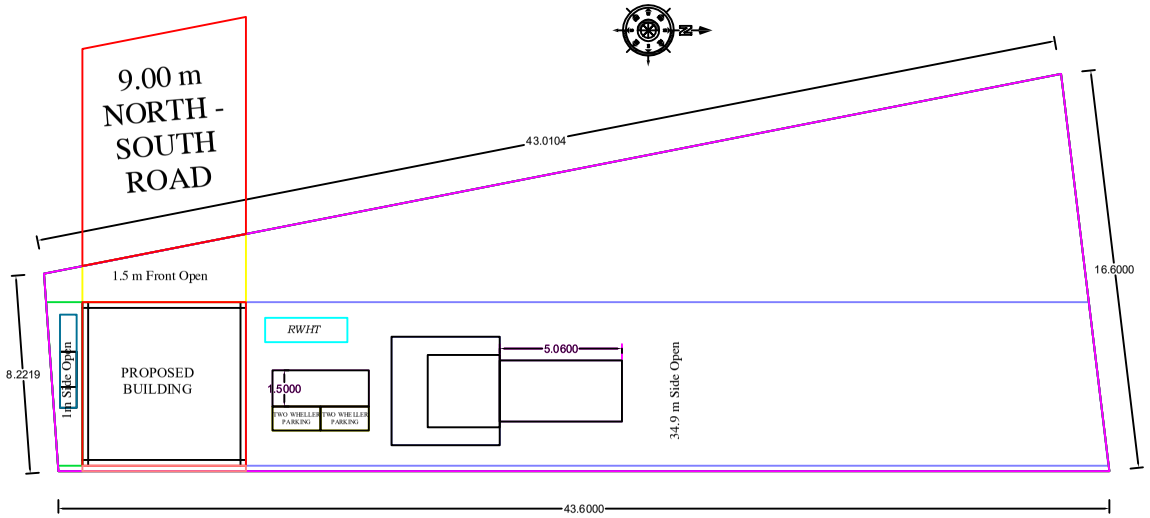

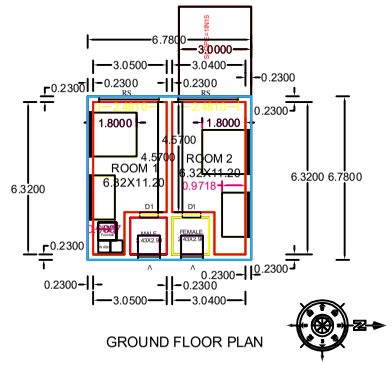

GROUND FLOOR PLAN

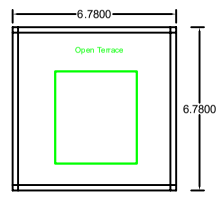

TERRACE FLOOR PLAN
GROUND FLOOR PLAN
SCALE-1:100

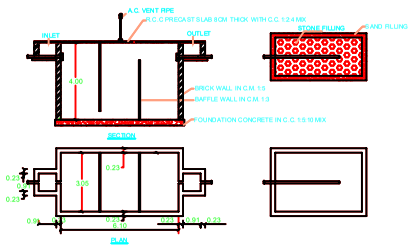

PLAN & SECTION OF SEPTIC TANK & DISPERSION TRENCH

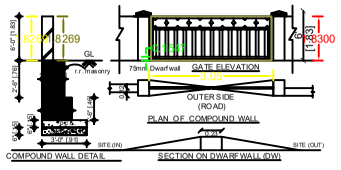

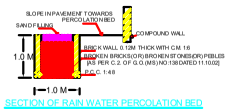

SECTION OF RAIN WATER PERCOLATION BED

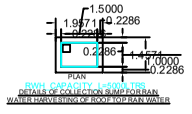

DETAILS OF COLLECTION & AMPFORRAIN WATER DRAINING FROM OF ROOF TOP RAIN WATER

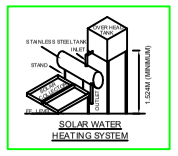

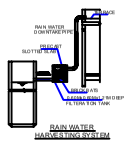

RAIN WATER
HARVESTING SYSTEM

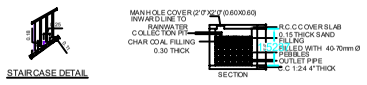

STAIRCASE DETAIL

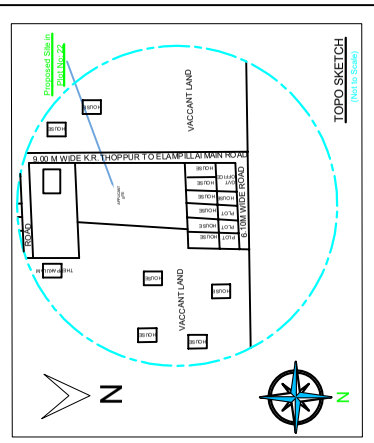

Signature Not Verified
Signed by Village Panchayat President
Location:Salem
Date:2024.07.01 13:00:49

APPLICANT

V.KANNAN

AREA DETAILS

DESCRIPTION		SQ.M
PLOT AREA (as per Document)		534.79
PLOT AREA (as per FMB)		534.79
SUPER IMPOSED PLOT AREA		534.79
DESCRIPTION	F.S.I AREA (in SQ.M)	NON F.S.I AREA (in SQ.M)
PROPOSED BUILDING PLINTH AREA		
GROUND FLOOR AREA	45.97	-
TOTAL AREA	45.97	-
OPEN SPACE AREA	488.82	

PLOT COVERAGE = 45.97 / 534.79 X 100 = 8.5958

F.S.I = 45.97 / 534.79 = 0.0859

SCHEDULE OF JOINERIES:

TYPE	REFERENCE	SIZE IN METER
MD	MAIN DOOR	0.99 x 2.13
D	FLUSH DOOR	0.91 x 2.13
D1	FLUSH DOOR	0.16 x 2.13
O	OPEN	0.91 x 2.13
W	WINDOW	1.52 x 1.52
W1	WINDOW	1.22 x 1.22
J.W	JOLLY WINDOW	1.52 x 1.52
V	VENTILATOR	0.91 x 0.61
E.F	EXHAUST FAN	0.30 Dia
R.S	ROLLING SHUTTER	3.75 x 2.13

PARKING

1. TWO WHEELER PARKING SPACE 2 NOS PROVIDED.

BOUNDARY SHOWN IN GREEN

PROPOSED BUILDING IN RED

NOTES:

1. FIRE EXTINGUISHER — FE
2. ALL DIMENSION ARE IN METER
3. SCALE - 1:100
4. WASTE WATER UTILISED FOR GARDEN PURPOSE.
5. SOLAR WATER HEATER PROVIDED IN TERRACE FLOOR.

REGISTERED ENGINEER

Er. G. JAYAGOPI, B.E.,(Struct)
L.B.S. & Consulting Civil Engineer,
SK CONSTRUCTION
Vellakalpatti, Arurupatti (Vill.)
THARAMANGALAM-636 502.
Cell: 96009 17843